

# 317

## HYDRAULIC EXCAVATOR



---

<b>Engine Power (ISO 14396:2002)</b>	98 kW (131 hp)
<b>Operating Weight</b>	17 600 kg (38,900 lb)

Meets U.S. EPA Tier 4 Final EU Stage V emission standards.  
Images may include regional configurations and optional items.



# THE NEW CAT<sup>®</sup> 317

MORE POWER, STABILITY, EFFICIENCY

The Cat<sup>®</sup> 317 Next Generation Excavator boosts productivity on your jobsite. Standard, easy-to-use Cat technologies, performance upgrades, and low fuel and maintenance costs allow you to move material all day with speed and precision while keeping more money in your pocket.



## NEXT GENERATION EXCAVATORS

The new line of Cat Excavators offers more choices than ever for your business.

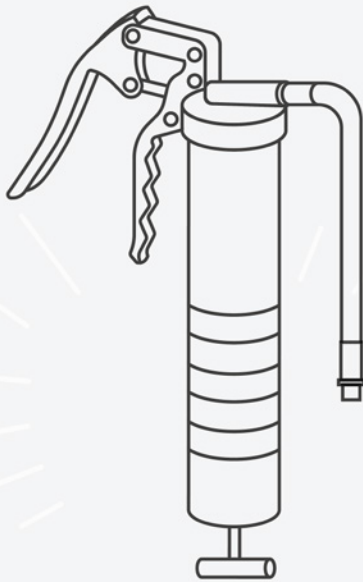
- + MORE MODEL OPTIONS
- + MORE STANDARD TECHNOLOGIES
- + MORE WAYS TO BOOST PERFORMANCE

Ready to help you make your business stronger, Cat Next Generation Excavators give you new ways to get the most work done at a lower cost.



---

## UP TO **20% LESS** MAINTENANCE COSTS



---

**LESS MAINTENANCE,  
MORE PROFITABILITY**

---

NOTE: COMPARISON IS BASED ON THE PREVIOUS MODEL.

---

## UP TO **45% INCREASED** OPERATING EFFICIENCY

The Cat 317 offers the industry's highest level of standard factory-equipped technology, including Cat Grade with 2D and Payload.

---

## UP TO **20% LOWER** MAINTENANCE COSTS

With extended and more synchronized maintenance intervals, you get more done at a lower cost.

---

## INCREASED PERFORMANCE

A Cat C4.4 engine, powerful hydraulics, and increased machine stability give you the power to move material with speed and precision.



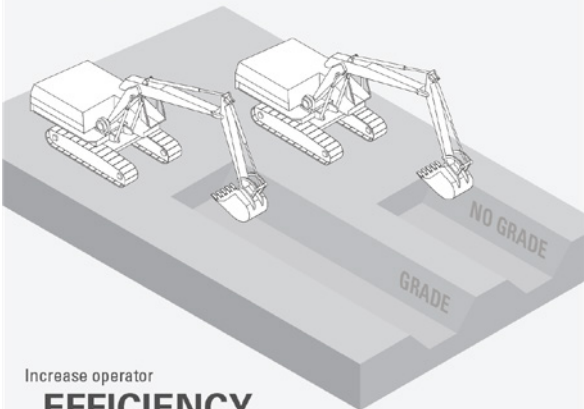
# STANDARD CAT TECHNOLOGY

GETS JOBS DONE FASTER WITH LESS REWORK

Onboard Cat Technology gives you the edge. Operators of all experience levels will dig, load, and grade with more confidence, speed, and accuracy. The result? Better productivity and lower costs.

STANDARD CAT® GRADE

**MORE** WORK,  
**LESS** TIME,  
**MORE** MONEY



Increase operator  
**EFFICIENCY**  
by up to  
**45%**



# BOOST YOUR PRODUCTIVITY BY UP TO 45%

## WITH CAT TECHNOLOGY

### STANDARD, SIMPLE-TO-USE TECHNOLOGIES INCLUDE:



#### STANDARD CAT GRADE WITH 2D

Cat Grade with 2D helps operators reach grade faster. Operators cut and fill to exact specifications without overcutting. You can program up to four of your most commonly used target depth and slope offsets so you can get to grade with ease – a real time saver on the jobsite. Best of all, no grade checkers are needed so the work area is safer.



#### STANDARD CAT PAYLOAD

With bucket and grapple, Cat Payload technology delivers precise load targets with on-the-go weighing, which helps prevent over/underloading and maximizes efficiency. Automated tracking helps manage production and lower costs. You can even take payload data with you. The monitor's USB port lets you download your results from one shift all the way up to 30 days of work, so you can manage your progress without needing an internet connection or VisionLink® subscription.

#### AVAILABLE OPTIONAL UPGRADES

Cat Grade with Advanced 2D and Cat Grade with 3D increase productivity and expand grading capabilities. Grade with Advanced 2D adds in-field design capabilities through an additional 254 mm (10 inch) high-resolution touchscreen monitor. Grade with 3D adds GPS and GLONASS positioning for pinpoint accuracy. All Cat Grade systems are compatible with radios and base stations from Trimble, Topcon, and Leica. Already invested in a grade infrastructure? You can install grade systems from Trimble, Topcon, and Leica onto the machine.

# CAT EQUIPMENT MANAGEMENT TECHNOLOGY TAKES THE GUESSWORK OUT OF MANAGING YOUR EQUIPMENT

Cat Equipment Management telematics technology helps take the complexity out of managing your jobsites by gathering data generated by your equipment, materials, and people and serving it up to you in customizable formats.



## **PRODUCT LINK™**

Product Link collects data automatically and accurately from your assets – any type and any brand. Information such as location, hours, fuel usage, productivity, idle time, maintenance alerts, diagnostic codes, and machine health can be viewed online through web and mobile applications



## **VISIONLINK**

Access information anytime, anywhere with VisionLink. Use it to make informed decisions that boost productivity, lower costs, simplify maintenance, and improve safety and security on your jobsite. With different subscription level options, your Cat dealer can help you configure exactly what you need to connect your fleet and manage your business without paying for extras you don't want. Subscriptions are available with cellular or satellite reporting (or both).



**Remote Services** is a suite of technologies that improve your jobsite efficiency.

**Remote Troubleshoot** allows your Cat dealer to perform diagnostic testing on your connected machine remotely, pinpointing potential issues while the machine is in operation. Remote Troubleshoot helps ensure the technician arrives with the correct parts and tools the first time, eliminating additional trips to save you time and money.

**Remote Flash** updates onboard software without a technician being present, potentially reducing update time by as much as 50%. You can initiate the update when convenient, increasing your overall operating efficiency.

The **Cat App** helps you manage your assets – at any time – right from your smartphone. You can see your fleet location, hours, and other information. You will get critical alerts for required maintenance, and you can even request service from your local Cat dealer.

## SEAT AND JOYSTICK CONSOLE HELP REDUCE FATIGUE

Comfort and movement efficiency help keep operators productive and alert all shift long. The standard seat is wide and adjustable for operators for personalized comfort. The Comfort cab is equipped with a mechanical suspension seat. The Deluxe seat is heated and air adjustable, while the Premium seat is heated and cooled and adjusts automatically.



# NEW CAB DESIGN MAKES HARD WORK EASY

The new 317 cab helps protect the operator from the fatigue, stresses, sounds, and temperatures of the job.



## NEW SMART MODE

The new Smart mode, one of three power mode settings, automatically adjusts engine and hydraulic power for the highest fuel efficiency – less power for tasks such as swinging and more power for digging. Operators can set and store their power mode preference using Operator ID. Owners can lock in the mode they want their operators to use to help manage fuel consumption.



## KEYLESS PUSH TO START

The 317 uses a keyless push-button engine start. This adds security for the machine by using Operator ID codes to limit and track machine access. Codes can be entered manually, via an optional Bluetooth key fob.



## CUSTOMIZABLE JOYSTICKS

Joystick function can be customized through the monitor. Joystick pattern as well as response can be set to match operator preference. All preferences are saved with the Operator ID and restored at login. Make moving the excavator much easier with Cat Stick Steer. Simply push a button and use one hand to travel and turn instead of both hands or feet on levers or pedals.



## TOUCHSCREEN MONITOR

Machine settings can be controlled through the high-resolution touchscreen monitor. It offers 42 languages and is easy to reach from the seat. A second 254 mm (10 inch) touchscreen monitor is available.



A QUIET, SAFE WORKSPACE

# BUILDS OPERATOR CONFIDENCE



## ISO-CERTIFIED ROPS CAB HELPS KEEPS YOU SAFE

The ISO-certified ROPS cab is sound suppressed and sealed. The large windows and lower front, right, and rear profile of the machine give outstanding visibility to the work area without the strain of constantly leaning forward.

## ALL-ROUND VISIBILITY

Enlarged windows and improved machine layout increase visibility from the seat of the cab. Standard rearview and right-side-view cameras help keep operators aware of their surroundings. An optional 360° visibility feature is also available. Powerful, long-lasting LED lights consume minimal power, keeping you safe while working in the dark.

## EASY ACCESS, CONNECTIVITY, AND STORAGE

Several built-in convenience features make work more comfortable for operators:

- + BLUETOOTH® INTEGRATED RADIO
- + USB PORTS FOR CHARGING AND PHONE CONNECTIVITY
- + 12V DC OUTLETS AND AUX PORT
- + STORAGE IN REAR, OVERHEAD, AND CONSOLE COMPARTMENTS
- + CUP HOLDER, DOCUMENT HOLDER, AND COAT HOOK



# SAFETY FEATURES

## LOOK OUT FOR YOUR PEOPLE AND EQUIPMENT

Help keep your people and equipment safe with new safety technology features, ground-level daily maintenance, and new upper platform access.

### 100% GROUND-LEVEL DAILY MAINTENANCE

All daily maintenance checks can be performed from ground level, making maintenance faster, easier, and safer. Checkpoints include the engine oil dipstick, fuel water separator, fuel tank water and sediment drains, and cooling system coolant level check.

### UPPER PLATFORM ACCESS

New right-side service platform design provides easy, safe, and quick access to upper service platform. Serrated steps, anti-skid plating, and handrails help ensure you avoid slips and trips.



## STAY SAFE EVERY DAY


### FACT:

#1 cause of construction accidents: **FALLS\***

**49%** OF FALLS RESULT IN SERIOUS INJURY

**30%** OF FALLS RESULT IN DEATH

### FALLS



### NEW 317

**100%** GROUND-LEVEL MAINTENANCE HELPS PREVENT FALLS

\*<https://www.ncbi.nlm.nih.gov/pmc/articles/PMC4962179/>

# PROTECTION IN ALL DIRECTIONS



E-WALL SWING



E-WALL FORWARD



E-WALL CAB PROTECTION



E-WALL CEILING



E-WALL FLOOR

## STANDARD 2D E-FENCE TECHNOLOGY

Standard 2D E-fence automatically stops excavator motion using boundaries you set through the monitor for the entire working envelope – above, below, sides, and front. E-fence protects equipment from damage and reduces fines related to zoning or underground utility damage. Automatic boundaries even help prevent operator fatigue by reducing overswinging and overdigging.



LOWER MAINTENANCE COSTS  
**UP TO 20%**

---

## DO MORE. PAY LESS.

With extended and more synchronized maintenance intervals, you get more done at a lower cost. Consolidated filter locations make service faster and easier.

---

## INFORMATION AT YOUR FINGERTIPS

View operating information such as fuel and oil levels as well as critical service alerts on the in-cab touchscreen monitor. Your machine's filter life and maintenance intervals are also trackable on the in-cab monitor.

---

## NEW LONGER LASTING FILTERS

The new hydraulic oil filter provides improved filtration performance, anti-drain valves to keep oil clean when the filter is replaced, and longer life with a 3,000-hour replacement interval – 50% longer than previous filter designs.

### BUCKETS



### HYDRAULIC HAMMERS



### PREVENT HAMMER WEAR AND TEAR

Turn on auto hammer stop through the in-cab monitor and the hammer will automatically stop after 30 seconds of continuous firing, preventing both the hammer and excavator from overworking.

### PIN GRABBER COUPLERS



### CW DEDICATED COUPLERS



### VIBRATORY PLATE COMPACTORS



### MULCHERS



### GRAPPLES



### SHEARS




### PULVERIZERS



## ATTACHMENT TRACKING MADE EASY

The Cat PL161 Attachment Locator is a Bluetooth device that makes finding your attachments and other gear quick and easy. The excavator's onboard Bluetooth reader or the Cat app on your phone will locate the device automatically.



Save more time and energy with the available work tool recognition feature. A simple shake of the attached tool confirms its identity; it also ensures all the attachment settings are correct, so you can get to work quickly and efficiently.

## INCREASE YOUR PRODUCTIVITY AND PROFIT WITH CAT ATTACHMENTS

You can easily expand the performance of your machine by utilizing any of the variety of Cat Attachments. Each Cat Attachment is designed to fit the weight and horsepower of Cat Excavators for improved performance, safety, and stability.

# TECHNICAL SPECIFICATIONS

See [cat.com](http://cat.com) for complete specifications.

ENGINE		
Engine Model	Cat C4.4	
Engine Power – ISO 14396:2002	98 kW	131 hp
Net Power – ISO 9249:2007	97 kW	130 hp
Bore	105 mm	4 in
Stroke	127 mm	5 in
Displacement	4.4 L	269 in <sup>3</sup>
<ul style="list-style-type: none"> <li>• Net power available at the flywheel when the engine is equipped with fan, air cleaner, aftertreatment, and alternator with engine speed at 2,200 rpm.</li> </ul>		

HYDRAULIC SYSTEM		
Main System – Maximum Flow	296 L/min	78 gal/min
Maximum Pressure – Equipment	35 000 kPa	5,076 psi
Maximum Pressure – Travel	35 000 kPa	5,076 psi
Maximum Pressure – Swing	25 800 kPa	3,741 psi

SWING MECHANISM		
Swing Speed	8.7 rpm	
Maximum Swing Torque	61 kN·m	44,990 lbf·ft

WEIGHTS		
Operating Weight	17 600 kg	38,900 lb
<ul style="list-style-type: none"> <li>• Long undercarriage, Reach boom, R2.6 (8'6") stick, GD 0.65 m<sup>3</sup> (0.85 yd<sup>3</sup>) bucket, 500 mm (20") triple grouser shoes, and 3.57 mt (7,870 lb) counterweight.</li> </ul>		

SERVICE REFILL CAPACITIES		
Fuel Tank	271 L	71.6 gal
Cooling System	28 L	7.4 gal
Engine Oil	15 L	4.0 gal
Final Drive	6 L	1.6 gal
Hydraulic System (including tank)	94 L	24.8 gal
Hydraulic Tank	87 L	23.0 gal
DEF Tank	22 L	5.9 gal

DIMENSIONS		
Boom	Reach 5.1 m (16'9")	
Stick	Reach 2.6 m (8'6")	
Bucket	GD 0.65 m <sup>3</sup> (0.85 yd <sup>3</sup> )	
Shipping Height (top of cab)	2930 mm	9'7"
Handrail Height	2940 mm	9'8"
Shipping Length	8550 mm	28'1"
Tail Swing Radius	2500 mm	8'2"
Counterweight Clearance	1010 mm	3'4"
Ground Clearance	430 mm	1'5"
Track Length	3970 mm	13'0"
Length to Center of Rollers	3170 mm	10'5"
Track Gauge	1990 mm	6'6"
Transport Width – 500 mm (20") shoe	2490 mm	8'2"

WORKING RANGES AND FORCES		
Boom	Reach 5.1 m (16'9")	
Stick	Reach 2.6 m (8'6")	
Bucket	GD 0.65 m <sup>3</sup> (0.85 yd <sup>3</sup> )	
Maximum Digging Depth	6070 mm	19'11"
Maximum Reach at Ground Line	8760 mm	28'9"
Maximum Cutting Height	8950 mm	29'4"
Maximum Loading Height	6310 mm	20'8"
Minimum Loading Height	2320 mm	7'7"
Maximum Depth Cut for 2400 mm (8'0") Level Bottom	5880 mm	19'3"
Maximum Vertical Wall Digging Depth	5850 mm	19'2"
Minimum Working Equipment Radius	2980 mm	9'9"
Bucket Digging Force (ISO)	124 kN	27,880 lbf
Stick Digging Force (ISO)	80 kN	17,980 lbf

AIR CONDITIONING SYSTEM		
<ul style="list-style-type: none"> <li>• The air conditioning system on this machine contains the fluorinated greenhouse gas refrigerant R134a (Global Warming Potential = 1430). The system contains 0.9 kg of refrigerant which has a CO<sub>2</sub> equivalent of 1.287 metric tonnes.</li> </ul>		

# STANDARD & OPTIONAL EQUIPMENT

Standard and optional equipment may vary. Consult your Cat dealer for details.

BOOMS AND STICKS	STANDARD	OPTIONAL
Variable Angle boom (2.64 m [8'8"] Stub + 2.6 m [8'6"] Fore) <sup>1</sup>		•
5.1 m (16'9") Reach boom		•
2.25 m (7'5") Reach stick <sup>1</sup>		•
2.6 m (8'6") Reach stick		•
3.1 m (10'2") Reach stick		•
CAB	STANDARD	OPTIONAL
ROPS, sound suppression	•	
Deluxe cab: air suspension heated seat, 254 mm (10") touchscreen monitor		•
Premium cab: air suspension heated and cooled seat, 254 mm (10") touchscreen monitor		•
Cat Stick Steer		•
CAT TECHNOLOGIES	STANDARD	OPTIONAL
Cat Product Link	•	
Cat Grade with 2D	•	
Cat Grade with Advanced 2D		•
Cat Grade with 3D		•
Cat Payload	•	
2D E-fence	•	
Remote Flash capability	•	
Remote Troubleshoot capability	•	
Work tool recognition	•	
Work tool tracking	•	
Auto hammer stop	•	
ELECTRICAL SYSTEM	STANDARD	OPTIONAL
Maintenance-free battery	•	
LED chassis light, left-side/right-side boom lights, cab lights	•	
Programmable time-delay LED working lights	•	
360° lighting		•
ENGINE	STANDARD	OPTIONAL
C4.4 Tier 4 Final, Stage V diesel engine	•	
One-touch low idle with automatic engine speed control	•	
Automatic engine shutdown	•	
-18°C (-0°F) cold start capability <sup>2</sup>		•
-25°C (-13°F) cold start capability <sup>3</sup>		•
Electric fuel priming pump	•	

ENGINE (CONTINUED)	STANDARD	OPTIONAL
Two-stage fuel filtration system with water separator and indicator	•	
Sealed double element air filter with integrated precleaner	•	
Electric cooling fans	•	
HYDRAULIC SYSTEM	STANDARD	OPTIONAL
Boom and stick regeneration circuits	•	
Automatic hydraulic warm up	•	
Automatic two-speed travel	•	
Electric main control valve	•	
Boom and stick drift reduction valve	•	
Boom and stick lowering check valves	•	
Element-type main hydraulic filter	•	
Single-type electronic main pump	•	
SAFETY AND SECURITY	STANDARD	OPTIONAL
Rear- and right-side-view cameras	•	
360° visibility		•
Ground-level engine shutoff switch	•	
Service platform with anti-skid plate and countersunk bolts	•	
Signaling/warning horn	•	
Hydraulic lockout lever	•	
SERVICE AND MAINTENANCE	STANDARD	OPTIONAL
Side entry to service platform	•	
Grouped engine oil and fuel filters	•	
Ground-level engine oil dipstick	•	
S•O•S <sup>SM</sup> sampling ports	•	
UNDERCARRIAGE AND STRUCTURES	STANDARD	OPTIONAL
Grease lubricated track link	•	
Tie-down points (ISO 15818:2017 compliant)	•	
500 mm (20") triple grouser shoes		•
600 mm (24") triple grouser shoes		•
700 mm (28") triple grouser track shoes		•
3.57 mt (7,870 lb) counterweight	•	

<sup>1</sup> Europe only

<sup>2</sup> All regions except Europe

<sup>3</sup> All regions except Australia/New Zealand

**Not all features are available in all regions. Please check with your local Cat dealer for specific offering availability in your area.**  
For additional information, refer to the Technical Specifications brochures for the 317 available at [www.cat.com](http://www.cat.com) or your Cat dealer.

For more complete information on Cat products, dealer services and industry solutions, visit us on the web at [www.cat.com](http://www.cat.com).

© 2021 Caterpillar. All Rights Reserved.

VisionLink® is a trademark of Trimble Navigation Limited, registered in the United States and in other countries.

Materials and specifications are subject to change without notice. Featured machines in photos may include additional equipment. See your Cat dealer for available options.

CAT, CATERPILLAR, LET'S DO THE WORK, their respective logos, Product Link, S-O-S, "Caterpillar Corporate Yellow", the "Power Edge" and Cat "Modern Hex" trade dress as well as corporate and product identity used herein, are trademarks of Caterpillar and may not be used without permission.  
[www.cat.com](http://www.cat.com) [www.caterpillar.com](http://www.caterpillar.com)

AEXQ3119-01  
Replaces AEXQ3119-00  
Build Number: 07B  
(Aus-NZ, Eur)

