



Cat[®] Hammers

H35Es, H45Es, H55Es, H65Es

FEATURES:

Built for Your Convenience, Comfort

- Cat[®] Hammers are designed for optimum performance and integration with your Cat compact construction equipment. They can also be utilized with non-Cat carriers.
- Plug & Perform. No adjustment to pressures or flows is necessary. Ports are positioned for convenient installation on your Cat carrier. Hoses are protected.
- Hammers with fully enclosed housings are silenced with a lower overall noise level for a quieter, safer job site. Side plate constructed housings are also available.
- Tri-suspension system on silenced models guides the power cell and gives manageable, smooth performance. The result is a hammer that's comfortable and responsive to operate.
- Gas-fired operating cycle delivers consistent, reliable performance over time. Hammers are reliable when breaking materials like non-reinforced concrete, asphalt and cinder block.

Built for Performance, Lasting Value

- Automatic shut-off protects the hammer from blank firing, a key contributor to hammer wear. Internal stresses are reduced providing more productive hours of work. Hammer is protected, regardless of operator skill level.
- Hammers adjust automatically to flows and pressures of your Cat carrier providing top performance and long service life.

- Seal carrier provides maximum gas retention and reliable performance. New design incorporates innovative technology.
- Tri-suspension system on silenced models protects the power cell and assures reliable operation.

Built for Quick, Easy Maintenance

- Grease point is ergonomically located at standing height making it comfortable and easy to access.
- Tool changes are simple and easily accomplished with common hand tools.
- Power chamber and accumulator pressures can be checked and charged while the hammer is mounted on the machine.
- Single bushing design is slip fit and field-replaceable. One piece provides proper tool alignment.
- Cat hammers are designed to rebuild easily, providing lasting value for your hammer investment.

Completely Cat[®]

- E Series hammers bring together your performance, quality, and serviceability expectations alongside our design, manufacturing and logistics experience. E Series hammers are completely Cat: from the inside out.

Hammer / Machine Compatibility

Skid steer and multi terrain loaders, and mini-excavators. Contact your Cat dealer for specific machine configurations.

Model	Machines
H35Es	302
H45Es	303, 303.5
H55Es	216, 226, 259, 303.5, 304, 305, 305.5
H65Es	216, 226, 259, 305, 305.5, 307, 308



Japan



Cat Hammers

Built for Your Convenience



Fully Enclosed, Silenced housing lowers overall noise level for a quieter, safer job site. Internal power cell is protected. Designed and engineered to eliminate stress points.

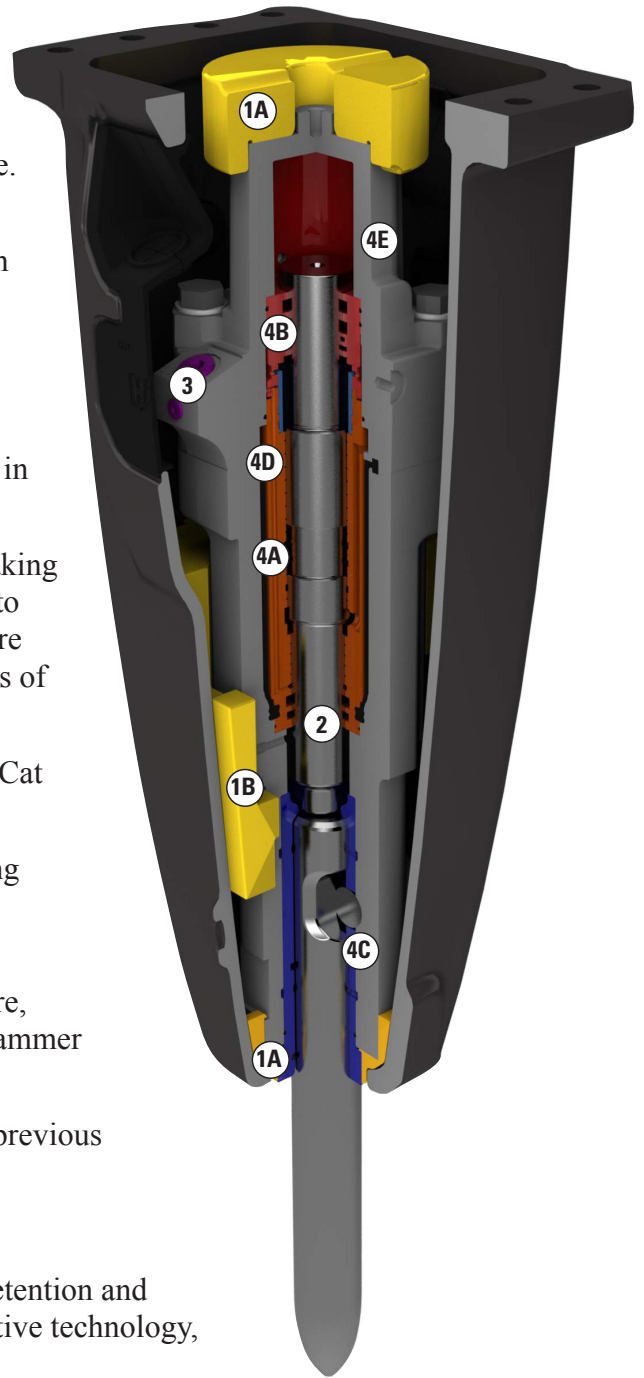
Easy to Tune & Maintain — Gas ports and valves are easy to check and charge while the hammer is mounted to the machine.

Standing Height Grease Point means required maintenance is comfortable and easy to do.

Tools are heat-treated, matched to piston diameter and mass to deliver full blow energy.

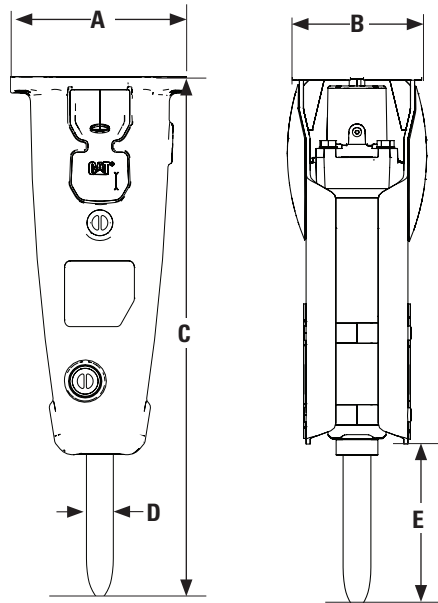
Built for Quick & Easy Maintenance, Lasting Value

- ① **Tri-Suspension System** – This unique suspension system on the silenced models comprises the suspension jacket, the upper and lower buffers. Suspension aligns the power cell and gives manageable, smooth performance.
 - ①A **Upper & Lower Buffers** – Buffers at both ends of the power cell absorb reflective forces, isolating them from the machine. Result is quiet, reliable operation and reduced operator fatigue.
 - ①B **Suspension Jacket** – The front head is isolated by the two-piece suspension jacket, which dampens vibration and sound. A lower dBa allows the hammer to be used in urban and other noise restricted areas.
- ② **Auto Shut Off (ASO)** – Instantly stops the piston when breaking through material. Prevents blank firing, a key contributor to hammer wear. Internal stresses are reduced, providing more productive hours of work. Hammer is protected, regardless of operator skill level.
- ③ **Plug & Perform** – Designed for convenient installation on Cat machines.
 - ③A **Ports positioned for hose protection** – Improved routing eliminates downtime from breakage.
 - ③B **No adjustment necessary** for hydraulic pressures or flows. Hammer handles full auxiliary flow and pressure, automatically adjusting to match your Cat machine. Hammer over speeding and shortened service are prevented.
- ④ **Simple, Elegant Design** – 47% fewer parts (compared to previous models) provides quick, easy maintenance and service.
 - ④A **Single Piece Piston Sleeve** replaces easily.
 - ④B **Easy-to-remove Seal Carrier** provides maximum gas retention and reliable performance. New design incorporates innovative technology, with five gas retention seals on the power chamber.
 - ④C **Single Bushing Design** is slip fit and field-replaceable. One piece provides proper tool alignment (includes lower and upper bushing and thrust ring).
 - ④D **Integral Accumulator** on H55Es and H65Es provides additional protection for the machine's hydraulic system.
 - ④E **Valve Body & Front Head** – Power cell is efficiently designed, with only two major components. They are held together by head bolts rather than tie rods. Bolts are simpler to install and service.



Cat Hammers

Built to Your Specifications



		H35Es	H45Es
Specifications			
Recommended Carrier Weight Range	t	1.1–2.4	1.5–3.2
	(lb)	(2,430–5,300)	(3,310–7,060)
Operating Weight Range	kg	125–130	145–250
	(lb)	(276–287)	(320–551)
Impact Frequency	blows/min.	600–1,800	780–1,800
Energy Class	J	407	542
	(ft-lb)	(300)	(400)
Rated Flow	lpm	12–35	25–62
	(gpm)	(3.2–9.2)	(6.6–16)
Operating Pressure, maximum	kPa	16,500	17,000
	(psi)	(2,393)	(2,465)
Dimensions			
A Width	mm	300	300
	(in)	(11.81)	(11.81)
B Length	mm	311	311
	(in)	(12.22)	(12.22)
C Height	mm	860	1,006
	(in)	(33.86)	(39.61)
D Tool Diameter, top	mm	40	50
	(in)	(1.57)	(1.97)
E Tool Working Length	mm	240	269
	(in)	(9.45)	(10.59)

Built to Your Needs

		H55Es	H65Es
Specifications			
Recommended Carrier Weight Range	t	2.5-6	3-9
	(lb)	(5,500-13,200)	(6,600-19,800)
Operating Weight Range	kg	260-345	315-390
	(lb)	(573-761)	(695-860)
Impact Frequency	blows/min.	600-1,680	720-1,740
Energy Class	J	813	1,085
	(ft-lb)	(600)	(800)
Rated Flow	lpm	30-85	40-115
	(gpm)	(7.9-22)	(10-30)
Operating Pressure, maximum	kPa	16,500	16,500
	(psi)	(2,393)	(2,393)
Dimensions			
A Width	mm	346	345
	(in)	(13.62)	(13.06)
B Length	mm	451	451
	(in)	(17.76)	(17.76)
C Height	mm	1,108	1,324
	(in)	(43.62)	(52.13)
D Tool Diameter, top	mm	58	68
	(in)	(2.28)	(2.68)
E Tool Working Length	mm	324	371
	(in)	(12.76)	(14.61)

Cat Hammers

Built for Your Construction & Demolition Projects...

Hammers of this size excel at breaking cinder block, brick, asphalt and pavement extending the use of your smaller building and construction equipment into site prep and light demolition work. Contact your local Cat dealer to see the complete line of Cat hammers for your larger equipment. Tackle reinforced concrete and rock breaking for your heavy demolition, mining and quarry projects.

APPLICATIONS

			Mini-Excavator		Skid Steer & Multi Terrain Loader	
			H35Es	H45Es	H55Es	Backhoe Loader
Construction						
Site prep, Landscaping	Ground excavation	Pipelines, municipalities				
		Frozen ground				
	Asphalt cutting	Driveways, roads				
	Compaction	Municipalities				
Demolition						
Concrete	Light	Sidewalks, driveways				
	Standard	Reinforced concrete 3"-20"				
Masonry	Cinder block, brick	Walls				
Pavement	Asphalt breaking	Driveways, roads				
	Concrete, composite	Roads				
Metallurgical						
Cleaning		Refractory linings in furnaces				


PRODUCTIVITY RATES

Production rates listed are for an 8-hour shift. They are for general estimation purposes only. Actual working results may vary.

Hammer Model	Non-Reinforced Concrete	
	m ³	yd ³
H35Es	6–12	(8–16)
H45Es	8–18	(10–23)
H55Es	14–23	(18–30)
H65Es	45–90	(34–69)

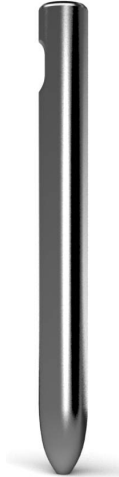


...with the Tools You Need to Get the Job Done



Chisel (C)

Use for general breaking, demolition, asphalt cutting and demolition of concrete or brick walls.



Moil (M)

Select for making holes, breaking light, reinforced concrete and general breaking and demolition.



Spade (S)

Use for general breaking and asphalt cutting.



Compacting Plate (CP)

Perfect when you need to compact soil.

	H35Es	H45Es	H55Es	H65Es
Road building / construction				
Breaking of road surface	C, M, S	C, M, S	C, M, S	C, M, S
Asphalt cutting	C, S	C, S	C, S	C, S
Demolition of bridges	C, M	C, M	C, M	C, M
Compacting soils	CP	CP	CP	CP
Making holes (for traffic signs, lamp posts)	M	M	M	M
Breaking of frozen ground	C, M, S	C, M, S	C, M, S	C, M, S
Demolition / housing development				
Demolition of concrete walls, roofs, floors	C, M	C, M	C, M	C, M
Demolition of light, reinforced concrete (<20")	M	M	M	M
Brick walls	C, M	C, M	C, M	C, M
Separating rebar from concrete (for recycling)	C, M	C, M	C, M	C, M
Metallurgical applications				
Breaking of refractory linings in furnaces	C, M	C, M	C, M	C, M

Cat Hammers

For more information on the variety of Work Tool attachments available contact your local Cat dealer.

For more complete information on Cat products, dealer services, and industry solutions, visit us on the web at www.cat.com

MEHH4204 (11-14)
Replaces GEHH0204

©2014 Caterpillar
All Rights Reserved

Materials and specifications are subject to change without notice. Featured machines in photos may include additional equipment. See your Cat dealer for available options.

CAT, CATERPILLAR, their respective logos, "Caterpillar Yellow," and the POWER EDGE trade dress, as well as corporate and product identity used herein, are trademarks of Caterpillar and may not be used without permission.

