



M317

Wheeled Excavator

Technical Specifications

Configurations and features may vary by region. Please consult your Cat® dealer for availability in your area.

Table of Contents

Specifications	2
Engine	2
Transmission	2
Service Refill Capacities	2
Swing Mechanism	2
Undercarriage	2
Operating Weights	2
Major Component Weights	3
Hydraulic System	3
Tires	3
Dozer Blade	4
Emissions and Safety	4
Standards	4
Sound Performance	4
Air Conditioning System	4
Dimensions	5
Undercarriage Dimensions	6
Working Ranges	7
Lift Capacities – Variable Adjustable Boom	8
Bucket Specifications and Compatibility	12
Attachments Offering Guide	16
Standard and Optional Equipment	23
Dealer Installed Kits and Attachments	25
Cab Options	26

M317 Wheeled Excavator Specifications

Engine

Engine Model	Cat® C4.4	
Engine Power		
ISO 14396:2002	112.0 kW	150 hp
ISO 14396 (DIN)	152 mhp (PS)	
Maximum Net Power		
ISO 9249:2007	110 kW	148 hp
ISO 9249 (DIN)	150 mhp (PS)	
Bore	105 mm	4.1 in
Stroke	127 mm	5.0 in
Displacement	4.4 L	268.5 in ³
Biodiesel Capability	Up to B20 ⁽¹⁾	
Number of Cylinders	4	

- Meets EU Stage V emission standards.
- Net power advertised is the power available at the flywheel when engine is equipped with fan, air cleaner, CEM exhaust gas aftertreatment, alternator, and cooling fan running at intermediate speed.
- Recommended for use up to 3000 m (9,843 ft) altitude with engine power derate above 3000 m (9,843 ft).
- Rated speed 2,200 rpm.

⁽¹⁾Cat engines are compatible with the following renewable, alternative, and bio-fuels* with lower greenhouse gas emission impact:

- ✓ Up to B20 biodiesel (FAME)**
- ✓ Up to 100% HVO and GTL renewable fuels

*Refer to guidelines for successful application. Please consult your Cat dealer or “Caterpillar Machine Fluids Recommendations” (SEBU6250) for details.

**For use of higher blends, consult your Cat dealer.

Transmission

Forward/Reverse		
1st Gear	10 km/h	6.2 mph
2nd Gear	35 km/h	21.7 mph
Creeper Speed		
1st Gear	5.5 km/h	3.4 mph
2nd Gear	15 km/h	9.3 mph
Drawbar Pull	104 kN	23,380 lbf
Maximum Gradeability at (19 000 kg/41,850 lb)	65%	

Service Refill Capacities

Fuel Tank (total capacity)	290 L	76.6 gal
Diesel Exhaust Fluid Tank	20 L	5.3 gal
Cooling System	35 L	9.2 gal
Engine Oil	13 L	3.4 gal
Hydraulic Tank	120 L	31.7 gal
Hydraulic System (including tank)	280 L	74 gal
Rear Axle Housing (differential)	14 L	3.7 gal
Front Steering Axle (differential)	10.5 L	2.8 gal
Final Drive (each)	2.5 L	0.7 gal
Powershift Transmission	2.5 L	0.7 gal

Swing Mechanism

Maximum Swing Speed	9.4 rpm	
Maximum Swing Torque	43.8 kN·m	32,305 lbf-ft
Maximum Towable Trailer Mass	8000 kg	17,640 lb

Undercarriage

Ground Clearance	360 mm	14.2 in
Maximum Steering Angle	35°	
Oscillation Axle Angle	± 8.5°	
Minimum Turning Radius		
Outside of Tire	6600 mm	21.6 ft
Outside of Tire (plastic fender)	7900 mm	25.9 ft
End of Variable Adjustable Boom	7100 mm	23.3 ft

Operating Weights*

Minimum	17 350 kg	38,250 lb
Maximum	20 100 kg	44,310 lb
Typical Configurations:		
Variable Adjustable Boom**		
Rear Blade Only	17 850 kg	39,350 lb
Blade and Outriggers	19 350 kg	42,660 lb
Front and Rear Outriggers	19 550 kg	43,100 lb

*Operating weight includes full fuel tank, operator, GD bucket, and dual pneumatic tires. Weight varies depending on configuration.

**Typical configurations include 2.5 m (8'2") stick and 4300 kg (9,460 lb) counterweight.

M317 Wheeled Excavator Specifications

Major Component Weights

Boom (including VA and stick cylinder, pins and standard hydraulic lines)		
5.2 m (17'1") Variable Adjustable Boom	2200 kg	4,850 lb
Sticks (including cylinder, bucket linkage, pins and standard hydraulic lines)		
2.2 m (7'3") Stick	790 kg	1,740 lb
2.5 m (8'2") Stick	810 kg	1,790 lb
Counterweight		
4300 kg (9,460 kg) Counterweight	4300 kg	9,460 lb
Undercarriage (including axles, standard tires and steps)		
Rear (radial) Blade	4470 kg	9,850 lb
Rear (radial) Blade – Wide Axle	4555 kg	10,040 lb
Rear Blade	4960 kg	10,930 lb
Rear Blade – Wide Axle	5045 kg	11,120 lb
Rear Blade – Trailer	4470 kg	9,850 lb
Rear Blade Parallel	4500 kg	9,920 lb
Rear Blade Parallel with Trailer	5025 kg	11,076 lb
Front Blade/Rear Outrigger – Trailer	6030 kg	13,293 lb
Front Blade/Rear Outrigger	5965 kg	13,150 lb
Rear Blade/Front Outrigger	5965 kg	13,150 lb
Rear Outrigger/Front Outrigger	6150 kg	13,560 lb
Buckets		
CW Bucket GD 1200 mm (47"), 0.91 m ³ (1.19 yd ³)	650 kg	1,430 lb
Pin-On Bucket GD 1200 mm (47"), 0.91 m ³ (1.19 yd ³)	680 kg	1,500 lb
Quick Couplers		
CW30 Dedicated Quick Coupler	220 kg	490 lb
Pin Grabber Quick Coupler	300 kg	660 lb

Hydraulic System

Maximum Pressure – Implement Circuit		
Normal	35 000 kPa	5,076 psi
Heavy Lift	37 000 kPa	5,366 psi
Travel Circuit	35 000 kPa	5,076 psi
Maximum Pressure – Auxiliary Circuit		
High Pressure	35 000 kPa	5,076 psi
Medium Pressure	17 000 kPa	2,466 psi
Swing Mechanism	33 000 kPa	4,786 psi
Maximum Flow		
Implements	254 L/min	67 gal/min
Travel Circuit	210 L/min	56 gal/min
Auxiliary Circuit		
High Pressure	250 L/min	66.0 gal/min
Medium Pressure	55 L/min	14.5 gal/min
Swing Mechanism	98 L/min	25.9 gal/min
Cylinders		
Boom Cylinder (VA) – Bore	115 mm	0'5"
Boom Cylinder (VA) – Stroke	954 mm	3'2"
VAB Cylinder – Bore	140 mm	0'6"
VAB Cylinder – Stroke	743 mm	2'5"
Stick Cylinder – Bore	115 mm	0'5"
Stick Cylinder – Stroke	1147 mm	3'9"
Bucket Cylinder – Bore	100 mm	0'4"
Bucket Cylinder – Stroke	1055 mm	3'6"

Tires

Standard	10.00-20 (dual pneumatic)
Optional	11.00-20 (dual pneumatic) 315/70R22.5 (dual pneumatic without spacer) 445/70/R19.5 TL XF (single pneumatic)

M317 Wheeled Excavator Specifications

Dozer Blade

Blade Type	Parallel	
Width	2540 mm	8'4"
Blade Roll-Over Height	570 mm	1'10"
Blade Total Height	610 mm	2'0"
Maximum Lowering Depth From Ground	130 mm	0'5"
Maximum Raising Height Above Ground	495 mm	1'7"
Blade Type	Radial	
Width	2540 mm	8'4"
Blade Roll-Over Height	540 mm	1'9"
Blade Total Height	580 mm	1'11"
Maximum Lowering Depth From Ground	120 mm	0'5"
Maximum Raising Height Above Ground	475 mm	1'7"

Emissions and Safety

Engine Emissions	EU Stage V	
Vibration Levels		
Maximum Hand/Arm (ISO 5349:2001)	<2.5 m/s ²	<8.2 ft/s ²
Maximum Whole Body (ISO/TR 25398:2006)	<0.5 m/s ²	<1.6 ft/s ²
Seat Transmissibility Factor (ISO 7096:2000-spectral class EM5)	<0.7	

Standards

Brakes	ISO 3450:2011
Cab (ROPS [Roll Over Protective Systems])	ISO 12117-2:2008
FOPS (Falling Object Protective Structure)	ISO 10262:1998
Cab/Sound Levels	Meets appropriate standards as listed below

Sound Performance

Operator Sound	
2000/14/EC	70 dB(A)
Spectator Sound	
2000/14/EC	100 dB(A)

- Operator Sound – The operator sound level is measured according to the procedures specified in 2000/14/EC, for a cab offered by Caterpillar, when properly installed and maintained and tested with the door and windows closed.
- Exterior Sound – The labeled spectator sound power level is measured according to the test procedures and conditions specified in 2000/14/EC.
- Hearing protection may be needed when operating with an open operator station and cab (when not properly maintained for doors/windows open) for extended periods or in noisy environment(s).

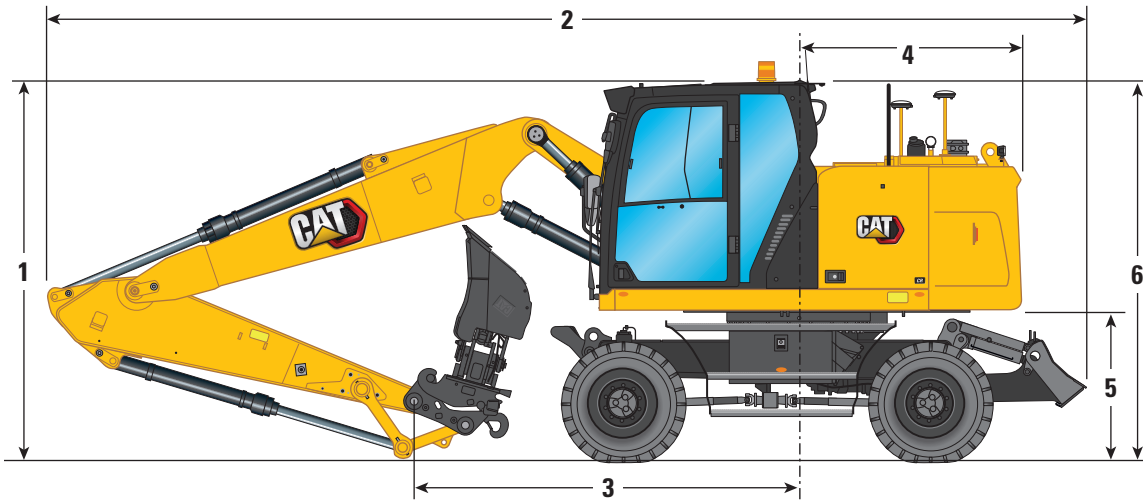
Air Conditioning System

The air conditioning system on this machine contains the fluorinated greenhouse gas refrigerant R134a (Global Warming Potential = 1430). The system contains 1.0 kg of refrigerant, which has a CO₂ equivalent of 1.43 metric tonnes.

M317 Wheeled Excavator Specifications

Dimensions

All Dimensions are approximate. Values are with 10.00-20 Dual Pneumatic Tires.



Boom Option

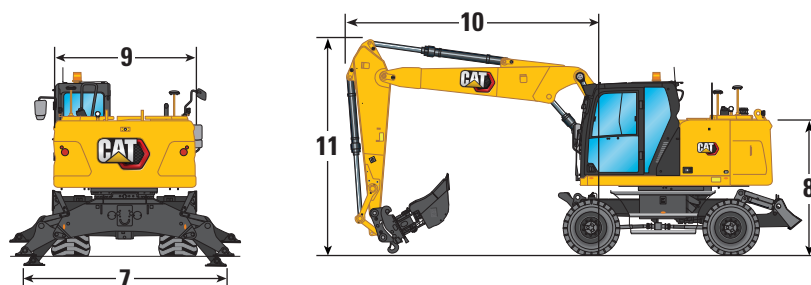
Variable Adjustable Boom 5.2 m (17'1")

Stick Options

2.2 m (7'3")

2.5 m (8'2")

1 Shipping Height		
With Falling Object Guard (highest point between boom and cab)	3320 mm (10'11")	3320 mm (10'11")
Without Falling Object Guard	3220 mm (10'7")	3240 mm (10'8")
2 Shipping Length	6260 mm (20'6")	6260 mm (20'6")
3 Support Point	3870 mm (12'8")	3530 mm (11'7")
4 Tail Swing Radius	1850 mm (6'1")	1850 mm (6'1")
5 Counterweight Clearance	1300 mm (4'3")	1300 mm (4'3")
6 Cab Height		
No Falling Object Guard	3200 mm (10'6")	3200 mm (10'6")
With Falling Object Guard	3320 mm (10'11")	3320 mm (10'11")
Overall Machine Width		
Width with Outriggers on Ground	3830 mm (12'7")	3830 mm (12'7")
Width with Outriggers Up	2550 mm (8'4")	3550 mm (11'8")
Width with Blade	2540 mm (8'4")	2540 mm (8'4")
Width with Blade (wide axles)	2750 mm (9'0")	2750 mm (9'0")
7 Width with Outriggers Fully Down	3650 mm (12'0")	3650 mm (12'0")
8 Enclosure Height (doors)	2500 mm (8'2")	2500 mm (8'2")
9 Upperframe Width	2540 mm (8'4")	2540 mm (8'4")
Roading Position		
10 Steering Wheel to Linkage in Roading Position	3260 mm (10'8")	3250 mm (10'8")
11 Height in Roading Position	3950 mm (13'0")	3950 mm (13'0")



M317 Wheeled Excavator Specifications


Undercarriage Dimensions

All Dimensions are approximate.

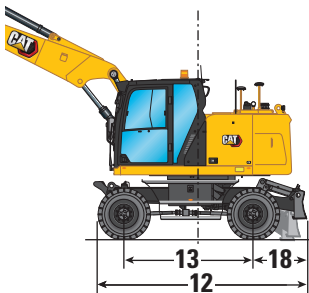
Undercarriage	Rear Blade – Parallel*	Rear Blade – Radial	Rear Blade/ Front Outrigger	Rear Outrigger/ Front Blade	Rear Outrigger/ Front Outrigger
12 Overall Undercarriage Length	4440 mm (14'7")	4360 mm (14'4")	5050 mm (16'7")	5050 mm (16'7")	4955 mm (16'3")
13 Wheel Base	2700 mm (8'10")	2550 mm (8'4")	2700 mm (8'10")	2700 mm (8'10")	—
14 Swing Bearing Center to Rear Axle	1250 mm (4'1")	1100 mm (3'7")	1250 mm (4'1")	1250 mm (4'1")	2700 mm (8'10")
Swing Bearing Center to Rear Axle (wide axles)	1250 mm (4'1")	1250 mm (4'1")	—	—	—
15 Swing Bearing Center to Front Axle	1450 mm (4'9")	1450 mm (4'9")	1450 mm (4'9")	1450 mm (4'9")	1450 mm (4'9")
16 Rear Axle to Rear Outrigger (mid)	—	—	—	830 mm (2'9")	875 mm (2'10")
17 Front Axle to Front Outrigger (mid)	—	—	875 mm (2'10")	—	875 mm (2'10")
18 Rear Axle to Parallel Blade (end)	1200 mm (3'11")	—	1200 mm (3'11")	—	—
Rear Axle to Radial Blade (end)	—	1275 mm (4'2")	—	—	—
Front Axle to Parallel Blade (end)	1245 mm (4'1")	—	—	1245 mm (4'1")	—
19 Maximum Outrigger Depth	—	—	120 mm (0'5")	120 mm (0'5")	120 mm (0'5")
20 Blade Width (standard axles)	2540 mm (8'4")	2540 mm (8'4")	2540 mm (8'4")	2540 mm (8'4")	—
Blade Width (wide axles)	2750 mm (9'0")	2740 mm (9'0")	2750 mm (9'0")	2750 mm (9'0")	—
Maximum Blade Depth Below Ground	130 mm (0'5")	120 mm (0'5")	130 mm (0'5")	130 mm (0'5")	—
Ground Clearance					
Lowest Step Clearance	470 mm (1'7")	470 mm (1'7")	470 mm (1'7")	470 mm (1'7")	470 mm (1'7")
21 Outrigger Clearance	325 mm (1'1")	325 mm (1'1")	325 mm (1'1")	325 mm (1'1")	325 mm (1'1")
22 Blade Clearance (parallel)	495 mm (1'7")	—	495 mm (1'7")	495 mm (1'7")	—
Blade Clearance (radial)	—	475 mm (1'7")	—	—	—
23 Axle Clearance	360 mm (1'2")	360 mm (1'2")	360 mm (1'2")	360 mm (1'2")	360 mm (1'2")

*Blade rear, trailer dimensions are equal to the dimensions for rear blade parallel.

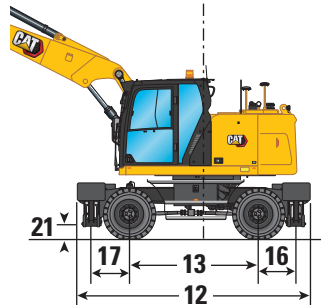
Maximum tire clearance with outrigger fully down



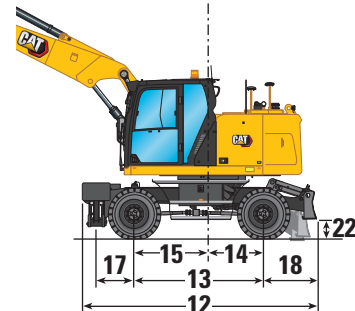
Undercarriage with dozer only



Undercarriage with 2 sets of outriggers



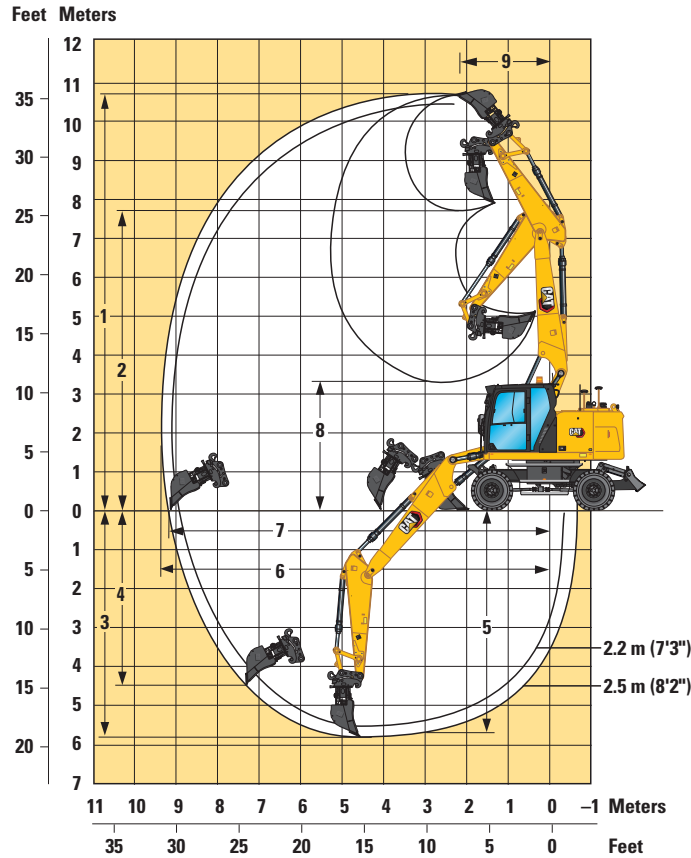
Undercarriage with 1 set of outriggers and dozer



M317 Wheeled Excavator Specifications

Working Ranges

All Dimensions are approximate. Values are with 10.00-20 Dual Pneumatic Tires.



Boom Option	Variable Adjustable Boom	
	2.2 m (7'3")	2.5 m (8'2")
Stick Options		
1 Maximum Cutting Height	10 500 mm (34'5")	10 720 mm (35'2")
2 Maximum Loading Height	7560 mm (24'10")	7770 mm (25'6")
3 Maximum Digging Depth	5480 mm (18'0")	5770 mm (18'11")
4 Maximum Vertical Wall Digging Depth	4260 mm (14'0")	4470 mm (14'8")
5 Maximum Depth Cut for 2440 mm (8'0") Level Bottom	5370 mm (17'7")	5660 mm (18'7")
6 Maximum Reach	9140 mm (30'0")	9390 mm (30'10")
7 Maximum Reach at Ground Line	8970 mm (29'5")	9220 mm (30'3")
8 Minimum Loading Height	3760 mm (12'4")	3410 mm (11'2")
9 Minimum Front Swing Radius	2150 mm (7'1")	2180 mm (7'2")
Bucket Forces (ISO)	119 kN (26,752 lbf)	119 kN (26,752 lbf)
Stick Forces (ISO)	75 kN (16,861 lbf)	70 kN (15,737 lbf)
Bucket Type	GD	GD
Bucket Capacity	0.8 m ³ (1.05 yd ³)	0.8 m ³ (1.05 yd ³)
Bucket Tip Radius (Pin-On)	1378 mm (4'6")	1378 mm (4'6")
Bucket Tip Radius (QC)	1484 mm (4'10")	1484 mm (4'10")

Range values are with dual pneumatic tires (10.00-20).

Range values are calculated with a GD bucket (CW) and CW quick coupler with a tip radius of 1484 mm (4'10").

Force values are calculated with heavy lift on, a GD bucket (pin-on) and a tip radius of 1378 mm (4'6").

M317 Wheeled Excavator Specifications

Lift Capacities – Variable Adjustable Boom, 2.2 m Stick

All values are in kg, work tool: none, bucket cylinder and bucket linkage installed, counterweight: 4300 kg, heavy lift function on.

Stick height	Undercarriage configuration	Load at maximum reach (sticknose/bucket pin)			Load over front			Load over rear			Load over side			Load point height			mm			
		3000 mm	4500 mm	6000 mm	7500 mm	3000 mm	4500 mm	6000 mm	7500 mm	3000 mm	4500 mm	6000 mm	7500 mm	3000 mm	4500 mm	6000 mm				
9000 mm	Free on Wheels																	*8450	*8450	*8450
	Front Empty – Rear Dozer – Stabilized																	*8450	*8450	*8450
	Front Dozer – Rear Stabilizer – Stabilized																	*8050	*8050	*8050
	Front Stabilizer – Rear Stabilizer – Stabilized																	*8050	*8050	*8050
	Free on Wheels – Wide Axles																	*8450	*8450	*8450
7500 mm	Free on Wheels				*4950	4750	4250											*3800	*3800	3650
	Front Empty – Rear Dozer – Stabilized				*4950	*4950	4750											*3800	*3800	*3800
	Front Dozer – Rear Stabilizer – Stabilized				*4950	*4950	*4950											*3750	*3750	*3750
	Front Stabilizer – Rear Stabilizer – Stabilized				*4950	*4950	*4950											*3750	*3750	*3750
	Free on Wheels – Wide Axles				*4950	4800	4700											*3800	*3800	*3800
6000 mm	Free on Wheels				*4950	4800	4300	4350	2950	2600								*3100	2650	2350
	Front Empty – Rear Dozer – Stabilized				*4950	*4950	4800	4350	*4450	2950								*3100	*3100	2650
	Front Dozer – Rear Stabilizer – Stabilized				*4950	*4950	*4950	*4450	*4450	*4450								*3100	*3100	*3100
	Front Stabilizer – Rear Stabilizer – Stabilized				*4950	*4950	*4950	*4450	*4450	*4450								*3100	*3100	*3100
	Free on Wheels – Wide Axles				*4950	4800	4750	4400	2950	2900								*3100	2650	2650
4500 mm	Free on Wheels				*5950	4550	4050	4300	2900	2550								*2900	2100	1900
	Front Empty – Rear Dozer – Stabilized				*5950	*5950	4550	4300	*5000	2900								*2900	*2900	2150
	Front Dozer – Rear Stabilizer – Stabilized				*6000	*6000	*6000	*5000	*5000	4550								*2900	*2900	*2900
	Front Stabilizer – Rear Stabilizer – Stabilized				*6000	*6000	*6000	*5000	*5000	*5000								*2900	*2900	*2900
	Free on Wheels – Wide Axles				*5950	4600	4500	4300	2900	2850								*2900	2150	2100
3000 mm	Free on Wheels				6400	4150	3700	4150	2750	2400	2900	1900	1700					*2800	1900	1650
	Front Empty – Rear Dozer – Stabilized				6400	*7150	4200	4100	*5300	2750	2900	*3400	1900					*2800	*2800	1900
	Front Dozer – Rear Stabilizer – Stabilized				*7150	*7150	6850	*5300	*5300	4400	*3450	*3450	3100					*2800	*2800	*2800
	Front Stabilizer – Rear Stabilizer – Stabilized				*7150	*7150	*7150	*5300	*5300	*5300	*3450	*3450	*3450					*2800	*2800	*2800
	Free on Wheels – Wide Axles				6450	4200	4100	4150	2750	2700	2950	1900	1900					*2800	1900	1850
1500 mm	Free on Wheels				6050	3850	3350	3950	2600	2250	2850	1850	1650					2750	1800	1600
	Front Empty – Rear Dozer – Stabilized				6000	*7800	3850	3950	*5650	2600	2850	4300	1850					2750	*2900	1800
	Front Dozer – Rear Stabilizer – Stabilized				*7800	*7800	6450	*5650	*5650	4250	*4350	*4350	3050					*2900	*2900	*2900
	Front Stabilizer – Rear Stabilizer – Stabilized				*7800	*7800	*7800	*5650	*5650	5150	*4350	*4350	3700					*2900	*2900	*2900
	Free on Wheels – Wide Axles				6100	3850	3750	4000	2600	2550	2850	1850	1850					2800	1800	1750
0 mm	Free on Wheels				5850	3650	3200	3850	2450	2150								2850	1850	1600
	Front Empty – Rear Dozer – Stabilized				5850	*7600	3700	3850	*5550	2500								2850	*3150	1850
	Front Dozer – Rear Stabilizer – Stabilized				*7600	*7600	6300	*5550	*5550	4150								*3150	*3150	3050
	Front Stabilizer – Rear Stabilizer – Stabilized				*7600	*7600	*7600	*5550	*5550	5050								*3150	*3150	*3150
	Free on Wheels – Wide Axles				5900	3700	3600	3900	2500	2450								2850	1850	1800
-1500 mm	Free on Wheels		*6050	5850	5850	3650	3200	3800	2450	2150								3200	2050	1800
	Front Empty – Rear Dozer – Stabilized		*6050	*6050	5800	*6650	3650	3800	*4900	2450								3150	*3650	2050
	Front Dozer – Rear Stabilizer – Stabilized		*6150	*6150	*6150	*6600	*6600	6250	*4850	*4850	4100							*3650	*3650	3400
	Front Stabilizer – Rear Stabilizer – Stabilized		*6150	*6150	*6600	*6600	*6600	*4850	*4850	*4850								*3650	*3650	*3650
	Free on Wheels – Wide Axles		*6050	*6050	5900	3650	3600	3850	2450	2400								3200	2050	2050

*Limited by hydraulic rather than tipping load.

Oscillating axle needs to be locked. Weight of all lifting accessories must be subtracted from the lifting capacities. All lift capacities calculated and rated per ISO 10567:2007. Rated loads do not exceed 87% of hydraulic lift capacity or 75% of tipping load. Heavy Lift Function ON. Lifting capacities are based on the machine standing on a firm uniform supporting surface. The load point is the center line of the bucket pivot mounting pin on the stick. Lift capacity is calculated with VA cylinder completely extracted. The use of a work tool attachment point to handle/lift objects, could affect the machine lift performance.

Always refer to the appropriate Operation and Maintenance Manual for specific product information.

M317 Wheeled Excavator Specifications

Lift Capacities – Variable Adjustable Boom, 7'3" Stick

All values are in lb, work tool: none, bucket cylinder and bucket linkage installed, counterweight: 9,460 lb, heavy lift function on.

		Load at maximum reach (sticknose/bucket pin)			Load over front			Load over rear			Load over side			Load point height					
	Undercarriage configuration	10 ft			15 ft			20 ft			25 ft								
																	ft		
25 ft	Free on Wheels				*10,100	*10,100	9,100										*8,600	*8,600	8,400
	Front Empty – Rear Dozer – Stabilized				*10,100	*10,100	*10,100										*8,600	*8,600	*8,600
	Front Dozer – Rear Stabilizer – Stabilized				*10,300	*10,300	*10,300										*8,500	*8,500	*8,500
	Front Stabilizer – Rear Stabilizer – Stabilized				*10,300	*10,300	*10,300										*8,500	*8,500	*8,500
	Free on Wheels – Wide Axles				*10,100	*10,100	10,000										*8,600	*8,600	*8,600
20 ft	Free on Wheels				*10,900	10,300	9,200	*8,800	6,300	5,600							*6,900	6,000	5,300
	Front Empty – Rear Dozer – Stabilized				*10,900	*10,900	10,300	*8,800	*8,800	6,300							*6,900	*6,900	6,000
	Front Dozer – Rear Stabilizer – Stabilized				*10,900	*10,900	*10,900	*8,900	*8,900	*8,900							*6,900	*6,900	*6,900
	Front Stabilizer – Rear Stabilizer – Stabilized				*10,900	*10,900	*10,900	*8,900	*8,900	*8,900							*6,900	*6,900	*6,900
	Free on Wheels – Wide Axles				*10,900	10,400	10,200	*8,800	6,300	6,200							*6,900	6,000	5,900
15 ft	Free on Wheels				*12,800	9,800	8,800	9,200	6,200	5,500							*6,400	4,700	4,200
	Front Empty – Rear Dozer – Stabilized				*12,800	*12,800	9,800	9,200	*10,800	6,200							*6,400	*6,400	4,700
	Front Dozer – Rear Stabilizer – Stabilized				*12,900	*12,900	*12,900	*10,800	*10,800	9,800							*6,400	*6,400	*6,400
	Front Stabilizer – Rear Stabilizer – Stabilized				*12,900	*12,900	*12,900	*10,800	*10,800	*10,800							*6,400	*6,400	*6,400
	Free on Wheels – Wide Axles				*12,800	9,900	9,700	9,300	6,200	6,100							*6,400	4,700	4,700
10 ft	Free on Wheels				13,800	9,000	8,000	8,900	5,900	5,200							*6,200	4,100	3,700
	Front Empty – Rear Dozer – Stabilized				13,800	*15,400	9,000	8,900	*11,400	5,900							*6,200	*6,200	4,200
	Front Dozer – Rear Stabilizer – Stabilized				*15,400	*15,400	14,800	*11,400	*11,400	9,500							*6,200	*6,200	*6,200
	Front Stabilizer – Rear Stabilizer – Stabilized				*15,400	*15,400	*15,400	*11,400	*11,400	*11,400							*6,200	*6,200	*6,200
	Free on Wheels – Wide Axles				13,900	9,100	8,900	9,000	5,900	5,800							*6,200	4,200	4,100
5 ft	Free on Wheels				13,000	8,300	7,200	8,500	5,600	4,900	6,100	4,000	3,500	6,100	3,900	3,500			
	Front Empty – Rear Dozer – Stabilized				13,000	*16,800	8,300	8,500	*12,200	5,600	6,100	*7,400	4,000	6,100	*6,400	4,000			
	Front Dozer – Rear Stabilizer – Stabilized				*16,800	*16,800	13,900	*12,200	*12,200	9,100	*7,400	*7,400	6,600	*6,400	*6,400	*6,400			
	Front Stabilizer – Rear Stabilizer – Stabilized				*16,800	*16,800	*16,800	*12,200	*12,200	11,100	*7,400	*7,400	*7,400	*6,400	*6,400	*6,400			
	Free on Wheels – Wide Axles				13,100	8,300	8,200	8,600	5,600	5,500	6,200	4,000	3,900	6,100	4,000	3,900			
0 ft	Free on Wheels				12,600	7,900	6,900	8,300	5,300	4,700				6,300	4,100	3,600			
	Front Empty – Rear Dozer – Stabilized				12,600	*16,500	7,900	8,300	*12,000	5,400				6,200	*6,900	4,100			
	Front Dozer – Rear Stabilizer – Stabilized				*16,500	*16,500	13,500	*12,000	*12,000	8,900				*7,000	*7,000	6,700			
	Front Stabilizer – Rear Stabilizer – Stabilized				*16,500	*16,500	*16,500	*12,000	*12,000	10,800				*7,000	*7,000	*7,000			
	Free on Wheels – Wide Axles				12,700	8,000	7,800	8,400	5,400	5,300				6,300	4,100	4,000			
-5 ft	Free on Wheels	*13,900	*13,900	12,600	12,600	7,900	6,900	8,200	5,300	4,600				7,000	4,600	4,000			
	Front Empty – Rear Dozer – Stabilized	*13,900	*13,900	*13,900	12,500	*14,400	7,900	8,200	*10,500	5,300				7,000	*8,000	4,600			
	Front Dozer – Rear Stabilizer – Stabilized	*14,100	*14,100	*14,100	*14,400	*14,400	13,500	*10,400	*10,400	8,900				*8,000	*8,000	7,600			
	Front Stabilizer – Rear Stabilizer – Stabilized	*14,100	*14,100	*14,100	*14,400	*14,400	*14,400	*10,400	*10,400	*10,400				*8,000	*8,000	*8,000			
	Free on Wheels – Wide Axles	*13,900	*13,900	*13,900	12,700	7,900	7,800	8,300	5,300	5,200				7,100	4,600	4,500			

*Limited by hydraulic rather than tipping load.

Oscillating axle needs to be locked. Weight of all lifting accessories must be subtracted from the lifting capacities. All lift capacities calculated and rated per ISO 10567:2007. Rated loads do not exceed 87% of hydraulic lift capacity or 75% of tipping load. Heavy Lift Function ON. Lifting capacities are based on the machine standing on a firm uniform supporting surface. The load point is the center line of the bucket pivot mounting pin on the stick. Lift capacity is calculated with VA cylinder completely extracted. The use of a work tool attachment point to handle/lift objects, could affect the machine lift performance.

Always refer to the appropriate Operation and Maintenance Manual for specific product information.

M317 Wheeled Excavator Specifications

Lift Capacities – Variable Adjustable Boom, 8'2" Stick

All values are in lb, work tool: none, bucket cylinder and bucket linkage installed, counterweight: 9,460 lb, heavy lift function on.

Stick Diagram	Undercarriage configuration	Load at maximum reach (sticknose/bucket pin)			Load over front			Load over rear			Load over side			Load point height					
		10 ft	15 ft	20 ft	25 ft	10 ft	15 ft	20 ft	25 ft	10 ft	15 ft	20 ft	25 ft	10 ft	15 ft	20 ft	ft		
25 ft	Free on Wheels				*9,400	*9,400	9,300										*6,800	*6,800	*6,800
	Front Empty – Rear Dozer – Stabilized				*9,400	*9,400	*9,400										*6,800	*6,800	*6,800
	Front Dozer – Rear Stabilizer – Stabilized				*9,400	*9,400	*9,400										*6,800	*6,800	*6,800
	Front Stabilizer – Rear Stabilizer – Stabilized				*9,400	*9,400	*9,400										*6,800	*6,800	*6,800
	Free on Wheels – Wide Axles				*9,400	*9,400	*9,400										*6,800	*6,800	*6,800
20 ft	Free on Wheels				*9,500	*9,500	9,400	*8,600	6,400	5,700							*5,800	5,600	5,000
	Front Empty – Rear Dozer – Stabilized				*9,500	*9,500	*9,500	*8,600	*8,600	6,400							*5,800	*5,800	5,600
	Front Dozer – Rear Stabilizer – Stabilized				*9,500	*9,500	*9,500	*8,600	*8,600	*8,600							*5,800	*5,800	*5,800
	Front Stabilizer – Rear Stabilizer – Stabilized				*9,500	*9,500	*9,500	*8,600	*8,600	*8,600							*5,800	*5,800	*5,800
	Free on Wheels – Wide Axles				*9,500	*9,500	*9,500	*8,600	6,400	6,300							*5,800	5,600	5,500
15 ft	Free on Wheels				*11,200	10,000	8,900	9,300	6,300	5,600							*5,400	4,500	4,000
	Front Empty – Rear Dozer – Stabilized				*11,200	*11,200	10,000	9,300	*10,600	6,300							*5,400	*5,400	4,500
	Front Dozer – Rear Stabilizer – Stabilized				*11,200	*11,200	*11,200	*10,600	*10,600	9,900							*5,400	*5,400	*5,400
	Front Stabilizer – Rear Stabilizer – Stabilized				*11,200	*11,200	*11,200	*10,600	*10,600	*10,600							*5,400	*5,400	*5,400
	Free on Wheels – Wide Axles				*11,200	10,000	9,900	9,400	6,300	6,200							*5,400	4,500	4,400
10 ft	Free on Wheels				14,000	9,200	8,100	9,000	6,000	5,300	6,300	4,100	3,600				*5,400	4,000	3,500
	Front Empty – Rear Dozer – Stabilized				14,000	*14,900	9,200	8,900	*11,200	6,000	6,300	*7,600	4,100				*5,400	*5,400	4,000
	Front Dozer – Rear Stabilizer – Stabilized				*15,000	*15,000	14,900	*11,200	*11,200	9,600	*7,600	*7,600	6,700				*5,400	*5,400	*5,400
	Front Stabilizer – Rear Stabilizer – Stabilized				*15,000	*15,000	*15,000	*11,200	*11,200	*11,200	*7,600	*7,600	*7,600				*5,400	*5,400	*5,400
	Free on Wheels – Wide Axles				14,100	9,200	9,000	*9,000	6,000	5,900	6,300	4,100	4,100				*5,400	4,000	3,900
5 ft	Free on Wheels				13,100	8,400	7,300	8,600	5,600	4,900	6,100	4,000	3,500				*5,600	3,800	3,300
	Front Empty – Rear Dozer – Stabilized				13,100	*16,700	8,400	8,500	*12,100	5,600	6,100	9,300	4,000				*5,600	*5,600	3,800
	Front Dozer – Rear Stabilizer – Stabilized				*16,700	*16,700	14,000	*12,100	*12,100	9,200	*9,300	*9,300	6,600				*5,600	*5,600	*5,600
	Front Stabilizer – Rear Stabilizer – Stabilized				*16,700	*16,700	*16,700	*12,100	*12,100	11,100	*9,300	*9,300	8,000				*5,600	*5,600	*5,600
	Free on Wheels – Wide Axles				13,200	8,400	8,300	8,600	5,600	5,500	6,200	4,000	4,000				*5,600	3,800	3,700
0 ft	Free on Wheels				12,600	8,000	6,900	8,300	5,300	4,700	6,000	3,900	3,400				6,000	3,800	3,400
	Front Empty – Rear Dozer – Stabilized				12,600	*16,700	8,000	8,300	*12,100	5,400	6,000	*7,800	3,900				5,900	*6,100	3,900
	Front Dozer – Rear Stabilizer – Stabilized				*16,700	*16,700	13,600	*12,100	*12,100	8,900	*7,700	*7,700	6,500				*6,100	*6,100	*6,100
	Front Stabilizer – Rear Stabilizer – Stabilized				*16,700	*16,700	*16,700	*12,100	*12,100	10,900	*7,700	*7,700	*7,700				*6,100	*6,100	*6,100
	Free on Wheels – Wide Axles				12,800	8,000	7,800	8,400	5,400	5,300	6,100	3,900	3,900				6,000	3,900	3,800
-5 ft	Free on Wheels				*14,400	*14,400	12,500	12,500	7,900	6,800	8,200	5,300	4,600				6,600	4,300	3,700
	Front Empty – Rear Dozer – Stabilized				*14,400	*14,400	*14,400	12,500	*15,000	7,900	8,200	*10,900	5,300				6,600	*7,200	4,300
	Front Dozer – Rear Stabilizer – Stabilized				*14,600	*14,600	*14,600	*14,900	*14,900	13,500	*10,900	*10,900	8,800				*7,200	*7,200	7,100
	Front Stabilizer – Rear Stabilizer – Stabilized				*14,600	*14,600	*14,600	*14,900	*14,900	*14,900	*10,900	*10,900	10,800				*7,200	*7,200	*7,200
	Free on Wheels – Wide Axles				*14,400	*14,400	14,300	12,600	7,900	7,700	8,300	5,300	5,200				6,700	4,300	4,200
-10 ft	Free on Wheels				*11,300	8,000	7,000												
	Front Empty – Rear Dozer – Stabilized				*11,300	*11,300	8,000												
	Front Dozer – Rear Stabilizer – Stabilized				*11,200	*11,200	*11,200												
	Front Stabilizer – Rear Stabilizer – Stabilized				*11,200	*11,200	*11,200												
	Free on Wheels – Wide Axles				*11,300	8,000	7,900												
-15 ft	Free on Wheels				*12,500	10,500	8,000												
	Front Empty – Rear Dozer – Stabilized				*12,500	*12,500	9,100												
	Front Dozer – Rear Stabilizer – Stabilized				*12,500	*12,500	*12,500												
	Front Stabilizer – Rear Stabilizer – Stabilized				*12,500	*12,500	*12,500												
	Free on Wheels – Wide Axles				*12,500	10,600	8,900												

*Limited by hydraulic rather than tipping load.

Oscillating axle needs to be locked. Weight of all lifting accessories must be subtracted from the lifting capacities. All lift capacities calculated and rated per ISO 10567:2007. Rated loads do not exceed 87% of hydraulic lift capacity or 75% of tipping load. Heavy Lift Function ON. Lifting capacities are based on the machine standing on a firm uniform supporting surface. The load point is the center line of the bucket pivot mounting pin on the stick. Lift capacity is calculated with VA cylinder completely extracted. The use of a work tool attachment point to handle/lift objects, could affect the machine lift performance.

Always refer to the appropriate Operation and Maintenance Manual for specific product information.

M317 Wheeled Excavator Specifications

Bucket Specifications and Compatibility

Contact your Cat dealer for special bucket requirements.

	Linkage	Width		Capacity		Weight		Fill	Free on wheels	Rear dozer lowered	Free on wheels – wide axle	Front stabilizer and rear dozer lowered	Front dozer and rear stabilizer lowered	Fully stabilized	Free on wheels	Rear dozer lowered	Free on wheels – wide axle	Front stabilizer and rear dozer lowered	Front dozer and rear stabilizer lowered	Fully stabilized	
		mm	in	m ³	yd ³	kg	lb														%
Pin-On (No Quick Coupler)									Variable Angle Boom												
									R2.2 (7'3")						R2.5 (8'2")						
General Duty	316	600	24	0.35	0.46	440	969	100	●	●	●	●	●	●	●	●	●	●	●	●	●
	316	900	36	0.62	0.81	546	1,203	100	⊖	●	⊙	●	●	●	⊖	⊙	⊙	●	●	●	
	316	1200	48	0.91	1.19	658	1,450	100	◇	○	○	●	●	●	◇	◇	◇	●	●	●	
Ditch Cleaning	316	2000	78	0.94	1.23	723	1,594	100	◇	◇	◇	●	●	●	X	◇	◇	●	●	●	
Ditch Cleaning Tilt	316	2000	79	0.86	1.12	1028	2,266	100	X	◇	X	●	●	●	X	X	X	●	●	●	
Maximum load with pin-on (payload + bucket)									kg	1531	1790	1759	3031	3116	3824	1447	1694	1665	2882	2963	3636
									lb	3,376	3,945	3,878	6,683	6,870	8,430	3,191	3,735	3,671	6,354	6,531	8,016

	Linkage	Width		Capacity		Weight		Fill	Free on wheels	Rear dozer lowered	Free on wheels – wide axle	Front stabilizer and rear dozer lowered	Front dozer and rear stabilizer lowered	Fully stabilized	Free on wheels	Rear dozer lowered	Free on wheels – wide axle	Front stabilizer and rear dozer lowered	Front dozer and rear stabilizer lowered	Fully stabilized	
		mm	in	m ³	yd ³	kg	lb														%
With Pin Grabber Coupler									Variable Angle Boom												
									R2.2 (7'3")						R2.5 (8'2")						
General Duty	316	600	24	0.35	0.46	440	969	100	●	●	●	●	●	●	⊙	●	●	●	●	●	
	316	900	36	0.62	0.81	546	1,203	100	◇	⊖	○	●	●	●	◇	○	○	●	●	●	
	316	1200	48	0.91	1.19	658	1,450	100	X	◇	X	●	●	●	X	X	X	●	●	●	
Ditch Cleaning	316	2000	78	0.94	1.23	723	1,594	100	X	X	X	●	●	●	X	X	X	⊙	●	●	
Ditch Cleaning Tilt	316	2000	79	0.86	1.12	1028	2,266	100	X	X	X	●	●	●	X	X	X	⊙	⊙	●	
Maximum load with coupler (payload + bucket)									kg	1200	1459	1428	2701	2785	3493	1116	1363	1334	2551	2632	3305
									lb	2,647	3,216	3,148	5,954	6,141	7,701	2,461	3,006	2,941	5,625	5,802	7,287

Maximum Material Density:

- 2100 kg/m³ (3,500 lb/yd³)
- ⊙ 1800 kg/m³ (3,000 lb/yd³)
- ⊖ 1500 kg/m³ (2,500 lb/yd³)
- 1200 kg/m³ (2,000 lb/yd³)
- ◇ 900 kg/m³ (1,500 lb/yd³)
- X Not Recommended

The above loads are in compliance with hydraulic excavator standard EN474-5:2006+A3:2013, they do not exceed 87% of hydraulic lifting capacity or 75% of tipping capacity with front linkage fully extended at ground line with bucket curled. Capacity based on ISO 7451.

Caterpillar recommends using appropriate work tools to maximize the value customers receive from our products. Use of work tools, including buckets, which are outside of Caterpillar's recommendations or specifications for weight, dimensions, flows, pressures, etc. may result in less-than-optimal performance, including but not limited to reductions in production, stability, reliability, and component durability. Improper use of a work tool resulting in sweeping, prying, twisting and/or catching of heavy loads will reduce the life of the boom and stick.

(continued on next page)

M317 Wheeled Excavator Specifications

Bucket Specifications and Compatibility (continued)

Contact your Cat dealer for special bucket requirements.

	Linkage	Width		Capacity		Weight		Fill	Free on wheels	Rear dozer lowered	Free on wheels – wide axle	Front stabilizer and rear dozer lowered	Front dozer and rear stabilizer lowered	Fully stabilized	Free on wheels	Rear dozer lowered	Free on wheels – wide axle	Front stabilizer and rear dozer lowered	Front dozer and rear stabilizer lowered	Fully stabilized	
		mm	in	m ³	yd ³	kg	lb														%
									Variable Angle Boom												
									R2.2 (7'3")						R2.5 (8'2")						
With CW-30 Coupler									●	●	●	●	●	●	●	●	●	●	●	●	●
General Duty	316	600	24	0.35	0.46	439	967	100	●	●	●	●	●	●	●	●	●	●	●	●	●
	316	750	30	0.49	0.64	475	1,047	100	⊙	●	●	●	●	●	⊖	●	●	●	●	●	●
	316	900	36	0.62	0.81	534	1,177	100	○	⊖	⊖	●	●	●	◇	⊖	⊖	●	●	●	●
	316	1100	43	0.80	1.04	593	1,307	100	◇	○	○	●	●	●	X	◇	◇	●	●	●	●
	316	1200	48	0.90	1.18	646	1,423	100	X	◇	◇	●	●	●	X	◇	◇	●	●	●	●
General Duty – Leveling Edge	316	996	39.2	0.70	0.93	586	1,291	100	◇	○	○	●	●	●	◇	○	○	●	●	●	●
	316	1200	47	0.91	1.19	672	1,481	100	X	◇	◇	●	●	●	X	◇	◇	●	●	●	●
	316	690	27	0.47	0.61	476	1,049	100	⊙	●	●	●	●	●	⊖	●	●	●	●	●	●
	316	790	31	0.56	0.73	509	1,122	100	⊖	⊙	⊙	●	●	●	⊖	⊙	⊖	●	●	●	●
Ditch Cleaning Tilt	316	1800	72	0.78	1.02	1048	2,310	100	X	X	X	●	●	●	X	X	X	●	●	●	●
	316	2000	79	0.86	1.13	1111	2,449	100	X	X	X	⊙	●	●	X	X	X	⊙	⊙	●	●
Maximum load with coupler (payload + bucket)									kg	1319	1578	1547	2819	2904	3612	1235	1482	1453	2670	2751	3424
									lb	2,909	3,478	3,410	6,216	6,403	7,963	2,723	3,268	3,203	5,887	6,064	7,549

									Variable Angle Boom												
									R2.2 (7'3")						R2.5 (8'2")						
With CW-30S Coupler									●	●	●	●	●	●	●	●	●	●	●	●	●
General Duty	316	600	24	0.35	0.46	423	932	100	●	●	●	●	●	●	●	●	●	●	●	●	●
	316	750	30	0.49	0.64	471	1,038	100	⊙	●	●	●	●	●	⊖	●	●	●	●	●	●
	316	900	36	0.62	0.81	534	1,177	100	○	⊖	⊖	●	●	●	⊖	⊖	⊖	●	●	●	●
	316	1100	43	0.80	1.04	593	1,307	100	◇	○	○	●	●	●	X	◇	◇	●	●	●	●
	316	1200	48	0.91	1.18	646	1,423	100	X	◇	◇	●	●	●	X	◇	◇	●	●	●	●
Heavy Duty	316	1200	48	0.91	1.18	663	1,461	100	X	◇	◇	●	●	●	X	◇	◇	●	●	●	●
Ditch Cleaning Tilt	316	2000	79	0.86	1.13	1092	2,407	100	X	X	X	●	●	●	X	X	X	⊙	⊙	●	●
Maximum load with coupler (payload + bucket)									kg	1327	1586	1555	2827	2912	3620	1243	1490	1461	2678	2759	3432
									lb	2,926	3,496	3,428	6,233	6,420	7,980	2,741	3,286	3,221	5,905	6,082	7,567

Maximum Material Density:

- 2100 kg/m³ (3,500 lb/yd³)
- ⊙ 1800 kg/m³ (3,000 lb/yd³)
- ⊖ 1500 kg/m³ (2,500 lb/yd³)
- 1200 kg/m³ (2,000 lb/yd³)
- ◇ 900 kg/m³ (1,500 lb/yd³)
- X Not Recommended

The above loads are in compliance with hydraulic excavator standard EN474-5:2006+A3:2013, they do not exceed 87% of hydraulic lifting capacity or 75% of tipping capacity with front linkage fully extended at ground line with bucket curled. Capacity based on ISO 7451.

Caterpillar recommends using appropriate work tools to maximize the value customers receive from our products. Use of work tools, including buckets, which are outside of Caterpillar's recommendations or specifications for weight, dimensions, flows, pressures, etc. may result in less-than-optimal performance, including but not limited to reductions in production, stability, reliability, and component durability. Improper use of a work tool resulting in sweeping, prying, twisting and/or catching of heavy loads will reduce the life of the boom and stick.

(continued on next page)

M317 Wheeled Excavator Specifications

Bucket Specifications and Compatibility (continued)

Contact your Cat dealer for special bucket requirements.

	Linkage	Width		Capacity		Weight		Fill	Free on wheels	Rear dozer lowered	Free on wheels – wide axle	Front stabilizer and rear dozer lowered	Front dozer and rear stabilizer lowered	Fully stabilized	Free on wheels	Rear dozer lowered	Free on wheels – wide axle	Front stabilizer and rear dozer lowered	Front dozer and rear stabilizer lowered	Fully stabilized								
		mm	in	m ³	yd ³	kg	lb														%							
No Machine Coupler, TRS14 CW30									Variable Angle Boom																			
									R2.2 (7'3")						R2.5 (8'2")													
Grading – General Duty									316	1700	67	0.65	0.85	634	1,397	100	X	X	X	●	●	●	X	X	X	●	●	●
Trenching – General Duty									316	660	26	0.45	0.59	395	871	100	◇	⊖	⊖	●	●	●	X	○	○	●	●	●
Maximum load with pin-on (payload + bucket)									kg	809	1068	1037	2309	2394	3102	725	972	943	2160	2241	2914							
									lb	1,784	2,354	2,286	5,091	5,278	6,838	1,599	2,144	2,079	4,763	4,940	6,425							
No Machine Coupler, TRS14 CW30S									Variable Angle Boom																			
									R2.2 (7'3")						R2.5 (8'2")													
Grading – General Duty									316	1600	63	0.75	0.98	595	1,311	100	X	X	X	●	●	●	X	X	X	●	●	●
Maximum load with pin-on (payload + bucket)									kg	855	1114	1083	2355	2440	3148	771	1018	989	2206	2287	2960							
									lb	1,886	2,455	2,387	5,193	5,380	6,940	1,700	2,245	2,180	4,864	5,041	6,526							
No Machine Coupler, TRS14 S60									Variable Angle Boom																			
									R2.2 (7'3")						R2.5 (8'2")													
Grading – General Duty									316	1500	59	0.52	0.68	511	1,127	100	◇	○	○	●	●	●	X	○	◇	●	●	●
									316	1500	59	0.65	0.85	535	1,179	100	X	◇	◇	●	●	●	X	◇	X	●	●	●
									316	1600	63	0.75	0.98	576	1,270	100	X	X	X	●	●	●	X	X	X	●	●	●
Trenching – General Duty									316	540	21	0.33	0.43	320	706	100	⊙	●	●	●	●	●	⊖	●	●	●	●	
									kg	956	1215	1184	2456	2541	3249	872	1119	1090	2307	2388	3061							
Maximum load with pin-on (payload + bucket)									lb	2,108	2,678	2,610	5,415	5,602	7,162	1,923	2,468	2,403	5,087	5,264	6,749							
CW30, TRS14 CW30									Variable Angle Boom																			
									R2.2 (7'3")						R2.5 (8'2")													
Grading – General Duty									316	1700	67	0.65	0.85	634	1,397	100	X	X	X	●	●	●	X	X	X	●	●	●
Trenching – General Duty									316	660	26	0.45	0.59	395	871	100	X	◇	◇	●	●	●	X	X	X	●	●	●
Maximum load with pin-on (payload + bucket)									kg	583	842	811	2083	2168	2876	499	746	717	1934	2015	2688							
									lb	1,286	1,855	1,788	4,593	4,780	6,340	1,101	1,645	1,581	4,264	4,441	5,926							

Maximum Material Density:

- 2100 kg/m³ (3,500 lb/yd³)
- ⊙ 1800 kg/m³ (3,000 lb/yd³)
- ⊖ 1500 kg/m³ (2,500 lb/yd³)
- 1200 kg/m³ (2,000 lb/yd³)
- ◇ 900 kg/m³ (1,500 lb/yd³)
- X Not Recommended

The above loads are in compliance with hydraulic excavator standard EN474-5:2006+A3:2013, they do not exceed 87% of hydraulic lifting capacity or 75% of tipping capacity with front linkage fully extended at ground line with bucket curled. Capacity based on ISO 7451.

Caterpillar recommends using appropriate work tools to maximize the value customers receive from our products. Use of work tools, including buckets, which are outside of Caterpillar's recommendations or specifications for weight, dimensions, flows, pressures, etc. may result in less-than-optimal performance, including but not limited to reductions in production, stability, reliability, and component durability. Improper use of a work tool resulting in sweeping, prying, twisting and/or catching of heavy loads will reduce the life of the boom and stick.

(continued on next page)

M317 Wheeled Excavator Specifications

Bucket Specifications and Compatibility (continued)

Contact your Cat dealer for special bucket requirements.

	Linkage	Width		Capacity		Weight		Fill	Free on wheels	Rear dozer lowered	Free on wheels – wide axle	Front stabilizer and rear dozer lowered	Front dozer and rear stabilizer lowered	Fully stabilized	Free on wheels	Rear dozer lowered	Free on wheels – wide axle	Front stabilizer and rear dozer lowered	Front dozer and rear stabilizer lowered	Fully stabilized								
		mm	in	m ³	yd ³	kg	lb														%							
CW30S, TRS14 CW30S									Variable Angle Boom																			
									R2.2 (7'3")						R2.5 (8'2")													
Grading – General Duty									316	1600	63	0.75	0.98	595	1,311	100	X	X	X	●	●	●	X	X	X	⊙	⊙	●
Maximum load with pin-on (payload + bucket)																kg	658	917	886	2158	2243	2951	574	821	792	2009	2090	2763
																lb	1,451	2,021	1,953	4,759	4,945	6,506	1,266	1,811	1,746	4,430	4,607	6,092
S60, TRS14 S60									Variable Angle Boom																			
									R2.2 (7'3")						R2.5 (8'2")													
Grading – General Duty									316	1600	63	0.75	0.98	576	1,270	100	X	X	X	●	●	●	X	X	X	●	●	●
									316	1700	67	0.80	1.05	610	1,346	100	X	X	X	●	●	●	X	X	X	⊙	●	●
									316	1800	71	0.90	1.18	643	1,418	100	X	X	X	⊙	⊙	●	X	X	X	⊖	⊙	●
Trenching – General Duty									316	540	21	0.33	0.43	540	1,190	100	X	⊖	⊖	●	●	●	X	○	○	●	●	●
Maximum load with pin-on (payload + bucket)																kg	815	1074	1043	2315	2400	3108	731	978	949	2166	2247	2920
																lb	1,797	2,367	2,299	5,105	5,292	6,852	1,612	2,157	2,092	4,776	4,953	6,438

Maximum Material Density:

- 2100 kg/m³ (3,500 lb/yd³)
- ⊙ 1800 kg/m³ (3,000 lb/yd³)
- ⊖ 1500 kg/m³ (2,500 lb/yd³)
- 1200 kg/m³ (2,000 lb/yd³)
- X Not Recommended

The above loads are in compliance with hydraulic excavator standard EN474-5:2006+A3:2013, they do not exceed 87% of hydraulic lifting capacity or 75% of tipping capacity with front linkage fully extended at ground line with bucket curled. Capacity based on ISO 7451.

Caterpillar recommends using appropriate work tools to maximize the value customers receive from our products. Use of work tools, including buckets, which are outside of Caterpillar's recommendations or specifications for weight, dimensions, flows, pressures, etc. may result in less-than-optimal performance, including but not limited to reductions in production, stability, reliability, and component durability. Improper use of a work tool resulting in sweeping, prying, twisting and/or catching of heavy loads will reduce the life of the boom and stick.

M317 Wheeled Excavator Specifications

Attachments Offering Guide

Not all Attachments are available in all regions. Consult your Cat dealer for configurations available in your region.

Match

* Working range front only

No Match

PIN-ON ATTACHMENTS

Undercarriage		Front and Rear Outriggers		Front (parallel) Blade; Rear Outriggers	
Counterweight		4.3 mt (9,460 lb)		4.3 mt (9,460 lb)	
Boom Type		Variable Angle Boom		Variable Angle Boom	
Stick Length		2.20 m (7'3")	2.50 m (8'2")	2.20 m (7'3")	2.50 m (8'2")
Hydraulic Hammers	H110 S	✓	✓	✓	✓
	H115 GC S	✓	✓	✓	✓
	H115 S	✓	✓	✓	✓
	H120 S		✓		✓
Demolition and Sorting Grapples	G313 GC	✓	✓	✓	✓
	G314	✓	✓	✓	✓
Mobile Scrap and Demolition Shears	S3015 Flat Top		✓		✓
Compactors (Vibratory Plate)	CVP75	✓	✓	✓	✓

PIN-ON ATTACHMENTS (continued)

Undercarriage		Front Outriggers; Rear (parallel) Blade		Rear Blade	
Counterweight		4.3 mt (9,460 lb)		4.3 mt (9,460 lb)	
Boom Type		Variable Angle Boom		Variable Angle Boom	
Stick Length		2.20 m (7'3")	2.50 m (8'2")	2.20 m (7'3")	2.50 m (8'2")
Hydraulic Hammers	H110 S	✓	✓	✓	✓
	H115 GC S	✓	✓	✓	✓
	H115 S	✓	✓	✓	✓
	H120 S		✓		✓*
Demolition and Sorting Grapples	G313 GC	✓	✓	✓	✓
	G314	✓	✓	✓	✓*
Mobile Scrap and Demolition Shears	S3015 Flat Top		✓		✓*
Compactors (Vibratory Plate)	CVP75	✓	✓	✓	✓

(continued on next page)

M317 Wheeled Excavator Specifications

Attachments Offering Guide *(continued)*

Not all Attachments are available in all regions. Consult your Cat dealer for configurations available in your region.

Match * Working range front only No Match

CAT PIN GRABBER COUPLER ATTACHMENTS

Undercarriage		Front and Rear Outriggers		Front (parallel) Blade; Rear Outriggers	
Counterweight		4.3 mt (9,460 lb)		4.3 mt (9,460 lb)	
Boom Type		Variable Angle Boom		Variable Angle Boom	
Stick Length		2.20 m (7'3")	2.50 m (8'2")	2.20 m (7'3")	2.50 m (8'2")
Hydraulic Hammers	H110 S	✓	✓	✓	✓
	H115 GC S		✓		✓
	H115 S	✓	✓	✓	✓
Compactors (Vibratory Plate)	CVP75	✓	✓	✓	✓

CAT PIN GRABBER COUPLER ATTACHMENTS *(continued)*

Undercarriage		Front Outriggers; Rear (parallel) Blade		Rear Blade	
Counterweight		4.3 mt (9,460 lb)		4.3 mt (9,460 lb)	
Boom Type		Variable Angle Boom		Variable Angle Boom	
Stick Length		2.20 m (7'3")	2.50 m (8'2")	2.20 m (7'3")	2.50 m (8'2")
Hydraulic Hammers	H110 S	✓	✓	✓	✓
	H115 GC S		✓		✓*
	H115 S	✓	✓	✓	✓
Compactors (Vibratory Plate)	CVP75	✓	✓	✓	✓

CW-30S DEDICATED COUPLER ATTACHMENTS

Undercarriage		Front and Rear Outriggers		Front (parallel) Blade; Rear Outriggers	
Counterweight		4.3 mt (9,460 lb)		4.3 mt (9,460 lb)	
Boom Type		Variable Angle Boom		Variable Angle Boom	
Stick Length		2.20 m (7'3")	2.50 m (8'2")	2.20 m (7'3")	2.50 m (8'2")
Hydraulic Hammers	H110 S	✓	✓	✓	✓
	H115 S	✓	✓	✓	✓
Demolition and Sorting Grapples	G313 GC		✓		✓
	G314		✓		✓
Compactors (Vibratory Plate)	CVP75	✓	✓	✓	✓

CW-30S DEDICATED COUPLER ATTACHMENTS *(continued)*

Undercarriage		Front Outriggers; Rear (parallel) Blade		Rear Blade	
Counterweight		4.3 mt (9,460 lb)		4.3 mt (9,460 lb)	
Boom Type		Variable Angle Boom		Variable Angle Boom	
Stick Length		2.20 m (7'3")	2.50 m (8'2")	2.20 m (7'3")	2.50 m (8'2")
Hydraulic Hammers	H110 S	✓	✓	✓	✓
	H115 S	✓	✓	✓	✓
Demolition and Sorting Grapples	G313 GC		✓		✓*
	G314		✓		
Compactors (Vibratory Plate)	CVP75	✓	✓	✓	✓

(continued on next page)

M317 Wheeled Excavator Specifications

Attachments Offering Guide *(continued)*

Not all Attachments are available in all regions. Consult your Cat dealer for configurations available in your region.

Match * Working range front only No Match

CW-30 DEDICATED COUPLER ATTACHMENTS

Undercarriage		Front and Rear Outriggers		Front (parallel) Blade; Rear Outriggers	
Counterweight		4.3 mt (9,460 lb)		4.3 mt (9,460 lb)	
Boom Type		Variable Angle Boom		Variable Angle Boom	
Stick Length		2.20 m (7'3")	2.50 m (8'2")	2.20 m (7'3")	2.50 m (8'2")
Hydraulic Hammers	H110 S	✓	✓	✓	✓
	H115 GC S	✓	✓	✓	✓
	H115 S	✓	✓	✓	✓
Demolition and Sorting Grapples	G313 GC	✓	✓	✓	✓
	G313 GC Fixed CAN	✓	✓	✓	✓
	G314	✓	✓	✓	✓
Mobile Scrap and Demolition Shears	S3015 Flat Top		✓		✓
Compactors (Vibratory Plate)	CVP75	✓	✓	✓	✓

CW-30 DEDICATED COUPLER ATTACHMENTS *(continued)*

Undercarriage		Front Outriggers; Rear (parallel) Blade		Rear Blade	
Counterweight		4.3 mt (9,460 lb)		4.3 mt (9,460 lb)	
Boom Type		Variable Angle Boom		Variable Angle Boom	
Stick Length		2.20 m (7'3")	2.50 m (8'2")	2.20 m (7'3")	2.50 m (8'2")
Hydraulic Hammers	H110 S	✓	✓	✓	✓
	H115 GC S	✓	✓	✓	✓*
	H115 S	✓	✓	✓	✓
Demolition and Sorting Grapples	G313 GC	✓	✓	✓*	
	G313 GC Fixed CAN	✓	✓	✓	✓*
	G314	✓	✓	✓*	
Mobile Scrap and Demolition Shears	S3015 Flat Top		✓		
Compactors (Vibratory Plate)	CVP75	✓	✓	✓	✓

(continued on next page)

M317 Wheeled Excavator Specifications

Attachments Offering Guide *(continued)*

Not all Attachments are available in all regions. Consult your Cat dealer for configurations available in your region.

Match * Working range front only No Match

S60 DEDICATED COUPLER ATTACHMENTS

Undercarriage		Front and Rear Outriggers		Front (parallel) Blade; Rear Outriggers	
Counterweight		4.3 mt (9,460 lb)		4.3 mt (9,460 lb)	
Boom Type		Variable Angle Boom		Variable Angle Boom	
Stick Length		2.20 m (7'3")	2.50 m (8'2")	2.20 m (7'3")	2.50 m (8'2")
Hydraulic Hammers	H110 S	✓	✓	✓	✓
	H115 GC S	✓	✓	✓	✓
	H115 S	✓	✓	✓	✓
Demolition and Sorting Grapples	G313 GC		✓		✓
Compactors (Vibratory Plate)	CVP75	✓	✓	✓	✓

S60 DEDICATED COUPLER ATTACHMENTS *(continued)*

Undercarriage		Front Outriggers; Rear (parallel) Blade		Rear Blade	
Counterweight		4.3 mt (9,460 lb)		4.3 mt (9,460 lb)	
Boom Type		Variable Angle Boom		Variable Angle Boom	
Stick Length		2.20 m (7'3")	2.50 m (8'2")	2.20 m (7'3")	2.50 m (8'2")
Hydraulic Hammers	H110 S	✓	✓	✓	✓
	H115 GC S	✓	✓	✓	✓
	H115 S	✓	✓	✓	✓
Demolition and Sorting Grapples	G313 GC		✓		✓*
Compactors (Vibratory Plate)	CVP75	✓	✓	✓	✓

(continued on next page)

M317 Wheeled Excavator Specifications

Attachments Offering Guide *(continued)*

Not all Attachments are available in all regions. Consult your Cat dealer for configurations available in your region.

Match

HCS60 DEDICATED COUPLER ATTACHMENTS

Undercarriage		Front and Rear Outriggers		Front (parallel) Blade; Rear Outriggers	
Counterweight		4.3 mt (9,460 lb)		4.3 mt (9,460 lb)	
Boom Type		Variable Angle Boom		Variable Angle Boom	
Stick Length		2.20 m (7'3")	2.50 m (8'2")	2.20 m (7'3")	2.50 m (8'2")
Hydraulic Hammers	H110 S	✓	✓	✓	✓
	H115 S	✓	✓	✓	✓
Compactors (Vibratory Plate)	CVP75	✓	✓	✓	✓

HCS60 DEDICATED COUPLER ATTACHMENTS *(continued)*

Undercarriage		Front Outriggers; Rear (parallel) Blade		Rear Blade	
Counterweight		4.3 mt (9,460 lb)		4.3 mt (9,460 lb)	
Boom Type		Variable Angle Boom		Variable Angle Boom	
Stick Length		2.20 m (7'3")	2.50 m (8'2")	2.20 m (7'3")	2.50 m (8'2")
Hydraulic Hammers	H110 S	✓	✓	✓	✓
	H115 S	✓	✓	✓	✓
Compactors (Vibratory Plate)	CVP75	✓	✓	✓	✓

HCS65 DEDICATED COUPLER ATTACHMENTS

Undercarriage		Front and Rear Outriggers		Front (parallel) Blade; Rear Outriggers	
Counterweight		4.3 mt (9,460 lb)		4.3 mt (9,460 lb)	
Boom Type		Variable Angle Boom		Variable Angle Boom	
Stick Length		2.20 m (7'3")	2.50 m (8'2")	2.20 m (7'3")	2.50 m (8'2")
Hydraulic Hammers	H110 S	✓	✓	✓	✓
	H115 S	✓	✓	✓	✓
Compactors (Vibratory Plate)	CVP75	✓	✓	✓	✓

HCS65 DEDICATED COUPLER ATTACHMENTS *(continued)*

Undercarriage		Front Outriggers; Rear (parallel) Blade		Rear Blade	
Counterweight		4.3 mt (9,460 lb)		4.3 mt (9,460 lb)	
Boom Type		Variable Angle Boom		Variable Angle Boom	
Stick Length		2.20 m (7'3")	2.50 m (8'2")	2.20 m (7'3")	2.50 m (8'2")
Hydraulic Hammers	H110 S	✓	✓	✓	✓
	H115 S	✓	✓	✓	✓
Compactors (Vibratory Plate)	CVP75	✓	✓	✓	✓

(continued on next page)

M317 Wheeled Excavator Specifications

Attachments Offering Guide *(continued)*

Not all Attachments are available in all regions. Consult your Cat dealer for configurations available in your region.

Match * Working range front only No Match

TRS14 (PIN-ON TOP/S60 BOTTOM) ATTACHMENTS

Undercarriage		Front Blade; Rear Outriggers	Front Outriggers; Rear blade
Counterweight		4.3 mt (9,460 lb)	4.3 mt (9,460 lb)
Boom Type		Variable Angle Boom	Variable Angle Boom
Stick Length		2.20 m (7'3") 2.50 m (8'2")	2.20 m (7'3") 2.50 m (8'2")
Hydraulic Hammers	H110 GC S	✓	✓
	H110 S	✓	✓
Demolition and Sorting Grapples	G212 GC	✓	✓
Compactors (Vibratory Plate)	CVP75	✓	✓

TRS14 (PIN-ON TOP/S60 BOTTOM) ATTACHMENTS *(continued)*

Undercarriage		Front and Rear Outriggers	Rear Blade
Counterweight		4.3 mt (9,460 lb)	4.3 mt (9,460 lb)
Boom Type		Variable Angle Boom	Variable Angle Boom
Stick Length		2.20 m (7'3") 2.50 m (8'2")	2.20 m (7'3") 2.50 m (8'2")
Hydraulic Hammers	H110 GC S	✓	
	H110 S	✓	✓*
Demolition and Sorting Grapples	G212 GC	✓	
Compactors (Vibratory Plate)	CVP75	✓	✓

TRS14 (S60 TOP/S60 BOTTOM) ATTACHMENTS

Undercarriage		Front and Rear Outriggers	Front (parallel) Blade; Rear Outriggers
Counterweight		4.3 mt (9,460 lb)	4.3 mt (9,460 lb)
Boom Type		Variable Angle Boom	Variable Angle Boom
Stick Length		2.50 m (8'2")	2.50 m (8'2")
Compactors (Vibratory Plate)	CVP75	✓	✓

TRS14 (S60 TOP/S60 BOTTOM) ATTACHMENTS *(continued)*

Undercarriage		Front Outriggers; Rear (parallel) Blade	Rear Blade
Counterweight		4.3 mt (9,460 lb)	4.3 mt (9,460 lb)
Boom Type		Variable Angle Boom	Variable Angle Boom
Stick Length		2.50 m (8'2")	2.50 m (8'2")
Compactors (Vibratory Plate)	CVP75	✓	✓*

(continued on next page)

M317 Wheeled Excavator Specifications

Attachments Offering Guide (continued)

Not all Attachments are available in all regions. Consult your Cat dealer for configurations available in your region.

Match * Working range front only No Match

TRS14 (PIN-ON TOP/HCS60 BOTTOM) ATTACHMENTS

Undercarriage		Front and Rear Outriggers		Front (parallel) Blade; Rear Outriggers
Counterweight		4.3 mt (9,460 lb)		4.3 mt (9,460 lb)
Boom Type		Variable Angle Boom		Variable Angle Boom
Stick Length		2.20 m (7'3")	2.50 m (8'2")	2.20 m (7'3") 2.50 m (8'2")
Hydraulic Hammers	H110 S		✓	✓
Compactors (Vibratory Plate)	CVP75	✓	✓	✓ ✓

TRS14 (PIN-ON TOP/HCS60 BOTTOM) ATTACHMENTS (continued)

Undercarriage		Front Outriggers; Rear (parallel) Blade		Rear Blade
Counterweight		4.3 mt (9,460 lb)		4.3 mt (9,460 lb)
Boom Type		Variable Angle Boom		Variable Angle Boom
Stick Length		2.20 m (7'3")	2.50 m (8'2")	2.20 m (7'3") 2.50 m (8'2")
Hydraulic Hammers	H110 S		✓	
Compactors (Vibratory Plate)	CVP75	✓	✓	✓ ✓*

TRS14 (HCS60 TOP/HCS60 BOTTOM) ATTACHMENTS

Undercarriage		Front and Rear Outriggers	Front (parallel) Blade; Rear Outriggers	Front Outriggers; Rear (parallel) Blade
Counterweight		4.3 mt (9,460 lb)	4.3 mt (9,460 lb)	4.3 mt (9,460 lb)
Boom Type		Variable Angle Boom	Variable Angle Boom	Variable Angle Boom
Stick Length		2.50 m (8'2")	2.50 m (8'2")	2.50 m (8'2")
Compactors (Vibratory Plate)	CVP75	✓	✓	✓

TRS14 (PIN-ON TOP/HCS65 BOTTOM) ATTACHMENTS

Undercarriage		Front and Rear Outriggers		Front (parallel) Blade; Rear Outriggers
Counterweight		4.3 mt (9,460 lb)		4.3 mt (9,460 lb)
Boom Type		Variable Angle Boom		Variable Angle Boom
Stick Length		2.20 m (7'3")	2.50 m (8'2")	2.20 m (7'3") 2.50 m (8'2")
Compactors (Vibratory Plate)	CVP75	✓	✓	✓ ✓

TRS14 (PIN-ON TOP/HCS65 BOTTOM) ATTACHMENTS (continued)

Undercarriage		Front Outriggers; Rear (parallel) Blade		Rear Blade
Counterweight		4.3 mt (9,460 lb)		4.3 mt (9,460 lb)
Boom Type		Variable Angle Boom		Variable Angle Boom
Stick Length		2.20 m (7'3")	2.50 m (8'2")	2.20 m (7'3")
Compactors (Vibratory Plate)	CVP75	✓	✓	✓*

Standard and Optional Equipment

Standard and optional equipment may vary. Consult your Cat dealer for details.

	Standard	Optional		Standard	Optional
BOOM, STICKS AND LINKAGES			HYDRAULIC SYSTEM		
5.2 m (17'1") Variable Adjustable boom	✓		Boom, stick and bucket drift reduction valves	✓	
2.5 m (8'2") stick		✓	Boom/stick lowering check valves	✓	
2.2 m (7'3") stick		✓	Overload warning	✓	
Bucket linkage, 316-family with lifting eye		✓	Electronic main control valve	✓	
Bucket linkage, 316-family without lifting eye		✓	Automatic hydraulic oil warm up	✓	
ELECTRICAL SYSTEM			Element type main hydraulic filter	✓	
LED lights on boom and cab	✓		One-slider joysticks		✓
Lights for cameras on chassis (Right-hand-side, left-hand-side) and counterweight	✓		Two-slider joysticks		✓
Roading and indicator lights, front and rear	✓		Advanced Tool Control (one/two way high-pressure flow with drift reduction)	✓	
Maintenance free batteries	✓		Second high pressure auxiliary circuit (one/two way high-pressure flow)		✓
Centralized electrical disconnect switch	✓		Medium pressure auxiliary circuit (one/two way medium-pressure flow)		✓
Electrical refueling pump		✓	Heavy lift mode	✓	
ENGINE			Quick coupler circuit for CW-dedicated coupler	✓	
Cat C4.4 diesel engine	✓		SmartBoom™		✓
Power mode selector	✓		Ride control		✓
One-touch low idle with automatic engine speed control	✓		Cat tiltrotator support		✓
Automatic engine speed control and idle shutdown	✓		Joystick steering		✓
Work up to 3000 m (9,840 ft) altitude capability above sea level without engine power de-rating	✓		Separate dedicated swing pump	✓	
52° C (125° F) high-ambient cooling capacity	✓		Automatic swing brake	✓	
Cold starting capability for -18° C (0° F)	✓		Cat BIO HYDO™ Advanced biodegradable hydraulic oil		✓
Sealed double element air filter with integrated precleaner	✓		Adjustable hydraulic aggressiveness	✓	
Electric fuel priming pump	✓		Electronic pattern changer	✓	
On-demand electric cooling fans	✓		Auxiliary high pressure circuit	✓	

(continued on next page)

M317 Standard and Optional Equipment

Standard and Optional Equipment (continued)

Standard and optional equipment may vary. Consult your Cat dealer for details.

	Standard	Optional		Standard	Optional
SAFETY AND SECURITY			UNDERCARRIAGE AND STRUCTURES		
Rear and right-side-view cameras	✓		All wheel drive	✓	
360° visibility		✓	Automatic brake/axle lock	✓	
Wide angle mirrors	✓		Creep speed	✓	
Right-hand-side electrical mirrors		✓	Electronic swing and travel lock	✓	
Travel alarm		✓	Heavy-duty axles, advanced disc brake system and travel motor, adjustable braking force	✓	
Signal/warning horn	✓		Oscillating front axle, lockable, with remote greasing point	✓	
Rotating beacon on cab and chassis		✓	10.00-20 16 PR, dual tires		✓
Cat Asset tracker		✓	11.00-20 16 PR, dual tires		✓
Neutral lever (lock out) for all controls	✓		315/70R22.5, no gap dual tires		✓
Ground-level accessible secondary engine shutoff switch in cab	✓		445/70R 19.5, single tires		✓
Bluetooth® receiver	✓		Steps with tool box in undercarriage (left and right)	✓	
Anti-skid plate and countersunk bolts on service platform	✓		Two-piece drive shaft	✓	
SERVICE AND MAINTENANCE			Two speed hydrostatic transmission	✓	
Sampling ports for Scheduled Oil Sampling (S·O·S SM)	✓		Rear (radial) blade undercarriage		✓
Automatic lubrication system for implement and swing system		✓	Rear (radial) blade undercarriage – wide axle gauge		✓
TECHNOLOGY			Rear blade undercarriage		✓
Cat Product Link™	✓		Rear blade undercarriage – wide axle gauge		✓
Remote Flash capability	✓		Rear blade undercarriage with trailer support		✓
Remote Troubleshoot capability	✓		Front blade/rear outrigger undercarriage with trailer support		✓
Compatibility with radios and base stations from Trimble		✓	Front blade/rear outrigger undercarriage		✓
Capability to install 3D grade systems from Trimble		✓	Rear blade/front outrigger undercarriage		✓
Cat Grade with 2D		✓	Rear outrigger/front outrigger undercarriage		✓
Cat Grade with Advanced 2D		✓	Fenders, front and rear, synthetic		✓
Cat Grade with 3D		✓	Travel restraint bracket for grapple/clamshell		✓
Payload		✓	4300 kg (9,460 lb) counterweight	✓	
2D E-Fence		✓			

Dealer Installed Kits and Attachments

Attachments may vary. Consult your Cat dealer for details.

CAB

- 75 mm (3") retractable seat belt

SAFETY AND SECURITY

- Bluetooth key fob

GUARDS

- Falling object guard system (not compatible with cab light cover, rain protector)
- Mesh guard full front (not compatible with cab light cover, rain protector)

M317 Cab Options

Cab Options

	Deluxe	Premium
Sound-suppressed ROPS cab	●	●
Heated seat with air-adjustable suspension	●	X
Heated and cooled seat with automatic adjustable suspension	X	●
Height-adjustable console, infinite with no tool	●	●
High-resolution 254 mm (10") LCD touchscreen monitor	●	●
Mechanical mirror	●	X
Electrical mirror	X	●
Automatic bi-level air conditioner	●	●
Jog dial and shortcut keys for monitor control	●	●
Keyless push-to-start engine control	●	●
51 mm (2") orange seat belt	●	●
Unfastened seat belt warning	●	●
Bluetooth integrated radio (including USB, aux port and microphone)	●	●
2 × 12V DC outlets	●	●
Document storage	●	●
Cup and bottle holders	●	●
Openable two-piece front window (laminated)	●	○
Fixed one-piece front window (P5A classified)	X	○
Parallel wiper with washer	●	●
Fixed glass skylight	●	●
LED dome lights	●	●
Foot illumination	●	●
Roller rear sunscreen	X	●
Rear window emergency exit	●	●
Washable floor mat	●	●
Beacon ready	●	●
Falling Object Guard Structure (FOGS) "ready"	●	●
Vandalism "ready"	●	●
Two LED cab lights	●	●
Rain visor	●	●

- Standard
- Optional
- X Not available

For more complete information on Cat products, dealer services, and industry solutions, visit us on the web at www.cat.com

© 2021 Caterpillar
All rights reserved

Materials and specifications are subject to change without notice. Featured machines in photos may include additional equipment. See your Cat dealer for available options.

CAT, CATERPILLAR, LET'S DO THE WORK, their respective logos, "Caterpillar Corporate Yellow," the "Power Edge" and Cat "Modern Hex" trade dress as well as corporate and product identity used herein, are trademarks of Caterpillar and may not be used without permission.

AEXQ3223-01 (12-2021)
Replaces AEXQ3223
Build Number: 07B
(Eur)

