



# M322

## Wheeled Excavator

# Technical Specifications

Configurations and features may vary by region. Please consult your Cat® dealer for availability in your area.

## Table of Contents

<b>Specifications</b> .....	<b>2</b>
Engine .....	2
Transmission .....	2
Service Refill Capacities .....	2
Swing Mechanism .....	2
Undercarriage .....	2
Operating Weights .....	2
Major Component Weights .....	3
Hydraulic System .....	3
Tires .....	3
Dozer Blade .....	4
Emissions and Safety .....	4
Standards .....	4
Sound Performance .....	4
Air Conditioning System .....	4
Dimensions .....	5
Undercarriage Dimensions .....	6
Working Ranges .....	7
Lift Capacities – Variable Adjustable Boom .....	8
Bucket Specifications and Compatibility:	
Europe .....	16
North America .....	26
Attachments Offering Guide:	
Europe .....	28
North America .....	48
<b>Standard and Optional Equipment</b> .....	<b>53</b>
<b>Dealer Installed Kits and Attachments</b> .....	<b>55</b>
<b>Cab Options</b> .....	<b>56</b>
<b>M322 Environmental Declaration</b> .....	<b>57</b>

# M322 Wheeled Excavator Specifications

## Engine

Engine Model	Cat® C7.1	
Engine Power		
ISO 14396:2002	129.0 kW	174 hp
ISO 14396:2002 (DIN)	176 mhp (PS)	
Net Power		
ISO 9249:2007	128 kW	171 hp
ISO 9249:2007 (DIN)	174 mhp (PS)	
Bore	105 mm	4.1 in
Stroke	135 mm	5.3 in
Displacement	7.0 L	427.8 in <sup>3</sup>
Number of Cylinders	6	
Biodiesel Capability	Up to B20 <sup>(1)</sup>	

- Meets U.S. EPA Tier 4 Final and EU Stage V emission standards.
- Net power advertised is the power available at the flywheel when engine is equipped with fan, air cleaner, Clean Emission Module (CEM) exhaust gas aftertreatment, alternator, and cooling fan running at intermediate speed.
- Recommended for use up to 3000 m (9,840 ft) altitude with engine power derate above 3000 m (9,840 ft).
- Rated speed 2,200 rpm.

<sup>(1)</sup>Cat diesel engines are required to use ULSD (ultra-low sulfur diesel fuel with 15 ppm of sulfur or less) or ULSD blended with the following lower-carbon intensity fuels up to:

- ✓ 20% biodiesel FAME (fatty acid methyl ester)\*
- ✓ 100% renewable diesel, HVO (hydrotreated vegetable oil) and GTL (gas-to-liquid) fuels

Refer to guidelines for successful application. Please consult your Cat dealer or “Caterpillar Machine Fluids Recommendations” (SEBU6250) for details.

*\*Engines with no aftertreatment devices can use higher blends, up to 100% biodiesel (for use of blends higher than 20% biodiesel, consult your Cat dealer).*

## Transmission

Forward/Reverse		
1st Gear	9 km/h	5.6 mph
2nd Gear	30 km/h	18.6 mph
Creeper Speed		
1st Gear	5.5 km/h	3.4 mph
2nd Gear	15 km/h	9.3 mph
Drawbar Pull	127 kN	28,551 lbf
Maximum Gradeability at (24 000 kg/52,911 lb)	70%	

## Service Refill Capacities

Fuel Tank (total capacity)	470 L	124.2 gal
Diesel Exhaust Fluid Tank	30 L	7.9 gal
Cooling System	40 L	10.6 gal
Engine Oil	13 L	3.4 gal
Hydraulic Tank	200 L	52.8 gal
Hydraulic System (including tank)	270 L	71 gal
Rear Axle Housing (differential)	14 L	3.7 gal
Front Steering Axle (differential)	11.0 L	2.9 gal
Final Drive (each)	2.5 L	0.7 gal
Powershift Transmission	2.5 L	0.7 gal

## Swing Mechanism

Maximum Swing Speed	8.6 rpm	
Standard Swing Torque	60 kN·m	44,250 lb-ft
Optional Swing Torque	69 kN·m	50,890 lb-ft

## Undercarriage

Ground Clearance	320 mm	12.6 in
Maximum Steering Angle	35°	
Oscillation Axle Angle	± 8.5°	
Minimum Turning Radius		
Outside of Tire	6600 mm	21.6 ft
Outside of Tire (plastic fender)	8200 mm	26.9 ft
End of Variable Adjustable Boom	7900 mm	25.9 ft

## Operating Weights\*

Minimum	20 300 kg	44,750 lb
Maximum	24 000 kg	52,911 lb

Typical configurations:

Variable Adjustable Boom**		
Rear Blade Only	20 800 kg	45,856 lb
Blade and Outriggers	22 000 kg	48,502 lb
Front and Rear Outriggers	22 300 kg	49,163 lb

\*Operating weight includes full fuel tank, operator, GD bucket and dual pneumatic tires. Weight varies depending on configuration.

\*\*Typical configurations include 2.5 m (8'2") stick and 3500 kg (7,716 lb) counterweight.

# M322 Wheeled Excavator Specifications

## Major Component Weights

Booms (including VA and stick cylinder, pins and standard hydraulic lines)		
5.2 m (17'1") Variable Adjustable Boom	2400 kg	5,291 lb
Sticks (including cylinder, bucket linkage, pins and standard hydraulic lines)		
2.5 m (8'2") Stick*	1100 kg	2,425 lb
2.9 m (9'6") Stick	1200 kg	2,646 lb
Counterweight		
3500 kg (7,716 lb) Counterweight*	3500 kg	7,716 lb
4700 kg (10,362 lb) Counterweight	4700 kg	10,362 lb
Undercarriage (including axles, standard tires and steps)		
Rear Blade	5650 kg	12,456 lb
Front Blade/Rear Outrigger	6850 kg	15,102 lb
Rear Blade/Front Outrigger	6850 kg	15,102 lb
Rear Outrigger/Front Outrigger	7150 kg	15,763 lb
Buckets		
CW Bucket	820 kg	1,808 lb
Pin-on Bucket	850 kg	1,874 lb
Quick Couplers		
CW Dedicated Quick Coupler	245 kg	540 lb
Pin Grabber Quick Coupler	380 kg	840 lb

\*Available in Europe only.

## Hydraulic System

Maximum Pressure – Implement Circuit		
Normal	35 000 kPa	5,076 psi
Heavy Lift	37 000 kPa	5,366 psi
Travel Circuit	35 000 kPa	5,076 psi
Maximum Pressure – Auxiliary Circuit		
High Pressure	35 000 kPa	5,076 psi
Medium Pressure	17 000 kPa	2,466 psi
Swing Mechanism	39 000 kPa	5,657 psi
Maximum Flow		
Implements	360 L/min	95 gal/min
Travel Circuit	235 L/min	62 gal/min
Auxiliary Circuit		
High Pressure	250 L/min	66.0 gal/min
Medium Pressure	55 L/min	14.5 gal/min
Swing Mechanism	121 L/min	32.0 gal/min
Cylinders		
Boom Cylinder (VA) – Bore	140 mm	0'6"
Boom Cylinder (VA) – Stroke	862 mm	2'10"
VAB Cylinder – Bore	170 mm	0'7"
VAB Cylinder – Stroke	709 mm	2'4"
Stick Cylinder – Bore	140 mm	0'6"
Stick Cylinder – Stroke	1408 mm	4'7"
Bucket Cylinder – Bore	120 mm	0'5"
Bucket Cylinder – Stroke	1104 mm	3'7"

## Tires

Standard	11.00 – 20 (dual pneumatic)
----------	-----------------------------

# M322 Wheeled Excavator Specifications

## Dozer Blade

Blade Type	Parallel	
Width	2750 mm	9'0"
Blade Roll-Over Height	560 mm	1'10"
Blade Total Height	610 mm	2'0"
Maximum Lowering Depth From Ground	130 mm	0'5"
Maximum Raising Height Above Ground	495 mm	1'7"

## Emissions and Safety

Engine Emissions	Tier 4 Final and EU Stage V	
Vibration Levels		
Maximum Hand/Arm (ISO 5349-2001)	<2.5 m/s <sup>2</sup>	<8.2 ft/s <sup>2</sup>
Maximum Whole Body (ISO/TR 25398:2006)	<0.5 m/s <sup>2</sup>	<1.6 ft/s <sup>2</sup>
Seat Transmissibility Factor (ISO 7096:2000-spectral class EM5)	<0.7	

## Standards

Brakes	ISO 3450:2011
Cab/ROPS	ISO 12117-2:2008
Cab/FOGS	ISO 10262:1998
Cab/Sound Levels	Meets appropriate standards as listed below

## Sound Performance

Operator Sound	
2000/14/EC	70 dB(A)
Spectator Sound	
2000/14/EC	103 dB(A)

- Operator Sound – The operator sound level is measured according to the procedures specified in 2000/14/EC, for a cab offered by Caterpillar, when properly installed and maintained and tested with the door and windows closed.
- Exterior Sound – The labeled spectator sound power level is measured according to the test procedures and conditions specified in 2000/14/EC.
- Hearing protection may be needed when operating with an open operator station and cab (when not properly maintained for doors/windows open) for extended periods or in noisy environment(s).

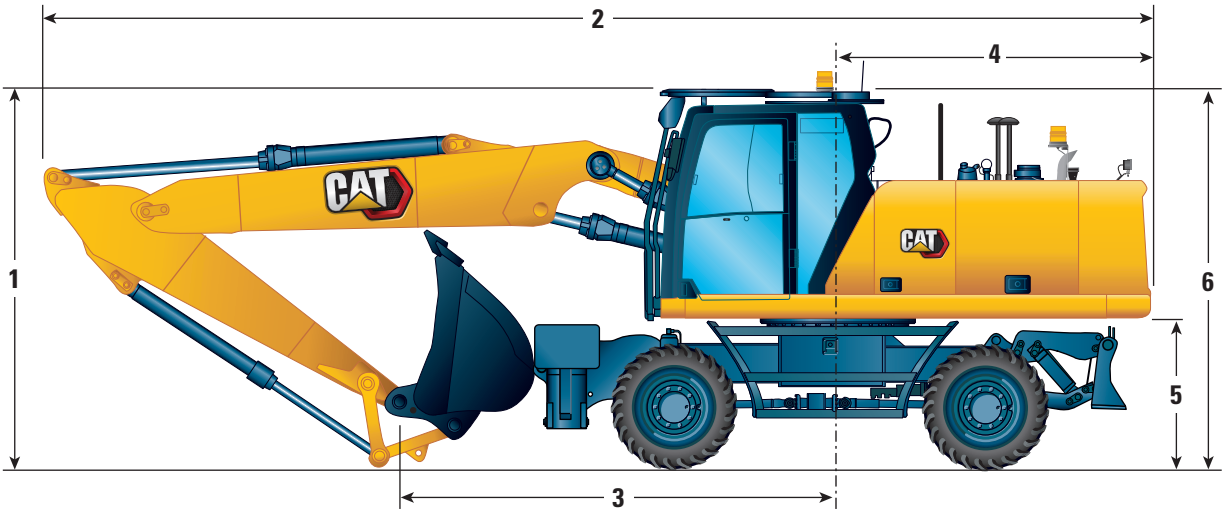
## Air Conditioning System

The air conditioning system on this machine contains the fluorinated greenhouse gas refrigerant R134a (Global Warming Potential = 1430). The system contains 1.0 kg of refrigerant, which has a CO<sub>2</sub> equivalent of 1.43 metric tonnes.

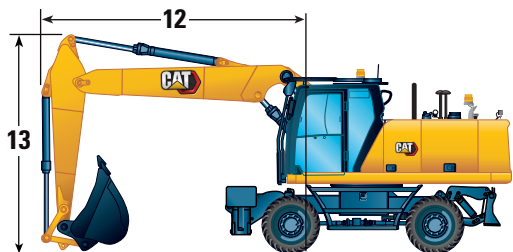
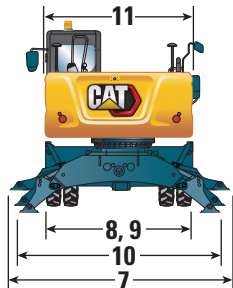
# M322 Wheeled Excavator Specifications

## Dimensions

All Dimensions are approximate. Values are with 11.00-20 Dual Pneumatic Tires.



Boom Option	5445 mm (17'10")	
Stick Options	2.5 m (8'2")	2.9 m (9'6")
1 Shipping Height with Falling Object Guard (highest point between Boom and Cab)	3350 mm (11'0")	3350 mm (11'0")
Shipping Height without Falling Object Guard	3240 mm (10'8")	3350 mm (11'0")
2 Shipping Length	9395 mm (30'10")	9485 mm (31'1")
3 Support Point	3660 mm (12'0")	3430 mm (11'3")
4 Tail Swing Radius	2800 mm (9'2")	2800 mm (9'2")
5 Counterweight Clearance	1330 mm (4'4")	1330 mm (4'4")
6 Cab Height		
No Falling Object Guard	3225 mm (10'7")	3225 mm (10'7")
With Falling Object Guard	3350 mm (11'0")	3350 mm (11'0")
Overall Machine Width		
7 Width with Outriggers on Ground	4095 mm (13'5")	4095 mm (13'5")
8 Width with Outriggers Up	2740 mm (9'0")	2740 mm (9'0")
9 Width with Blade	2740 mm (9'0")	2740 mm (9'0")
10 Width with Outriggers Fully Down	3935 mm (12'11")	3935 mm (12'11")
Enclosure Height (doors)	2535 mm (8'4")	2535 mm (8'4")
11 Upperframe Width	2740 mm (9'0")	2740 mm (9'0")
Roading Position		
12 Steering Wheel to Linkage in Roading Position	3485 mm (11'5")	—
13 Height in Roading Position	3880 mm (12'9")	—



# M322 Wheeled Excavator Specifications

## Undercarriage Dimensions

All Dimensions are approximate. Values are with 11.00-20 Dual Pneumatic Tires.

Undercarriage	Rear Blade/ Front Outrigger	Rear Outrigger/ Front Blade	Rear Outrigger/ Front Outrigger	Front Empty/ Rear Blade
<b>14</b> Overall Undercarriage Length (blade parallel)	5190 mm (17'0")	5175 mm (16'12")	5040 mm (16'6")	4525 mm (14'10")
<b>15</b> Wheel Base	2750 mm (9'0")	2750 mm (9'0")	2750 mm (9'0")	2750 mm (9'0")
<b>16</b> Swing Bearing Center to Rear Axle	1300 mm (4'3")	1300 mm (4'3")	1300 mm (4'3")	1300 mm (4'3")
<b>17</b> Swing Bearing Center to Front Axle	1450 mm (4'9")	1450 mm (4'9")	1450 mm (4'9")	1450 mm (4'9")
<b>18</b> Rear Axle to Rear Outrigger (mid)	—	800 mm (2'7")	800 mm (2'7")	—
<b>19</b> Front Axle to Front Outrigger (mid)	940 mm (3'1")	—	940 mm (3'1")	940 mm (3'1")
<b>20</b> Rear Axle to Parallel Blade (end)	1225 mm (4'0")	—	—	1225 mm (4'0")
Front Axle to Parallel Blade (end)	—	1350 mm (4'5")	—	—
<b>21</b> Maximum Outrigger Depth	115 mm (0'5")	115 mm (0'5")	115 mm (0'5")	115 mm (0'5")
<b>22</b> Blade Width	2750 mm (9'0")	2750 mm (9'0")	—	2750 mm (9'0")
Maximum Blade Depth	130 mm (0'5")	130 mm (0'5")	—	130 mm (0'5")
Ground Clearance				
Lowest Step Clearance	475 mm (1'7")	475 mm (1'7")	475 mm (1'7")	475 mm (1'7")
<b>23</b> Outrigger Clearance	325 mm (1'1")	325 mm (1'1")	325 mm (1'1")	325 mm (1'1")
<b>24</b> Blade Clearance (parallel)	495 mm (1'7")	495 mm (1'7")	495 mm (1'7")	495 mm (1'7")
<b>25</b> Axle Clearance	320 mm (1'1")	320 mm (1'1")	320 mm (1'1")	320 mm (1'1")

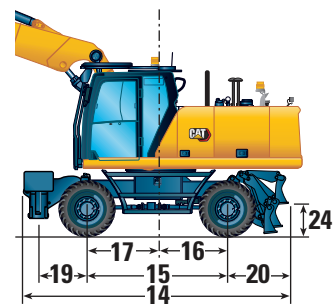
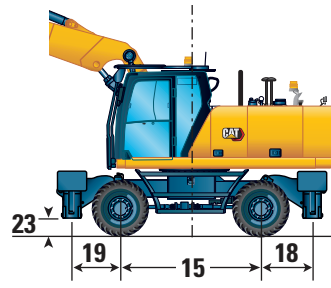
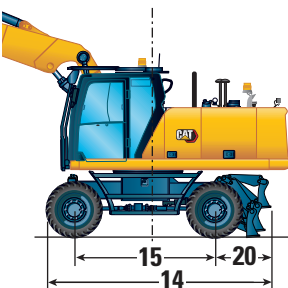
\*Maximum tire clearance with outrigger fully down



Undercarriage with dozer only



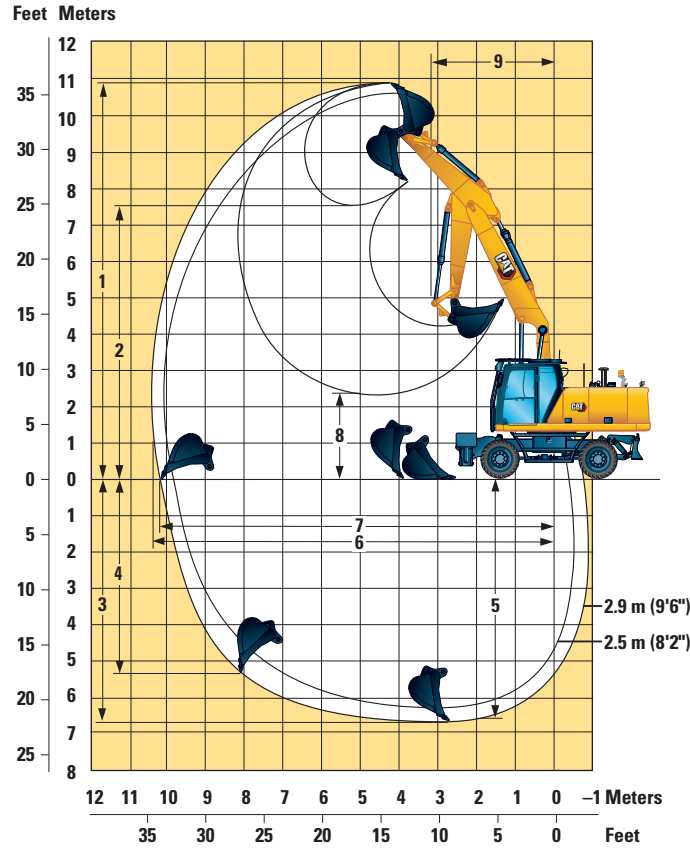
Undercarriage with 2 sets of outriggers



# M322 Wheeled Excavator Specifications

## Working Ranges

All Dimensions are approximate. Values are with 11.00-20 Dual Pneumatic Tires.



Boom Option	5445 mm (17'10")	
Stick Options	2.5 m (8'2")	2.9 m (9'6")
1 Maximum Cutting Height	10 590 mm (34'9")	10 900 mm (35'9")
2 Maximum Loading Height	7210 mm (23'8")	7520 mm (24'8")
3 Maximum Digging Depth	6260 mm (20'6")	6650 mm (21'10")
4 Maximum Vertical Wall Digging Depth	4920 mm (16'2")	5290 mm (17'4")
5 Maximum Depth Cut for 2440 mm (8'0") Level Bottom	6160 mm (20'3")	6560 mm (21'6")
6 Maximum Reach	9970 mm (32'9")	10 350 mm (33'11")
7 Maximum Reach at Ground Line	9790 mm (32'1")	10 190 mm (33'5")
8 Minimum Loading Height	2830 mm (9'3")	2440 mm (8'0")
9 Minimum Front Swing Radius	3140 mm (10'4")	3220 mm (10'7")
Bucket Forces (ISO)	151 kN (33,946 lbf)	151 kN (33,946 lbf)
Stick Forces (ISO)	116 kN (26,078 lbf)	105 kN (23,605 lbf)
Bucket Type	GD	GD
Bucket Capacity	1.19 m <sup>3</sup> (1.56 yd <sup>3</sup> )	1.19 m <sup>3</sup> (1.56 yd <sup>3</sup> )
Bucket Tip Radius (Pin-On)	1574 mm (5'2")	1574 mm (5'2")
Bucket Tip Radius (QC)	1697 mm (5'7")	1697 mm (5'7")

Range values are with dual pneumatic tires (11.00-20).

Range values are calculated with a GD bucket (CW) and CW quick coupler with a tip radius of 1697 mm (5'7").

Force values are calculated with heavy lift on, a GD bucket (pin-on) and a tip radius of 1574 mm (5'2").



# M322 Wheeled Excavator Specifications

## Lift Capacities – Variable Adjustable Boom, 8'2" Stick

All values are in lb, work tool: none, bucket cylinder and bucket linkage installed, counterweight: 7,716 lb, heavy lift function on.

		Load at maximum reach (sticknose/bucket pin)			Load over front			Load over rear			Load over side			Load point height					
	Undercarriage configuration	10 ft			15 ft			20 ft			25 ft								
																	ft		
25 ft	Free on wheels																*8,600	*8,600	*8,600
	Front empty – rear dozer – stabilized																*8,600	*8,600	*8,600
	Front dozer – rear stabilizer – stabilized																*8,600	*8,600	*8,600
	Front stabilizer – rear stabilizer – stabilized																*8,600	*8,600	*8,600
20 ft	Free on wheels							12,500	9,900	8,300							*7,400	*7,400	6,300
	Front empty – rear dozer – stabilized							12,400	*14,600	9,200							*7,400	*7,400	7,000
	Front dozer – rear stabilizer – stabilized							*14,600	*14,600	13,900							*7,400	*7,400	*7,400
	Front stabilizer – rear stabilizer – stabilized							*14,600	*14,600	*14,600							*7,400	*7,400	*7,400
15 ft	Free on wheels				*18,700	15,300	12,600	12,100	9,500	8,000	8,300	6,400	5,300	*7,000	6,100	5,100	*7,000	*7,000	5,700
	Front empty – rear dozer – stabilized				*18,700	*18,700	14,100	12,000	*15,200	8,800	8,200	*10,600	5,900	*7,000	*7,000	*7,000	*7,000	*7,000	5,700
	Front dozer – rear stabilizer – stabilized				*18,700	*18,700	*18,700	*15,200	*15,200	13,600	*10,600	*10,600	9,300	*7,000	*7,000	*7,000	*7,000	*7,000	*7,000
	Front stabilizer – rear stabilizer – stabilized				*18,700	*18,700	*18,700	*15,200	*15,200	*15,200	*10,600	*10,600	*10,600	*7,000	*7,000	*7,000	*7,000	*7,000	*7,000
10 ft	Free on wheels				17,900	13,800	11,300	11,500	8,900	7,400	8,100	6,200	5,100	*6,900	5,500	4,500	*6,900	5,500	4,500
	Front empty – rear dozer – stabilized				17,800	*22,300	12,700	11,400	*16,100	8,300	8,000	*12,800	5,800	*6,900	*6,900	5,100	*6,900	*6,900	5,100
	Front dozer – rear stabilizer – stabilized				*22,300	*22,300	20,300	*16,100	*16,100	12,900	*12,800	*12,800	9,100	*6,900	*6,900	*6,900	*6,900	*6,900	*6,900
	Front stabilizer – rear stabilizer – stabilized				*22,300	*22,300	*22,300	*16,100	*16,100	15,600	*12,800	*12,800	10,900	*6,900	*6,900	*6,900	*6,900	*6,900	*6,900
5 ft	Free on wheels				16,500	12,500	10,100	10,900	8,300	6,800	7,800	6,000	4,900	6,900	5,200	4,300	*7,100	*7,100	*7,100
	Front empty – rear dozer – stabilized				16,400	*24,900	11,400	10,800	*17,500	7,700	7,800	13,300	5,500	6,800	*7,100	4,800	*7,100	*7,100	*7,100
	Front dozer – rear stabilizer – stabilized				*24,900	*24,900	18,900	*17,500	*17,500	12,300	*13,400	13,000	8,800	*7,100	*7,100	*7,100	*7,100	*7,100	*7,100
	Front stabilizer – rear stabilizer – stabilized				*24,900	*24,900	23,600	*17,500	*17,500	15,000	*13,400	13,400	10,600	*7,100	*7,100	*7,100	*7,100	*7,100	*7,100
0 ft	Free on wheels				15,900	11,900	9,500	10,500	7,900	6,400	7,600	5,800	4,700	7,000	5,300	4,300	*7,700	*7,700	*7,700
	Front empty – rear dozer – stabilized				15,800	*24,800	10,800	10,400	*18,100	7,300	7,600	13,000	5,300	7,000	*7,700	4,900	*7,700	*7,700	*7,700
	Front dozer – rear stabilizer – stabilized				*24,800	*24,800	18,300	*18,100	18,100	11,900	*13,800	12,800	8,600	*7,700	*7,700	*7,700	*7,700	*7,700	*7,700
	Front stabilizer – rear stabilizer – stabilized				*24,800	*24,800	22,800	*18,100	*18,100	14,500	*13,800	13,200	10,400	*7,700	*7,700	*7,700	*7,700	*7,700	*7,700
-5 ft	Free on wheels	*22,900	*22,900	17,700	15,800	11,800	9,400	10,300	7,800	6,300				7,800	5,900	4,800	*8,900	*8,900	*8,900
	Front empty – rear dozer – stabilized	*22,900	*22,900	20,600	15,700	*22,500	10,700	10,300	*16,700	7,200				7,700	*8,900	5,400	*8,900	*8,900	*8,900
	Front dozer – rear stabilizer – stabilized	*22,900	*22,900	*22,900	*22,500	*22,500	18,200	*16,700	*16,700	11,700				*8,900	*8,900	8,800	*8,900	*8,900	*8,900
	Front stabilizer – rear stabilizer – stabilized	*22,900	*22,900	*22,900	*22,500	*22,500	*22,500	*16,700	*16,700	14,400				*8,900	*8,900	*8,900	*8,900	*8,900	*8,900
-10 ft	Free on wheels				16,000	12,100	9,600	10,500	8,000	6,500									
	Front empty – rear dozer – stabilized				16,000	*17,900	11,000	10,500	*12,700	7,400									
	Front dozer – rear stabilizer – stabilized				*17,900	*17,900	*17,900	*12,700	*12,700	11,900									
	Front stabilizer – rear stabilizer – stabilized				*17,900	*17,900	*17,900	*12,700	*12,700	*12,700									

\*Limited by hydraulic rather than tipping load.

Oscillating axle needs to be locked. Weight of all lifting accessories must be subtracted from the lifting capacities. All lift capacities calculated and rated per ISO 10567:2007. Rated loads do not exceed 87% of hydraulic lift capacity or 75% of tipping load. Heavy Lift Function ON. Lifting capacities are based on the machine standing on a firm uniform supporting surface. The load point is the center line of the bucket pivot mounting pin on the stick. Lift capacity is calculated with VA cylinder completely extracted. The use of a work tool attachment point to handle/lift objects, could affect the machine lift performance.

Always refer to the appropriate Operation and Maintenance Manual for specific product information.

# M322 Wheeled Excavator Specifications

## Lift Capacities – Variable Adjustable Boom, 2.9 m Stick

All values are in kg, work tool: none, bucket cylinder and bucket linkage installed, counterweight: 3500 kg, heavy lift function on.

Stick height	Undercarriage configuration	3000 mm			4500 mm			6000 mm			7500 mm			Stick point height			mm
		Load at maximum reach (sticknose/bucket pin)	Load over front	Load over rear	Load over front	Load over rear	Load over side	Load over front	Load over rear	Load over side	Load over front	Load over rear	Load over side	Load over front	Load over rear	Load over side	
9000 mm	Free on wheels				*4150	*4150	*4150							*4100	*4100	*4100	4500
	Front empty – rear dozer – stabilized				*4150	*4150	*4150							*4100	*4100	*4100	
	Front stabilizer – rear stabilizer – stabilized				*4150	*4150	*4150							*4100	*4100	*4100	
	Free on wheels – wide axles				*4150	*4150	*4150							*4100	*4100	*4100	
7500 mm	Free on wheels							*5100	4650	3900				*3100	*3100	*3100	6410
	Front empty – rear dozer – stabilized							*5100	*5100	4300				*3100	*3100	*3100	
	Front stabilizer – rear stabilizer – stabilized							*5100	*5100	*5100				*3100	*3100	*3100	
	Free on wheels – wide axles							*5100	*5100	*5100				*3100	*3100	*3100	
6000 mm	Free on wheels							5850	4650	3900	*3050	3050	2500	*2750	*2750	2500	7530
	Front empty – rear dozer – stabilized							5850	*6250	4350	*3050	*3050	2800	*2750	*2750	*2750	
	Front stabilizer – rear stabilizer – stabilized							*6250	*6250	*6250	*3050	*3050	*3050	*2750	*2750	*2750	
	Free on wheels – wide axles							*6250	*6250	*6250	*3050	*3050	*3050	*2750	*2750	*2750	
4500 mm	Free on wheels				*7850	7250	5950	5700	4500	3750	3900	3050	2500	*2600	2500	2050	8220
	Front empty – rear dozer – stabilized				*7850	*7850	6650	5650	*6700	4150	3850	*5550	2800	*2600	*2600	2350	
	Front stabilizer – rear stabilizer – stabilized				*7850	*7850	*7850	*6700	*6700	6350	*5550	*5550	4350	*2600	*2600	*2600	
	Free on wheels – wide axles				*7850	*7850	*7850	*6700	*6700	*6700	*5550	*5550	5250	*2600	*2600	*2600	
3000 mm	Free on wheels				8400	6500	5300	5350	4150	3450	3750	2900	2400	*2600	2250	1850	8580
	Front empty – rear dozer – stabilized				8350	*9850	5950	5350	*7200	3850	3750	*5700	2700	*2600	*2600	2100	
	Front stabilizer – rear stabilizer – stabilized				*9850	*9850	9600	*7200	*7200	6050	*5700	*5700	4250	*2600	*2600	*2600	
	Free on wheels – wide axles				*9850	*9850	*9850	*7200	*7200	*7200	*5700	*5700	5100	*2600	*2600	*2600	
1500 mm	Free on wheels				7700	5850	4700	5050	3850	3150	3600	2750	2250	*2650	2150	1750	8660
	Front empty – rear dozer – stabilized				7700	*11 200	5350	5000	*7850	3550	3600	*6000	2550	*2650	*2650	2000	
	Front stabilizer – rear stabilizer – stabilized				*11 200	*11 200	8850	*7850	*7850	5700	*6000	*6000	4050	*2650	*2650	*2650	
	Free on wheels – wide axles				*11 200	*11 200	11 050	*7850	*7850	6950	*6000	*6000	4950	*2650	*2650	*2650	
0 mm	Free on wheels				7350	5500	4350	4800	3650	2950	3500	2650	2150	*2850	2200	1800	8460
	Front empty – rear dozer – stabilized				7300	*11 500	5000	4800	*8300	3350	3450	6000	2450	*2850	*2850	2050	
	Front stabilizer – rear stabilizer – stabilized				*11 500	*11 500	8450	*8300	*8300	5500	*6350	5900	3950	*2850	*2850	*2850	
	Free on wheels – wide axles				*11 500	*11 500	10 600	*8300	*8300	6700	*6350	6100	4800	*2850	*2850	*2850	
-1500 mm	Free on wheels	*9500	*9500	8000	7250	5400	4250	4700	3550	2850	3450	2600	2100	3200	2400	1950	7970
	Front empty – rear dozer – stabilized	*9500	*9500	9350	7200	*10700	4900	4700	*7900	3250	3450	*5850	2400	3150	*3250	2200	
	Front stabilizer – rear stabilizer – stabilized	*9500	*9500	*9500	*10 700	*10 700	8350	*7900	*7900	5350	*5850	5850	3900	*3250	*3250	*3250	
	Free on wheels – wide axles	*9500	*9500	*9500	*10 700	*10 700	10 500	*7900	*7900	6600	*5850	*5850	4750	*3250	*3250	*3250	
-3000 mm	Free on wheels				7300	5500	4350	4750	3600	2900							
	Front empty – rear dozer – stabilized				7300	*8950	4950	4750	*6600	3300							
	Front stabilizer – rear stabilizer – stabilized				*8950	*8950	8450	*6600	*6600	5400							
	Free on wheels – wide axles				*8950	*8950	*8950	*6600	*6600	*6600							

\*Limited by hydraulic rather than tipping load.

Oscillating axle needs to be locked. Weight of all lifting accessories must be subtracted from the lifting capacities. All lift capacities calculated and rated per ISO 10567:2007. Rated loads do not exceed 87% of hydraulic lift capacity or 75% of tipping load. Heavy Lift Function ON. Lifting capacities are based on the machine standing on a firm uniform supporting surface. The load point is the center line of the bucket pivot mounting pin on the stick. Lift capacity is calculated with VA cylinder completely extracted. The use of a work tool attachment point to handle/lift objects, could affect the machine lift performance.

Always refer to the appropriate Operation and Maintenance Manual for specific product information.

# M322 Wheeled Excavator Specifications

## Lift Capacities – Variable Adjustable Boom, 9'6" Stick

All values are in lb, work tool: none, bucket cylinder and bucket linkage installed, counterweight: 7,716 lb, heavy lift function on.

		Load at maximum reach (sticknose/bucket pin)			Load over front			Load over rear			Load over side			Load point height						
	Undercarriage configuration	10 ft			15 ft			20 ft			25 ft									
																	ft			
30 ft	Free on wheels																*9,500	*9,500	*9,500	
	Front empty – rear dozer – stabilized																	*9,500	*9,500	*9,500
	Front stabilizer – rear stabilizer – stabilized																	*9,500	*9,500	*9,500
	Free on wheels – wide axles																	*9,500	*9,500	*9,500
25 ft	Free on wheels								*9,700	*9,700	8,300							*7,000	*7,000	*7,000
	Front empty – rear dozer – stabilized								*9,700	*9,700	9,200							*7,000	*7,000	*7,000
	Front stabilizer – rear stabilizer – stabilized								*9,700	*9,700	*9,700							*7,000	*7,000	*7,000
	Free on wheels – wide axles								*9,700	*9,700	*9,700							*7,000	*7,000	*7,000
20 ft	Free on wheels								12,600	10,000	8,400							*6,100	*6,100	5,600
	Front empty – rear dozer – stabilized								12,600	*13,700	9,300							*6,100	*6,100	*6,100
	Front stabilizer – rear stabilizer – stabilized								*13,700	*13,700	*13,700							*6,100	*6,100	*6,100
	Free on wheels – wide axles								*13,700	*13,700	*13,700							*6,100	*6,100	*6,100
15 ft	Free on wheels				*16,900	15,600	12,900	12,200	9,600	8,000	8,300	6,500	5,400					*5,700	5,600	4,600
	Front empty – rear dozer – stabilized				*16,900	*16,900	14,300	12,200	*14,600	8,900	8,300	*12,000	6,000					*5,700	*5,700	5,200
	Front stabilizer – rear stabilizer – stabilized				*16,900	*16,900	*16,900	*14,600	*14,600	13,700	*12,000	*12,000	9,400					*5,700	*5,700	*5,700
	Free on wheels – wide axles				*16,900	*16,900	*16,900	*14,600	*14,600	*14,600	*12,000	*12,000	11,200					*5,700	*5,700	*5,700
10 ft	Free on wheels				18,100	14,100	11,500	11,600	9,000	7,400	8,100	6,200	5,100					*5,700	5,000	4,100
	Front empty – rear dozer – stabilized				18,100	*21,200	12,900	11,500	*15,600	8,300	8,000	*12,400	5,800					*5,700	*5,700	4,600
	Front stabilizer – rear stabilizer – stabilized				*21,200	*21,200	20,600	*15,600	*15,600	13,000	*12,400	*12,400	9,100					*5,700	*5,700	*5,700
	Free on wheels – wide axles				*21,200	*21,200	*21,200	*15,600	*15,600	*15,600	*12,400	*12,400	10,900					*5,700	*5,700	*5,700
5 ft	Free on wheels				16,600	12,700	10,200	10,900	8,300	6,800	7,800	5,900	4,800					*5,900	4,800	3,900
	Front empty – rear dozer – stabilized				16,600	*24,200	11,500	10,800	*16,900	7,700	7,700	*13,000	5,500					*5,900	*5,900	4,400
	Front stabilizer – rear stabilizer – stabilized				*24,200	*24,200	19,100	*16,900	*16,900	12,300	*13,000	13,000	8,800					*5,900	*5,900	*5,900
	Free on wheels – wide axles				*24,200	*24,200	23,700	*16,900	*16,900	15,000	*13,000	*13,000	10,600					*5,900	*5,900	*5,900
0 ft	Free on wheels				15,800	11,900	9,400	10,400	7,900	6,300	7,500	5,700	4,600					*6,300	4,900	3,900
	Front empty – rear dozer – stabilized				15,700	*24,900	10,800	10,300	*18,000	7,200	7,500	12,900	5,200					*6,300	*6,300	4,500
	Front stabilizer – rear stabilizer – stabilized				*24,900	*24,900	18,200	*18,000	18,000	11,800	*13,700	12,700	8,500					*6,300	*6,300	*6,300
	Free on wheels – wide axles				*24,900	*24,900	22,800	*18,000	*18,000	14,400	*13,700	13,100	10,300					*6,300	*6,300	*6,300
-5 ft	Free on wheels	*21,600	*21,600	17,200	15,600	11,600	9,200	10,200	7,600	6,200	7,400	5,600	4,500	7,100	5,300	4,300				
	Front empty – rear dozer – stabilized	*21,600	*21,600	20,100	15,500	*23,200	10,500	10,100	*17,100	7,000	7,400	*12,500	5,200	7,000	*7,200	4,900				
	Front stabilizer – rear stabilizer – stabilized	*21,600	*21,600	*21,600	*23,200	*23,200	18,000	*17,100	*17,100	11,600	*12,500	*12,500	8,400	*7,200	*7,200	*7,200				
	Free on wheels – wide axles	*21,600	*21,600	*21,600	*23,200	*23,200	22,500	*17,100	*17,100	14,200	*12,500	*12,500	10,300	*7,200	*7,200	*7,200				
-10 ft	Free on wheels				15,700	11,800	9,400	10,300	7,700	6,200										
	Front empty – rear dozer – stabilized				15,700	*19,300	10,700	10,200	*14,100	7,100										
	Front stabilizer – rear stabilizer – stabilized				*19,300	*19,300	18,100	*14,100	*14,100	11,700										
	Free on wheels – wide axles				*19,300	*19,300	*19,300	*14,100	*14,100	*14,100										

\*Limited by hydraulic rather than tipping load.

Oscillating axle needs to be locked. Weight of all lifting accessories must be subtracted from the lifting capacities. All lift capacities calculated and rated per ISO 10567:2007. Rated loads do not exceed 87% of hydraulic lift capacity or 75% of tipping load. Heavy Lift Function ON. Lifting capacities are based on the machine standing on a firm uniform supporting surface. The load point is the center line of the bucket pivot mounting pin on the stick. Lift capacity is calculated with VA cylinder completely extracted. The use of a work tool attachment point to handle/lift objects, could affect the machine lift performance.

Always refer to the appropriate Operation and Maintenance Manual for specific product information.



# M322 Wheeled Excavator Specifications

## Lift Capacities – Variable Adjustable Boom, 8'2" Stick

All values are in lb, work tool: none, bucket cylinder and bucket linkage installed, counterweight: 10,362 lb, heavy lift function on.

		Load at maximum reach (sticknose/bucket pin)			Load over front			Load over rear			Load over side			Load point height				
	Undercarriage configuration	10 ft			15 ft			20 ft			25 ft							
																	ft	
25 ft	Free on wheels															*8,600	*8,600	*8,600
	Front empty – rear dozer – stabilized															*8,600	*8,600	*8,600
	Front stabilizer – rear stabilizer – stabilized															*8,600	*8,600	*8,600
	Free on wheels – wide axles															*8,600	*8,600	*8,600
20 ft	Free on wheels							14,100	11,400	9,700						*7,400	*7,400	*7,400
	Front empty – rear dozer – stabilized							14,100	*14,600	10,600						*7,400	*7,400	*7,400
	Front stabilizer – rear stabilizer – stabilized							*14,600	*14,600	*14,600						*7,400	*7,400	*7,400
	Free on wheels – wide axles							*14,600	*14,600	*14,600						*7,400	*7,400	*7,400
15 ft	Free on wheels				*18,700	17,600	14,600	13,800	11,100	9,300	9,500	7,600	6,400			*7,000	*7,000	6,100
	Front empty – rear dozer – stabilized				*18,700	*18,700	16,200	13,700	*15,200	10,300	9,500	*10,600	7,000			*7,000	*7,000	6,800
	Front stabilizer – rear stabilizer – stabilized				*18,700	*18,700	*18,700	*15,200	*15,200	*15,200	*10,600	*10,600	*10,600			*7,000	*7,000	*7,000
	Free on wheels – wide axles				*18,700	*18,700	*18,700	*15,200	*15,200	*15,200	*10,600	*10,600	*10,600			*7,000	*7,000	*7,000
10 ft	Free on wheels				20,300	16,100	13,200	13,100	10,500	8,800	9,300	7,400	6,200			*6,900	6,500	5,500
	Front empty – rear dozer – stabilized				20,300	*22,300	14,700	13,100	*16,100	9,700	9,300	*12,800	6,900			*6,900	*6,900	6,100
	Front stabilizer – rear stabilizer – stabilized				*22,300	*22,300	*22,300	*16,100	*16,100	14,700	*12,800	*12,800	10,400			*6,900	*6,900	*6,900
	Free on wheels – wide axles				*22,300	*22,300	*22,300	*16,100	*16,100	*16,100	*12,800	*12,800	12,400			*6,900	*6,900	*6,900
5 ft	Free on wheels				19,000	14,800	12,000	12,500	9,900	8,200	9,100	7,100	5,900			*7,100	6,300	5,200
	Front empty – rear dozer – stabilized				18,900	*24,900	13,500	12,500	*17,500	9,100	9,000	*13,400	6,600			*7,100	*7,100	5,800
	Front stabilizer – rear stabilizer – stabilized				*24,900	*24,900	21,600	*17,500	*17,500	14,100	*13,400	*13,400	10,100			*7,100	*7,100	*7,100
	Free on wheels – wide axles				*24,900	*24,900	*24,900	*17,500	*17,500	16,900	*13,400	*13,400	12,100			*7,100	*7,100	*7,100
0 ft	Free on wheels				18,400	14,200	11,500	12,100	9,500	7,800	8,900	6,900	5,800			*7,700	6,400	5,300
	Front empty – rear dozer – stabilized				18,300	*24,800	12,900	12,100	*18,100	8,700	8,800	*13,800	6,400			*7,700	*7,700	6,000
	Front stabilizer – rear stabilizer – stabilized				*24,800	*24,800	20,900	*18,100	*18,100	13,600	*13,800	*13,800	9,900			*7,700	*7,700	*7,700
	Free on wheels – wide axles				*24,800	*24,800	*24,800	*18,100	*18,100	16,500	*13,800	*13,800	11,900			*7,700	*7,700	*7,700
-5 ft	Free on wheels	*22,900	*22,900	21,200	18,200	14,100	11,400	12,000	9,300	7,700						*8,900	7,100	5,900
	Front empty – rear dozer – stabilized	*22,900	*22,900	*22,900	18,200	*22,500	12,800	11,900	*16,700	8,600						*8,900	*8,900	6,600
	Front stabilizer – rear stabilizer – stabilized	*22,900	*22,900	*22,900	*22,500	*22,500	20,800	*16,700	*16,700	13,500						*8,900	*8,900	*8,900
	Free on wheels – wide axles	*22,900	*22,900	*22,900	*22,500	*22,500	*22,500	*16,700	*16,700	16,300						*8,900	*8,900	*8,900
-10 ft	Free on wheels				*17,900	14,400	11,600	12,200	9,600	7,900								
	Front empty – rear dozer – stabilized				*17,900	*17,900	13,100	12,100	*12,700	8,800								
	Front stabilizer – rear stabilizer – stabilized				*17,900	*17,900	*17,900	*12,700	*12,700	*12,700								
	Free on wheels – wide axles				*17,900	*17,900	*17,900	*12,700	*12,700	*12,700								

\*Limited by hydraulic rather than tipping load.

Oscillating axle needs to be locked. Weight of all lifting accessories must be subtracted from the lifting capacities. All lift capacities calculated and rated per ISO 10567:2007. Rated loads do not exceed 87% of hydraulic lift capacity or 75% of tipping load. Heavy Lift Function ON. Lifting capacities are based on the machine standing on a firm uniform supporting surface. The load point is the center line of the bucket pivot mounting pin on the stick. Lift capacity is calculated with VA cylinder completely extracted. The use of a work tool attachment point to handle/lift objects, could affect the machine lift performance.

Always refer to the appropriate Operation and Maintenance Manual for specific product information.

# M322 Wheeled Excavator Specifications

## Lift Capacities – Variable Adjustable Boom, 2.9 m Stick

All values are in kg, work tool: none, bucket cylinder and bucket linkage installed, counterweight: 4700 kg, heavy lift function on.

Stick height	Undercarriage configuration	Load at maximum reach (sticknose/bucket pin)			Load over front			Load over rear			Load over side			Load point height			mm
		3000 mm	4500 mm	6000 mm	7500 mm	3000 mm	4500 mm	6000 mm	7500 mm	3000 mm	4500 mm	6000 mm	7500 mm	3000 mm	4500 mm	6000 mm	
9000 mm	Free on wheels Front empty – rear dozer – stabilized Front stabilizer – rear stabilizer – stabilized Free on wheels – wide axles				*4150	*4150	*4150							*4100	*4100	*4100	4500
7500 mm	Free on wheels Front empty – rear dozer – stabilized Front stabilizer – rear stabilizer – stabilized Free on wheels – wide axles							*5100	*5100	4550				*3100	*3100	*3100	6410
6000 mm	Free on wheels Front empty – rear dozer – stabilized Front stabilizer – rear stabilizer – stabilized Free on wheels – wide axles							*6250	5400	4550	*3050	*3050	3000	*2750	*2750	*2750	7530
4500 mm	Free on wheels Front empty – rear dozer – stabilized Front stabilizer – rear stabilizer – stabilized Free on wheels – wide axles				*7850	*7850	6900	6450	5200	4350	4450	3550	3000	*2600	*2600	*2500	8220
3000 mm	Free on wheels Front empty – rear dozer – stabilized Front stabilizer – rear stabilizer – stabilized Free on wheels – wide axles				9550	*9850	6250	6150	4900	4100	4350	3450	2900	*2600	*2600	2250	8580
1500 mm	Free on wheels Front empty – rear dozer – stabilized Front stabilizer – rear stabilizer – stabilized Free on wheels – wide axles				8850	*11 200	6300	5800	*7850	4250	4150	*6000	3050	*2650	*2650	2450	8660
0 mm	Free on wheels Front empty – rear dozer – stabilized Front stabilizer – rear stabilizer – stabilized Free on wheels – wide axles				8500	*11 500	9700	8300	*8300	6300	*6350	4550	*2850	*2850	*2850	2450	8460
-1500 mm	Free on wheels Front empty – rear dozer – stabilized Front stabilizer – rear stabilizer – stabilized Free on wheels – wide axles	*9500	*9500	*9500	8400	6450	5200	5500	4250	3500	4050	3150	2600	*3250	2900	2400	7970
-3000 mm	Free on wheels Front empty – rear dozer – stabilized Front stabilizer – rear stabilizer – stabilized Free on wheels – wide axles				8450	*8950	5250	5550	4300	3550							

\*Limited by hydraulic rather than tipping load.

Oscillating axle needs to be locked. Weight of all lifting accessories must be subtracted from the lifting capacities. All lift capacities calculated and rated per ISO 10567:2007. Rated loads do not exceed 87% of hydraulic lift capacity or 75% of tipping load. Heavy Lift Function ON. Lifting capacities are based on the machine standing on a firm uniform supporting surface. The load point is the center line of the bucket pivot mounting pin on the stick. Lift capacity is calculated with VA cylinder completely extracted. The use of a work tool attachment point to handle/lift objects, could affect the machine lift performance.

Always refer to the appropriate Operation and Maintenance Manual for specific product information.

# M322 Wheeled Excavator Specifications

## Lift Capacities – Variable Adjustable Boom, 9'6" Stick

All values are in lb, work tool: none, bucket cylinder and bucket linkage installed, counterweight: 10,362 lb, heavy lift function on.

		Load at maximum reach (sticknose/bucket pin)			Load over front			Load over rear			Load over side			Load point height					
	Undercarriage configuration	10 ft			15 ft			20 ft			25 ft								
																	ft		
30 ft	Free on wheels																*9,500	*9,500	*9,500
	Front empty – rear dozer – stabilized																*9,500	*9,500	*9,500
	Front stabilizer – rear stabilizer – stabilized																*9,500	*9,500	*9,500
	Free on wheels – wide axles																*9,500	*9,500	*9,500
25 ft	Free on wheels							*9,700	*9,700	9,600							*7,000	*7,000	*7,000
	Front empty – rear dozer – stabilized							*9,700	*9,700	*9,700							*7,000	*7,000	*7,000
	Front stabilizer – rear stabilizer – stabilized							*9,700	*9,700	*9,700							*7,000	*7,000	*7,000
	Free on wheels – wide axles							*9,700	*9,700	*9,700							*7,000	*7,000	*7,000
20 ft	Free on wheels							*13,700	11,600	9,800							*6,100	*6,100	*6,100
	Front empty – rear dozer – stabilized							*13,700	*13,700	10,800							*6,100	*6,100	*6,100
	Front stabilizer – rear stabilizer – stabilized							*13,700	*13,700	*13,700							*6,100	*6,100	*6,100
	Free on wheels – wide axles							*13,700	*13,700	*13,700							*6,100	*6,100	*6,100
15 ft	Free on wheels				*16,900	*16,900	14,900	13,900	11,200	9,400	9,600	7,700	6,400				*5,700	*5,700	5,600
	Front empty – rear dozer – stabilized				*16,900	*16,900	16,400	13,800	*14,600	10,400	9,600	*12,000	7,100				*5,700	*5,700	*5,700
	Front stabilizer – rear stabilizer – stabilized				*16,900	*16,900	*16,900	*14,600	*14,600	*14,600	*12,000	*12,000	10,700				*5,700	*5,700	*5,700
	Free on wheels – wide axles				*16,900	*16,900	*16,900	*14,600	*14,600	*14,600	*12,000	*12,000	*12,000				*5,700	*5,700	*5,700
10 ft	Free on wheels				20,600	16,400	13,500	13,200	10,500	8,800	9,300	7,400	6,200				*5,700	*5,700	5,000
	Front empty – rear dozer – stabilized				20,500	*21,200	15,000	13,200	*15,600	9,800	9,300	*12,400	6,900				*5,700	*5,700	5,600
	Front stabilizer – rear stabilizer – stabilized				*21,200	*21,200	*21,200	*15,600	*15,600	14,800	*12,400	*12,400	10,400				*5,700	*5,700	*5,700
	Free on wheels – wide axles				*21,200	*21,200	*21,200	*15,600	*15,600	*15,600	*12,400	*12,400	*12,400				*5,700	*5,700	*5,700
5 ft	Free on wheels				19,100	14,900	12,100	12,500	9,900	8,200	9,000	7,100	5,900				*5,900	5,800	4,800
	Front empty – rear dozer – stabilized				19,000	*24,200	13,600	12,500	*16,900	9,100	9,000	*13,000	6,600				*5,900	*5,900	5,400
	Front stabilizer – rear stabilizer – stabilized				*24,200	*24,200	21,700	*16,900	*16,900	14,100	*13,000	*13,000	10,100				*5,900	*5,900	*5,900
	Free on wheels – wide axles				*24,200	*24,200	*24,200	*16,900	*16,900	*16,900	*13,000	*13,000	12,000				*5,900	*5,900	*5,900
0 ft	Free on wheels				18,300	14,100	11,400	12,000	9,400	7,700	8,800	6,800	5,700				*6,300	5,900	4,900
	Front empty – rear dozer – stabilized				18,200	*24,900	12,900	12,000	*18,000	8,700	8,700	*13,700	6,300				*6,300	*6,300	5,500
	Front stabilizer – rear stabilizer – stabilized				*24,900	*24,900	20,900	*18,000	*18,000	13,600	*13,700	*13,700	9,800				*6,300	*6,300	*6,300
	Free on wheels – wide axles				*24,900	*24,900	*24,900	*18,000	*18,000	16,400	*13,700	*13,700	11,800				*6,300	*6,300	*6,300
-5 ft	Free on wheels	*21,600	*21,600	20,700	18,000	13,900	11,200	11,800	9,200	7,500	8,700	6,800	5,600				*7,200	6,400	5,300
	Front empty – rear dozer – stabilized	*21,600	*21,600	*21,600	18,000	*23,200	12,600	11,800	*17,100	8,500	8,700	*12,500	6,300				*7,200	*7,200	5,900
	Front stabilizer – rear stabilizer – stabilized	*21,600	*21,600	*21,600	*23,200	*23,200	20,600	*17,100	*17,100	13,300	*12,500	*12,500	9,800				*7,200	*7,200	*7,200
	Free on wheels – wide axles	*21,600	*21,600	*21,600	*23,200	*23,200	*23,200	*17,100	*17,100	16,200	*12,500	*12,500	11,700				*7,200	*7,200	*7,200
-10 ft	Free on wheels				18,200	14,100	11,300	11,900	9,300	7,600									
	Front empty – rear dozer – stabilized				18,100	*19,300	12,800	11,900	*14,100	8,500									
	Front stabilizer – rear stabilizer – stabilized				*19,300	*19,300	*19,300	*14,100	*14,100	13,400									
	Free on wheels – wide axles				*19,300	*19,300	*19,300	*14,100	*14,100	*14,100									

\*Limited by hydraulic rather than tipping load.

Oscillating axle needs to be locked. Weight of all lifting accessories must be subtracted from the lifting capacities. All lift capacities calculated and rated per ISO 10567:2007. Rated loads do not exceed 87% of hydraulic lift capacity or 75% of tipping load. Heavy Lift Function ON. Lifting capacities are based on the machine standing on a firm uniform supporting surface. The load point is the center line of the bucket pivot mounting pin on the stick. Lift capacity is calculated with VA cylinder completely extracted. The use of a work tool attachment point to handle/lift objects, could affect the machine lift performance.

Always refer to the appropriate Operation and Maintenance Manual for specific product information.

# M322 Wheeled Excavator Specifications

## Bucket Specifications and Compatibility – Europe

Contact your Cat dealer for special bucket requirements.

	Width		Capacity		Weight		Fill %	Free on Wheels	Rear Dozer Lowered	Stabilizer and Dozer Lowered	Fully Stabilized	Free on Wheels	Rear Dozer Lowered	Stabilizer and Dozer Lowered	Fully Stabilized	
	mm	in	m <sup>3</sup>	yd <sup>3</sup>	kg	lb										
<b>Pin-On (No Quick Coupler)</b>								<b>4700 kg (10,362 lb) Counterweight</b>				<b>4700 kg (10,362 lb) Counterweight</b>				
								<b>Variable Angle Boom</b>				<b>Variable Angle Boom</b>				
								<b>R2.5 (8'2") Stick</b>				<b>R2.9 (9'6") Stick</b>				
								General Duty – GD	1200	48	1.19	1.56	771	1,700	100	○
Ditch Cleaning Tilt – DCT	2000	79	1.23	1.61	1142	2,518	100	◇	○	●	●	X	◇	●	●	
Maximum load with pin-on (payload + bucket)								kg	2368	2690	4218	5263	2128	2429	3858	4827
								lb	5,221	5,930	9,299	11,603	4,692	5,356	8,504	10,641
<b>Pin-On (No Quick Coupler) (continued)</b>								<b>3500 kg (7,716 lb) Counterweight</b>				<b>3500 kg (7,716 lb) Counterweight</b>				
								<b>Variable Angle Boom</b>				<b>Variable Angle Boom</b>				
								<b>R2.5 (8'2") Stick</b>				<b>R2.9 (9'6") Stick</b>				
								General Duty – GD	1200	48	1.19	1.56	771	1,700	100	◇
Ditch Cleaning Tilt – DCT	2000	79	1.23	1.61	1142	2,518	100	X	X	●	●	X	X	⊙	●	
Maximum load with pin-on (payload + bucket)								kg	1872	2172	3608	4586	1659	1940	3284	4192
								lb	4,127	4,788	7,954	10,110	3,658	4,278	7,239	9,241

**Maximum Material Density:**

- 2100 kg/m<sup>3</sup> (3,500 lb/yd<sup>3</sup>)
- ⊙ 1800 kg/m<sup>3</sup> (3,000 lb/yd<sup>3</sup>)
- ⊖ 1500 kg/m<sup>3</sup> (2,500 lb/yd<sup>3</sup>)
- 1200 kg/m<sup>3</sup> (2,000 lb/yd<sup>3</sup>)
- ◇ 900 kg/m<sup>3</sup> (1,500 lb/yd<sup>3</sup>)
- X Not Recommended

The above loads are in compliance with hydraulic excavator standard EN474-5:2006+A3:2013, they do not exceed 87% of hydraulic lifting capacity or 75% of tipping capacity with front linkage fully extended at ground line with bucket curled. Capacity based on ISO 7451.

Bucket weight with General Duty tips.

Caterpillar recommends using appropriate work tools to maximize the value customers receive from our products. Use of work tools, including buckets, which are outside of Caterpillar's recommendations or specifications for weight, dimensions, flows, pressures, etc. may result in less-than-optimal performance, including but not limited to reductions in production, stability, reliability, and component durability. Improper use of a work tool resulting in sweeping, prying, twisting and/or catching of heavy loads will reduce the life of the boom and stick.

(continued on next page)

# M322 Wheeled Excavator Specifications

## Bucket Specifications and Compatibility – Europe (continued)

Contact your Cat dealer for special bucket requirements.

	Width		Capacity		Weight		Fill %	Free on Wheels	Rear Dozer Lowered	Stabilizer and Dozer Lowered	Fully Stabilized	Free on Wheels	Rear Dozer Lowered	Stabilizer and Dozer Lowered	Fully Stabilized	
	mm	in	m <sup>3</sup>	yd <sup>3</sup>	kg	lb										
<b>With Pin Grabber Coupler</b>								<b>4700 kg (10,362 lb) Counterweight</b>				<b>4700 kg (10,362 lb) Counterweight</b>				
								<b>Variable Angle Boom</b>				<b>Variable Angle Boom</b>				
								<b>R2.5 (8'2") Stick</b>				<b>R2.9 (9'6") Stick</b>				
								General Duty – GD	1200	48	1.19	1.56	771	1,700	100	◇
Ditch Cleaning Tilt – DCT	2000	79	1.23	1.61	1142	2,518	100	X	◇	●	●	X	X	⊕	●	
Maximum load with coupler (payload + bucket)								kg	1947	2268	3796	4841	1707	2008	3436	4405
								lb	4,292	5,001	8,370	10,673	3,763	4,426	7,575	9,711
<b>With Pin Grabber Coupler (continued)</b>								<b>3500 kg (7,716 lb) Counterweight</b>				<b>3500 kg (7,716 lb) Counterweight</b>				
								<b>Variable Angle Boom</b>				<b>Variable Angle Boom</b>				
								<b>R2.5 (8'2") Stick</b>				<b>R2.9 (9'6") Stick</b>				
								General Duty – GD	1200	48	1.19	1.56	771	1,700	100	X
Ditch Cleaning Tilt – DCT	2000	79	1.23	1.61	1142	2,518	100	X	X	⊖	●	X	X	○	●	
Maximum load with coupler (payload + bucket)								kg	1450	1750	3186	4164	1238	1519	2862	3770
								lb	3,197	3,858	7,024	9,181	2,729	3,348	6,310	8,311

**Maximum Material Density:**

- 2100 kg/m<sup>3</sup> (3,500 lb/yd<sup>3</sup>)
- ⊕ 1800 kg/m<sup>3</sup> (3,000 lb/yd<sup>3</sup>)
- ⊖ 1500 kg/m<sup>3</sup> (2,500 lb/yd<sup>3</sup>)
- 1200 kg/m<sup>3</sup> (2,000 lb/yd<sup>3</sup>)
- ◇ 900 kg/m<sup>3</sup> (1,500 lb/yd<sup>3</sup>)
- X Not Recommended

The above loads are in compliance with hydraulic excavator standard EN474-5:2006+A3:2013, they do not exceed 87% of hydraulic lifting capacity or 75% of tipping capacity with front linkage fully extended at ground line with bucket curled.

Capacity based on ISO 7451.

Bucket weight with General Duty tips.

Caterpillar recommends using appropriate work tools to maximize the value customers receive from our products. Use of work tools, including buckets, which are outside of Caterpillar's recommendations or specifications for weight, dimensions, flows, pressures, etc. may result in less-than-optimal performance, including but not limited to reductions in production, stability, reliability, and component durability. Improper use of a work tool resulting in sweeping, prying, twisting and/or catching of heavy loads will reduce the life of the boom and stick.

(continued on next page)

# M322 Wheeled Excavator Specifications

## Bucket Specifications and Compatibility – Europe (continued)

Contact your Cat dealer for special bucket requirements.

	Width		Capacity		Weight		Fill %	Free on Wheels	Rear Dozer Lowered	Stabilizer and Dozer Lowered	Fully Stabilized	Free on Wheels	Rear Dozer Lowered	Stabilizer and Dozer Lowered	Fully Stabilized	
	mm	in	m <sup>3</sup>	yd <sup>3</sup>	kg	lb										
								4700 kg (10,362 lb) Counterweight				4700 kg (10,362 lb) Counterweight				
								Variable Angle Boom				Variable Angle Boom				
								R2.5 (8'2") Stick				R2.9 (9'6") Stick				
<b>With CW-30 Coupler</b>																
General Duty – GD	900	36	0.81	1.06	664	1,463	100	⊙	●	●	●	⊖	⊙	●	●	
	1050	42	1.00	1.31	806	1,776	100	○	⊖	●	●	◇	○	●	●	
	1200	48	1.19	1.56	781	1,721	100	◇	○	●	●	◇	○	●	●	
	1300	51	1.30	1.70	813	1,791	100	◇	○	●	●	X	◇	●	●	
General Duty – Leveling Edge – GD-LE	650	26	0.60	0.78	494	1,089	100	●	●	●	●	●	●	●	●	
	800	31	0.68	0.89	651	1,435	100	●	●	●	●	⊙	●	●	●	
	1000	39	0.92	1.20	743	1,638	100	⊖	⊙	●	●	○	⊖	●	●	
	1200	47	1.19	1.55	841	1,854	100	◇	○	●	●	◇	◇	●	●	
	1300	51	1.30	1.70	868	1,914	100	◇	○	●	●	X	◇	●	●	
	1400	55	1.43	1.87	920	2,028	100	X	◇	●	●	X	◇	⊙	●	
Heavy Duty – HD	600	24	0.46	0.61	618	1,363	100	●	●	●	●	●	●	●	●	
	1200	48	1.19	1.56	886	1,953	100	◇	○	●	●	X	◇	●	●	
	1300	51	1.30	1.70	925	2,040	100	◇	○	●	●	X	◇	●	●	
Severe Duty Spade – SDS	1200	47	1.20	1.57	970	2,139	100	◇	○	●	●	X	◇	●	●	
	2100	83	1.29	1.69	792	1,746	100	◇	○	●	●	X	◇	●	●	
Ditch Cleaning Tilt – DCT	2000	79	1.23	1.61	1168	2,575	100	X	◇	●	●	X	X	⊙	●	
Maximum load with coupler (payload + bucket)								kg	2123	2445	3973	5018	1883	2184	3613	4582
								lb	4,681	5,390	8,759	11,062	4,152	4,816	7,964	10,101

### Maximum Material Density:

- 2100 kg/m<sup>3</sup> (3,500 lb/yd<sup>3</sup>)
- ⊙ 1800 kg/m<sup>3</sup> (3,000 lb/yd<sup>3</sup>)
- ⊖ 1500 kg/m<sup>3</sup> (2,500 lb/yd<sup>3</sup>)
- 1200 kg/m<sup>3</sup> (2,000 lb/yd<sup>3</sup>)
- ◇ 900 kg/m<sup>3</sup> (1,500 lb/yd<sup>3</sup>)
- X Not Recommended

The above loads are in compliance with hydraulic excavator standard EN474-5:2006+A3:2013, they do not exceed 87% of hydraulic lifting capacity or 75% of tipping capacity with front linkage fully extended at ground line with bucket curled.

Capacity based on ISO 7451.

Bucket weight with General Duty tips.

Caterpillar recommends using appropriate work tools to maximize the value customers receive from our products. Use of work tools, including buckets, which are outside of Caterpillar's recommendations or specifications for weight, dimensions, flows, pressures, etc. may result in less-than-optimal performance, including but not limited to reductions in production, stability, reliability, and component durability. Improper use of a work tool resulting in sweeping, prying, twisting and/or catching of heavy loads will reduce the life of the boom and stick.

(continued on next page)

# M322 Wheeled Excavator Specifications

## Bucket Specifications and Compatibility – Europe (continued)

Contact your Cat dealer for special bucket requirements.

	Width		Capacity		Weight		Fill %	Free on Wheels	Rear Dozer Lowered	Stabilizer and Dozer Lowered	Fully Stabilized	Free on Wheels	Rear Dozer Lowered	Stabilizer and Dozer Lowered	Fully Stabilized	
	mm	in	m <sup>3</sup>	yd <sup>3</sup>	kg	lb										
								3500 kg (7,716 lb) Counterweight				3500 kg (7,716 lb) Counterweight				
								Variable Angle Boom				Variable Angle Boom				
								R2.5 (8'2") Stick				R2.9 (9'6") Stick				
<b>With CW-30 Coupler (continued)</b>																
General Duty – GD	900	36	0.81	1.06	664	1,463	100	○	⊖	●	●	◇	○	●	●	
	1050	42	1.00	1.31	806	1,776	100	X	◇	●	●	X	◇	●	●	
	1200	48	1.19	1.56	781	1,721	100	X	◇	●	●	X	X	⊙	●	
	1300	51	1.30	1.70	813	1,791	100	X	X	⊙	●	X	X	⊖	●	
General Duty – Leveling Edge – GD-LE	650	26	0.60	0.78	494	1,089	100	⊙	●	●	●	⊖	●	●	●	
	800	31	0.68	0.89	651	1,435	100	⊖	⊙	●	●	◇	⊖	●	●	
	1000	39	0.92	1.20	743	1,638	100	◇	○	●	●	X	◇	●	●	
	1200	47	1.19	1.55	841	1,854	100	X	◇	●	●	X	X	⊙	●	
	1300	51	1.30	1.70	868	1,914	100	X	X	⊙	●	X	X	⊖	●	
	1400	55	1.43	1.87	920	2,028	100	X	X	⊖	●	X	X	⊖	●	
Heavy Duty – HD	600	24	0.46	0.61	618	1,363	100	●	●	●	●	⊙	●	●	●	
	1200	48	1.19	1.56	886	1,953	100	X	◇	●	●	X	X	⊙	●	
	1300	51	1.30	1.70	925	2,040	100	X	X	⊙	●	X	X	⊖	●	
Severe Duty Spade – SDS	1200	47	1.20	1.57	970	2,139	100	X	X	⊙	●	X	X	⊙	●	
	2100	83	1.29	1.69	792	1,746	100	X	◇	⊙	●	X	X	⊙	●	
Ditch Cleaning Tilt – DCT	2000	79	1.23	1.61	1168	2,575	100	X	X	⊙	●	X	X	⊖	●	
Maximum load with coupler (payload + bucket)								kg	1627	1927	3363	4341	1414	1695	3039	3947
								lb	3,586	4,248	7,414	9,570	3,118	3,738	6,699	8,701

**Maximum Material Density:**

- 2100 kg/m<sup>3</sup> (3,500 lb/yd<sup>3</sup>)
- ⊙ 1800 kg/m<sup>3</sup> (3,000 lb/yd<sup>3</sup>)
- ⊖ 1500 kg/m<sup>3</sup> (2,500 lb/yd<sup>3</sup>)
- 1200 kg/m<sup>3</sup> (2,000 lb/yd<sup>3</sup>)
- ◇ 900 kg/m<sup>3</sup> (1,500 lb/yd<sup>3</sup>)
- X Not Recommended

The above loads are in compliance with hydraulic excavator standard EN474-5:2006+A3:2013, they do not exceed 87% of hydraulic lifting capacity or 75% of tipping capacity with front linkage fully extended at ground line with bucket curled.

Capacity based on ISO 7451.

Bucket weight with General Duty tips.

Caterpillar recommends using appropriate work tools to maximize the value customers receive from our products. Use of work tools, including buckets, which are outside of Caterpillar's recommendations or specifications for weight, dimensions, flows, pressures, etc. may result in less-than-optimal performance, including but not limited to reductions in production, stability, reliability, and component durability. Improper use of a work tool resulting in sweeping, prying, twisting and/or catching of heavy loads will reduce the life of the boom and stick.

(continued on next page)

# M322 Wheeled Excavator Specifications

## Bucket Specifications and Compatibility – Europe (continued)

Contact your Cat dealer for special bucket requirements.

	Width		Capacity		Weight		Fill %	Free on Wheels	Rear Dozer Lowered	Stabilizer and Dozer Lowered	Fully Stabilized	Free on Wheels	Rear Dozer Lowered	Stabilizer and Dozer Lowered	Fully Stabilized	
	mm	in	m <sup>3</sup>	yd <sup>3</sup>	kg	lb										
								4700 kg (10,362 lb) Counterweight				4700 kg (10,362 lb) Counterweight				
								Variable Angle Boom				Variable Angle Boom				
								R2.5 (8'2") Stick				R2.9 (9'6") Stick				
<b>With CW-30S Coupler</b>																
General Duty – GD	600	24	0.46	0.61	508	1,119	100	●	●	●	●	●	●	●	●	●
	750	30	0.64	0.84	592	1,305	100	●	●	●	●	●	●	●	●	●
	900	36	0.81	1.06	661	1,457	100	⊙	●	●	●	⊖	⊙	●	●	●
	1300	51	1.30	1.70	810	1,785	100	◇	○	●	●	X	◇	●	●	●
Heavy Duty – HD	1400	55	1.43	1.87	845	1,862	100	◇	◇	●	●	X	◇	⊙	●	●
	600	24	0.46	0.61	585	1,289	100	●	●	●	●	●	●	●	●	●
	1200	48	1.19	1.56	875	1,928	100	◇	○	●	●	◇	◇	●	●	●
	1300	52	1.30	1.70	931	2,052	100	◇	○	●	●	X	◇	●	●	●
Ditch Cleaning – DC	2000	78	1.22	1.60	815	1,797	100	◇	○	●	●	◇	○	●	●	●
	2200	87	1.36	1.78	880	1,940	100	◇	○	●	●	X	◇	●	●	●
Ditch Cleaning Tilt – DCT	2000	79	1.23	1.61	1142	2,518	100	X	◇	●	●	X	◇	●	●	●
Maximum load with coupler (payload + bucket)								kg	2146	2468	3996	5041	1906	2207	3636	4605
								lb	4,732	5,441	8,810	11,113	4,203	4,867	8,015	10,151

	Width		Capacity		Weight		Fill %	Free on Wheels	Rear Dozer Lowered	Stabilizer and Dozer Lowered	Fully Stabilized	Free on Wheels	Rear Dozer Lowered	Stabilizer and Dozer Lowered	Fully Stabilized	
	mm	in	m <sup>3</sup>	yd <sup>3</sup>	kg	lb										
								3500 kg (7,716 lb) Counterweight				3500 kg (7,716 lb) Counterweight				
								Variable Angle Boom				Variable Angle Boom				
								R2.5 (8'2") Stick				R2.9 (9'6") Stick				
<b>With CW-30S Coupler (continued)</b>																
General Duty – GD	600	24	0.46	0.61	508	1,119	100	●	●	●	●	●	●	●	●	●
	750	30	0.64	0.84	592	1,305	100	⊖	●	●	●	○	⊙	●	●	●
	900	36	0.81	1.06	661	1,457	100	○	⊖	●	●	◇	○	●	●	●
	1300	51	1.30	1.70	810	1,785	100	X	◇	⊙	●	X	X	⊙	●	●
Heavy Duty – HD	1400	55	1.43	1.87	845	1,862	100	X	X	⊙	●	X	X	⊖	●	●
	600	24	0.46	0.61	585	1,289	100	●	●	●	●	⊙	●	●	●	●
	1200	48	1.19	1.56	875	1,928	100	X	◇	●	●	X	X	⊙	●	●
	1300	52	1.30	1.70	931	2,052	100	X	X	⊙	●	X	X	⊖	●	●
Ditch Cleaning – DC	2000	78	1.22	1.60	815	1,797	100	X	◇	●	●	X	X	⊙	●	●
	2200	87	1.36	1.78	880	1,940	100	X	X	⊙	●	X	X	⊖	●	●
Ditch Cleaning Tilt – DCT	2000	79	1.23	1.61	1142	2,518	100	X	X	⊙	●	X	X	⊖	●	●
Maximum load with coupler (payload + bucket)								kg	1650	1950	3386	4364	1437	1718	3062	3970
								lb	3,637	4,298	7,464	9,621	3,169	3,789	6,750	8,751

### Maximum Material Density:

- 2100 kg/m<sup>3</sup> (3,500 lb/yd<sup>3</sup>)
- ⊙ 1800 kg/m<sup>3</sup> (3,000 lb/yd<sup>3</sup>)
- ⊖ 1500 kg/m<sup>3</sup> (2,500 lb/yd<sup>3</sup>)
- 1200 kg/m<sup>3</sup> (2,000 lb/yd<sup>3</sup>)
- ◇ 900 kg/m<sup>3</sup> (1,500 lb/yd<sup>3</sup>)
- X Not Recommended

The above loads are in compliance with hydraulic excavator standard EN474-5:2006+A3:2013, they do not exceed 87% of hydraulic lifting capacity or 75% of tipping capacity with front linkage fully extended at ground line with bucket curled.

Capacity based on ISO 7451.

Bucket weight with General Duty tips.

Caterpillar recommends using appropriate work tools to maximize the value customers receive from our products. Use of work tools, including buckets, which are outside of Caterpillar's recommendations or specifications for weight, dimensions, flows, pressures, etc. may result in less-than-optimal performance, including but not limited to reductions in production, stability, reliability, and component durability. Improper use of a work tool resulting in sweeping, prying, twisting and/or catching of heavy loads will reduce the life of the boom and stick.

(continued on next page)

# M322 Wheeled Excavator Specifications

## Bucket Specifications and Compatibility – Europe (continued)

Contact your Cat dealer for special bucket requirements.

	Width		Capacity		Weight		Fill	Free on Wheels	Rear Dozer Lowered	Stabilizer and Dozer Lowered	Fully Stabilized	Free on Wheels	Rear Dozer Lowered	Stabilizer and Dozer Lowered	Fully Stabilized	
	mm	in	m <sup>3</sup>	yd <sup>3</sup>	kg	lb										%
<b>No Machine Coupler, TRS18 CW30</b>								4700 kg (10,362 lb) Counterweight				4700 kg (10,362 lb) Counterweight				
								Variable Angle Boom				Variable Angle Boom				
								R2.5 (8'2") Stick				R2.9 (9'6") Stick				
								Grading – General Duty – GR-GD	1800	71	1.10	1.44	785	1,731	100	X
Trenching – General Duty – TR-GD	660	26	0.55	0.72	506	1,116	100	●	●	●	●	⊖	●	●	●	
Maximum load with coupler (payload + bucket)								kg	1609	1931	3459	4504	1369	1670	3099	4068
								lb	3,548	4,257	7,626	9,929	3,019	3,683	6,831	8,967
<b>No Machine Coupler, TRS18 CW30 (continued)</b>								3500 kg (7,716 lb) Counterweight				3500 kg (7,716 lb) Counterweight				
								Variable Angle Boom				Variable Angle Boom				
								R2.5 (8'2") Stick				R2.9 (9'6") Stick				
								Grading – General Duty – GR-GD	1800	71	1.10	1.44	785	1,731	100	X
Trenching – General Duty – TR-GD	660	26	0.55	0.72	506	1,116	100	◇	⊖	●	●	X	○	●	●	
Maximum load with coupler (payload + bucket)								kg	1113	1413	2849	3827	900	1181	2525	3433
								lb	2,453	3,115	6,281	8,437	1,985	2,605	5,566	7,567

**Maximum Material Density:**

- 2100 kg/m<sup>3</sup> (3,500 lb/yd<sup>3</sup>)
- ⊙ 1800 kg/m<sup>3</sup> (3,000 lb/yd<sup>3</sup>)
- ⊖ 1500 kg/m<sup>3</sup> (2,500 lb/yd<sup>3</sup>)
- 1200 kg/m<sup>3</sup> (2,000 lb/yd<sup>3</sup>)
- ◇ 900 kg/m<sup>3</sup> (1,500 lb/yd<sup>3</sup>)
- X Not Recommended

The above loads are in compliance with hydraulic excavator standard EN474-5:2006+A3:2013, they do not exceed 87% of hydraulic lifting capacity or 75% of tipping capacity with front linkage fully extended at ground line with bucket curled. Capacity based on ISO 7451.

Bucket weight with General Duty tips.

Caterpillar recommends using appropriate work tools to maximize the value customers receive from our products. Use of work tools, including buckets, which are outside of Caterpillar's recommendations or specifications for weight, dimensions, flows, pressures, etc. may result in less-than-optimal performance, including but not limited to reductions in production, stability, reliability, and component durability. Improper use of a work tool resulting in sweeping, prying, twisting and/or catching of heavy loads will reduce the life of the boom and stick.

(continued on next page)

# M322 Wheeled Excavator Specifications

## Bucket Specifications and Compatibility – Europe (continued)

Contact your Cat dealer for special bucket requirements.

	Width		Capacity		Weight		Fill %	Free on Wheels	Rear Dozer Lowered	Stabilizer and Dozer Lowered	Fully Stabilized	Free on Wheels	Rear Dozer Lowered	Stabilizer and Dozer Lowered	Fully Stabilized	
	mm	in	m <sup>3</sup>	yd <sup>3</sup>	kg	lb										
<b>No Machine Coupler, TRS18 CW30S</b>								<b>4700 kg (10,362 lb) Counterweight</b>				<b>4700 kg (10,362 lb) Counterweight</b>				
								<b>Variable Angle Boom</b>				<b>Variable Angle Boom</b>				
								<b>R2.5 (8'2") Stick</b>				<b>R2.9 (9'6") Stick</b>				
								Grading – General Duty – GR-GD	1800	71	1.10	1.44	774	1,706	100	X
Trenching – General Duty – TR-GD	600	24	0.55	0.72	496	1,093	100	●	●	●	●	⊖	●	●	●	
Maximum load with coupler (payload + bucket)								kg	1655	1977	3505	4550	1415	1716	3145	4114
								lb	3,650	4,358	7,727	10,031	3,120	3,784	6,933	9,069
<b>No Machine Coupler, TRS18 CW30S (continued)</b>								<b>3500 kg (7,716 lb) Counterweight</b>				<b>3500 kg (7,716 lb) Counterweight</b>				
								<b>Variable Angle Boom</b>				<b>Variable Angle Boom</b>				
								<b>R2.5 (8'2") Stick</b>				<b>R2.9 (9'6") Stick</b>				
								Grading – General Duty – GR-GD	1800	71	1.10	1.44	774	1,706	100	X
Trenching – General Duty – TR-GD	600	24	0.55	0.72	496	1,093	100	○	⊙	●	●	X	○	●	●	
Maximum load with coupler (payload + bucket)								kg	1159	1459	2895	3873	946	1227	2571	3479
								lb	2,555	3,216	6,382	8,538	2,086	2,706	5,667	7,669

**Maximum Material Density:**

- 2100 kg/m<sup>3</sup> (3,500 lb/yd<sup>3</sup>)
- ⊙ 1800 kg/m<sup>3</sup> (3,000 lb/yd<sup>3</sup>)
- ⊖ 1500 kg/m<sup>3</sup> (2,500 lb/yd<sup>3</sup>)
- 1200 kg/m<sup>3</sup> (2,000 lb/yd<sup>3</sup>)
- ◇ 900 kg/m<sup>3</sup> (1,500 lb/yd<sup>3</sup>)
- X Not Recommended

The above loads are in compliance with hydraulic excavator standard EN474-5:2006+A3:2013, they do not exceed 87% of hydraulic lifting capacity or 75% of tipping capacity with front linkage fully extended at ground line with bucket curled. Capacity based on ISO 7451.

Bucket weight with General Duty tips.

Caterpillar recommends using appropriate work tools to maximize the value customers receive from our products. Use of work tools, including buckets, which are outside of Caterpillar's recommendations or specifications for weight, dimensions, flows, pressures, etc. may result in less-than-optimal performance, including but not limited to reductions in production, stability, reliability, and component durability. Improper use of a work tool resulting in sweeping, prying, twisting and/or catching of heavy loads will reduce the life of the boom and stick.

(continued on next page)

# M322 Wheeled Excavator Specifications

## Bucket Specifications and Compatibility – Europe (continued)

Contact your Cat dealer for special bucket requirements.

	Width		Capacity		Weight		Fill	Free on Wheels	Rear Dozer Lowered	Stabilizer and Dozer Lowered	Fully Stabilized	Free on Wheels	Rear Dozer Lowered	Stabilizer and Dozer Lowered	Fully Stabilized	
	mm	in	m <sup>3</sup>	yd <sup>3</sup>	kg	lb										%
								<b>4700 kg (10,362 lb) Counterweight</b>				<b>4700 kg (10,362 lb) Counterweight</b>				
								<b>Variable Angle Boom</b>				<b>Variable Angle Boom</b>				
								<b>R2.5 (8'2") Stick</b>				<b>R2.9 (9'6") Stick</b>				
<b>CW30, TRS18 CW30</b>								X	X	●	●	X	X	⊙	●	
Grading – General Duty – GR-GD	1800	71	1.10	1.44	785	1,731	100	⊖	●	●	●	○	⊙	●	●	
Trenching – General Duty – TR-GD	660	26	0.55	0.72	506	1,116	100									
Maximum load with coupler (payload + bucket)								kg	1397	1719	3247	4292	1157	1458	2887	3856
								lb	3,081	3,790	7,159	9,462	2,552	3,215	6,364	8,500
								<b>3500 kg (7,716 lb) Counterweight</b>				<b>3500 kg (7,716 lb) Counterweight</b>				
								<b>Variable Angle Boom</b>				<b>Variable Angle Boom</b>				
								<b>R2.5 (8'2") Stick</b>				<b>R2.9 (9'6") Stick</b>				
<b>CW30, TRS18 CW30 (continued)</b>								X	X	⊖	●	X	X	○	●	
Grading – General Duty – GR-GD	1800	71	1.10	1.44	785	1,731	100	X	○	●	●	X	X	●	●	
Trenching – General Duty – TR-GD	660	26	0.55	0.72	506	1,116	100									
Maximum load with coupler (payload + bucket)								kg	901	1201	2637	3615	688	969	2313	3221
								lb	1,986	2,647	5,813	7,970	1,517	2,137	5,098	7,100

The above loads are in compliance with hydraulic excavator standard EN474-5:2006+A3:2013, they do not exceed 87% of hydraulic lifting capacity or 75% of tipping capacity with front linkage fully extended at ground line with bucket curled.

Capacity based on ISO 7451.

Bucket weight with General Duty tips.

Caterpillar recommends using appropriate work tools to maximize the value customers receive from our products. Use of work tools, including buckets, which are outside of Caterpillar's recommendations or specifications for weight, dimensions, flows, pressures, etc. may result in less-than-optimal performance, including but not limited to reductions in production, stability, reliability, and component durability. Improper use of a work tool resulting in sweeping, prying, twisting and/or catching of heavy loads will reduce the life of the boom and stick.

**Maximum Material Density:**

- 2100 kg/m<sup>3</sup> (3,500 lb/yd<sup>3</sup>)
- ⊙ 1800 kg/m<sup>3</sup> (3,000 lb/yd<sup>3</sup>)
- ⊖ 1500 kg/m<sup>3</sup> (2,500 lb/yd<sup>3</sup>)
- 1200 kg/m<sup>3</sup> (2,000 lb/yd<sup>3</sup>)
- X Not Recommended

(continued on next page)

# M322 Wheeled Excavator Specifications

## Bucket Specifications and Compatibility – Europe (continued)

Contact your Cat dealer for special bucket requirements.

	Width		Capacity		Weight		Fill %	Free on Wheels	Rear Dozer Lowered	Stabilizer and Dozer Lowered	Fully Stabilized	Free on Wheels	Rear Dozer Lowered	Stabilizer and Dozer Lowered	Fully Stabilized	
	mm	in	m <sup>3</sup>	yd <sup>3</sup>	kg	lb										
								<b>4700 kg (10,362 lb) Counterweight</b>				<b>4700 kg (10,362 lb) Counterweight</b>				
								<b>Variable Angle Boom</b>				<b>Variable Angle Boom</b>				
								<b>R2.5 (8'2") Stick</b>				<b>R2.9 (9'6") Stick</b>				
<b>CW30S, TRS18 CW30S</b>								X	◇	●	●	X	X	⊕	●	
Grading – General Duty – GR-GD	1800	71	1.10	1.44	774	1,706	100	⊕	●	●	●	○	⊕	●	●	
Trenching – General Duty – TR-GD	600	24	0.55	0.72	496	1,093	100	1464	1786	3314	4359	1224	1525	2954	3923	
Maximum load with coupler (payload + bucket)								kg	1464	1786	3314	4359	1224	1525	2954	3923
								lb	3,228	3,937	7,306	9,610	2,699	3,363	6,511	8,648
								<b>3500 kg (7,716 lb) Counterweight</b>				<b>3500 kg (7,716 lb) Counterweight</b>				
								<b>Variable Angle Boom</b>				<b>Variable Angle Boom</b>				
								<b>R2.5 (8'2") Stick</b>				<b>R2.9 (9'6") Stick</b>				
<b>CW30S, TRS18 CW30S (continued)</b>								X	X	⊕	●	X	X	⊖	●	
Grading – General Duty – GR-GD	1800	71	1.10	1.44	774	1,706	100	◇	○	●	●	X	◇	●	●	
Trenching – General Duty – TR-GD	600	24	0.55	0.72	496	1,093	100	968	1268	2704	3682	755	1036	2380	3288	
Maximum load with coupler (payload + bucket)								kg	968	1268	2704	3682	755	1036	2380	3288
								lb	2,134	2,795	5,961	8,117	1,665	2,285	5,246	7,248

**Maximum Material Density:**

- 2100 kg/m<sup>3</sup> (3,500 lb/yd<sup>3</sup>)
- ⊕ 1800 kg/m<sup>3</sup> (3,000 lb/yd<sup>3</sup>)
- ⊖ 1500 kg/m<sup>3</sup> (2,500 lb/yd<sup>3</sup>)
- 1200 kg/m<sup>3</sup> (2,000 lb/yd<sup>3</sup>)
- ◇ 900 kg/m<sup>3</sup> (1,500 lb/yd<sup>3</sup>)
- X Not Recommended

The above loads are in compliance with hydraulic excavator standard EN474-5:2006+A3:2013, they do not exceed 87% of hydraulic lifting capacity or 75% of tipping capacity with front linkage fully extended at ground line with bucket curled. Capacity based on ISO 7451.

Bucket weight with General Duty tips.

Caterpillar recommends using appropriate work tools to maximize the value customers receive from our products. Use of work tools, including buckets, which are outside of Caterpillar's recommendations or specifications for weight, dimensions, flows, pressures, etc. may result in less-than-optimal performance, including but not limited to reductions in production, stability, reliability, and component durability. Improper use of a work tool resulting in sweeping, prying, twisting and/or catching of heavy loads will reduce the life of the boom and stick.

(continued on next page)

# M322 Wheeled Excavator Specifications

## Bucket Specifications and Compatibility – Europe (continued)

Contact your Cat dealer for special bucket requirements.

	Width		Capacity		Weight		Fill %	Free on Wheels	Rear Dozer Lowered	Stabilizer and Dozer Lowered	Fully Stabilized	Free on Wheels	Rear Dozer Lowered	Stabilizer and Dozer Lowered	Fully Stabilized	
	mm	in	m <sup>3</sup>	yd <sup>3</sup>	kg	lb										
								<b>4700 kg (10,362 lb) Counterweight</b>				<b>4700 kg (10,362 lb) Counterweight</b>				
								<b>Variable Angle Boom</b>				<b>Variable Angle Boom</b>				
								<b>R2.5 (8'2") Stick</b>				<b>R2.9 (9'6") Stick</b>				
<b>S70, TRS14 S70</b>								X	◇	●	●	X	X	●	●	
Grading – General Duty – GR-GD	1800	71	1.10	1.44	798	1,759	100	⊖	●	●	●	⊖	●	●	●	
Trenching – General Duty – TR-GD	600	24	0.55	0.72	516	1,138	100									
Maximum load with coupler (payload + bucket)								kg	1440	1974	3502	4547	1412	1713	3142	4111
								lb	3,176	4,352	7,721	10,024	3,114	3,778	6,926	9,062
								<b>3500 kg (7,716 lb) Counterweight</b>				<b>3500 kg (7,716 lb) Counterweight</b>				
								<b>Variable Angle Boom</b>				<b>Variable Angle Boom</b>				
								<b>R2.5 (8'2") Stick</b>				<b>R2.9 (9'6") Stick</b>				
<b>S70, TRS14 S70 (continued)</b>								X	X	⊙	●	X	X	⊖	●	
Grading – General Duty – GR-GD	1800	71	1.10	1.44	798	1,759	100	○	⊖	●	●	X	○	●	●	
Trenching – General Duty – TR-GD	600	24	0.55	0.72	516	1,138	100									
Maximum load with coupler (payload + bucket)								kg	1156	1456	2892	3870	943	1224	2568	3476
								lb	2,548	3,209	6,375	8,532	2,080	2,699	5,661	7,662

**Maximum Material Density:**

- 2100 kg/m<sup>3</sup> (3,500 lb/yd<sup>3</sup>)
- ⊙ 1800 kg/m<sup>3</sup> (3,000 lb/yd<sup>3</sup>)
- ⊖ 1500 kg/m<sup>3</sup> (2,500 lb/yd<sup>3</sup>)
- 1200 kg/m<sup>3</sup> (2,000 lb/yd<sup>3</sup>)
- ◇ 900 kg/m<sup>3</sup> (1,500 lb/yd<sup>3</sup>)
- X Not Recommended

The above loads are in compliance with hydraulic excavator standard EN474-5:2006+A3:2013, they do not exceed 87% of hydraulic lifting capacity or 75% of tipping capacity with front linkage fully extended at ground line with bucket curled. Capacity based on ISO 7451.

Bucket weight with General Duty tips.

Caterpillar recommends using appropriate work tools to maximize the value customers receive from our products. Use of work tools, including buckets, which are outside of Caterpillar's recommendations or specifications for weight, dimensions, flows, pressures, etc. may result in less-than-optimal performance, including but not limited to reductions in production, stability, reliability, and component durability. Improper use of a work tool resulting in sweeping, prying, twisting and/or catching of heavy loads will reduce the life of the boom and stick.

# M322 Wheeled Excavator Specifications

## Bucket Specifications and Compatibility – North America

Contact your Cat dealer for special bucket requirements.

	Width		Capacity		Weight		Fill	Free on Wheels	Rear Dozer Lowered	Stabilizer and Dozer Lowered	Fully Stabilized	
	mm	in	m <sup>3</sup>	yd <sup>3</sup>	kg	lb						%
								<b>4700 kg (10,362 lb) Counterweight</b>				
								<b>Variable Angle Boom</b>				
								<b>R2.9 (9'6") Stick</b>				
<b>Pin-On (No Quick Coupler)</b>												
General Duty – GD	600	24	0.55	0.72	620	1,366	100	●	●	●	●	
	750	30	0.75	0.98	717	1,580	100	⊙	●	●	●	
	900	36	0.95	1.24	793	1,747	100	○	⊙	●	●	
	1050	42	1.16	1.52	848	1,869	100	◇	○	●	●	
	1200	48	1.38	1.80	924	2,038	100	◇	◇	●	●	
Heavy Duty – HD	600	24	0.46	0.60	647	1,426	100	●	●	●	●	
	750	30	0.64	0.84	752	1,658	100	●	●	●	●	
	900	36	0.81	1.06	835	1,841	100	⊖	⊙	●	●	
	1050	42	1.00	1.31	892	1,967	100	○	⊖	●	●	
	1200	48	1.19	1.56	975	2,150	100	◇	○	●	●	
Heavy Duty – Pin Grabber Performance – HD-PGP	600	24	0.44	0.57	682	1,503	100	●	●	●	●	
	750	30	0.60	0.79	787	1,735	100	●	●	●	●	
	900	36	0.76	1.00	876	1,931	100	⊖	●	●	●	
	1050	42	0.93	1.22	940	2,072	100	○	⊖	●	●	
	1200	48	1.11	1.45	1031	2,272	100	◇	○	●	●	
Severe Duty – SD	600	24	0.46	0.61	683	1,506	90	●	●	●	●	
	750	30	0.64	0.84	795	1,753	90	●	●	●	●	
	900	36	0.81	1.06	885	1,950	90	⊖	●	●	●	
	1050	42	1.00	1.31	948	2,091	90	○	⊖	●	●	
	1200	48	1.19	1.56	1038	2,289	90	◇	○	●	●	
Heavy Duty Performance – HDP	1200	48	0.96	1.26	898	1,980	100	○	⊖	●	●	
	600	24	1.14	1.49	983	2,167	100	◇	○	●	●	
Ditch Cleaning Tilt – DCT	1500	60	0.90	1.18	954	2,104	100	○	⊖	●	●	
	1800	72	1.11	1.45	1069	2,357	100	◇	○	●	●	
	1800	72	1.40	1.83	1110	2,448	100	X	◇	⊙	●	
	2000	79	1.23	1.61	1137	2,507	100	X	◇	●	●	
Maximum load with pin-on (payload + bucket)								kg	2128	2429	3858	4827
								lb	4,692	5,356	8,504	10,641

### Maximum Material Density:

- 2100 kg/m<sup>3</sup> (3,500 lb/yd<sup>3</sup>)
- ⊙ 1800 kg/m<sup>3</sup> (3,000 lb/yd<sup>3</sup>)
- ⊖ 1500 kg/m<sup>3</sup> (2,500 lb/yd<sup>3</sup>)
- 1200 kg/m<sup>3</sup> (2,000 lb/yd<sup>3</sup>)
- ◇ 900 kg/m<sup>3</sup> (1,500 lb/yd<sup>3</sup>)
- X Not Recommended

The above loads are in compliance with hydraulic excavator standard EN474-5:2006+A3:2013, they do not exceed 87% of hydraulic lifting capacity or 75% of tipping capacity with front linkage fully extended at ground line with bucket curled.

Capacity based on ISO 7451.

Bucket weight with General Duty tips.

Caterpillar recommends using appropriate work tools to maximize the value customers receive from our products. Use of work tools, including buckets, which are outside of Caterpillar's recommendations or specifications for weight, dimensions, flows, pressures, etc. may result in less-than-optimal performance, including but not limited to reductions in production, stability, reliability, and component durability. Improper use of a work tool resulting in sweeping, prying, twisting and/or catching of heavy loads will reduce the life of the boom and stick.

*(continued on next page)*

# M322 Wheeled Excavator Specifications

## Bucket Specifications and Compatibility – North America (continued)

Contact your Cat dealer for special bucket requirements.

	Width		Capacity		Weight		Fill	Free on Wheels	Rear Dozer Lowered	Stabilizer and Dozer Lowered	Fully Stabilized	
	mm	in	m <sup>3</sup>	yd <sup>3</sup>	kg	lb						%
								<b>4700 kg (10,362 lb) Counterweight</b>				
								<b>Variable Angle Boom</b>				
								<b>R2.9 (9'6") Stick</b>				
<b>With Pin Grabber Coupler</b>												
General Duty – GD	600	24	0.55	0.72	620	1,366	100	⊙	●	●	●	
	750	30	0.75	0.98	717	1,580	100	⊙	⊙	●	●	
	900	36	0.95	1.24	793	1,747	100	◇	○	●	●	
	1050	42	1.16	1.52	848	1,869	100	X	◇	●	●	
	1200	48	1.38	1.80	924	2,038	100	X	X	⊙	●	
Heavy Duty – HD	600	24	0.46	0.60	647	1,426	100	●	●	●	●	
	750	30	0.64	0.84	752	1,658	100	⊖	⊙	●	●	
	900	36	0.81	1.06	835	1,841	100	◇	⊖	●	●	
	1050	42	1.00	1.31	892	1,967	100	X	◇	●	●	
	1200	48	1.19	1.56	975	2,150	100	X	◇	●	●	
Heavy Duty – Pin Grabber Performance – HD-PGP	600	24	0.44	0.57	682	1,503	100	●	●	●	●	
	750	30	0.60	0.79	787	1,735	100	⊖	●	●	●	
	900	36	0.76	1.00	876	1,931	100	◇	⊖	●	●	
	1050	42	0.93	1.22	940	2,072	100	X	○	●	●	
	1200	48	1.11	1.45	1031	2,272	100	X	◇	●	●	
Severe Duty – SD	600	24	0.46	0.61	683	1,506	90	●	●	●	●	
	750	30	0.64	0.84	795	1,753	90	⊖	●	●	●	
	900	36	0.81	1.06	885	1,950	90	◇	⊖	●	●	
	1050	42	1.00	1.31	948	2,091	90	X	○	●	●	
	1200	48	1.19	1.56	1038	2,289	90	X	◇	●	●	
Heavy Duty Performance – HDP	1200	48	0.96	1.26	898	1,980	100	X	○	●	●	
	600	24	1.14	1.49	983	2,167	100	X	◇	●	●	
Ditch Cleaning Tilt – DCT	1500	60	0.90	1.18	954	2,104	100	X	○	●	●	
	1800	72	1.11	1.45	1069	2,357	100	X	X	●	●	
	1800	72	1.40	1.83	1110	2,448	100	X	X	⊖	●	
	2000	79	1.23	1.61	1137	2,507	100	X	X	⊙	●	
Maximum load with coupler (payload + bucket)								kg	1707	2008	3436	4405
								lb	3,763	4,426	7,575	9,711

### Maximum Material Density:

- 2100 kg/m<sup>3</sup> (3,500 lb/yd<sup>3</sup>)
- ⊙ 1800 kg/m<sup>3</sup> (3,000 lb/yd<sup>3</sup>)
- ⊖ 1500 kg/m<sup>3</sup> (2,500 lb/yd<sup>3</sup>)
- 1200 kg/m<sup>3</sup> (2,000 lb/yd<sup>3</sup>)
- ◇ 900 kg/m<sup>3</sup> (1,500 lb/yd<sup>3</sup>)
- X Not Recommended

The above loads are in compliance with hydraulic excavator standard EN474-5:2006+A3:2013, they do not exceed 87% of hydraulic lifting capacity or 75% of tipping capacity with front linkage fully extended at ground line with bucket curled.

Capacity based on ISO 7451.

Bucket weight with General Duty tips.

Caterpillar recommends using appropriate work tools to maximize the value customers receive from our products. Use of work tools, including buckets, which are outside of Caterpillar's recommendations or specifications for weight, dimensions, flows, pressures, etc. may result in less-than-optimal performance, including but not limited to reductions in production, stability, reliability, and component durability. Improper use of a work tool resulting in sweeping, prying, twisting and/or catching of heavy loads will reduce the life of the boom and stick.

# M322 Wheeled Excavator Specifications

## Attachments Offering Guide – Europe

Not all Attachments are available in all regions. Consult your Cat dealer for configurations available in your region.

Match

No Match

### PIN-ON ATTACHMENTS

Undercarriage		Front Blade; Rear Outriggers				Front Outriggers; Rear Blade			
		3500 kg (7,716 lb)		4700 kg (10,362 lb)		3500 kg (7,716 lb)		4700 kg (10,362 lb)	
Counterweight		Variable Adjustable		Variable Adjustable		Variable Adjustable		Variable Adjustable	
Boom Type		2.50 m (8'2")		2.90 m (9'6")		2.50 m (8'2")		2.90 m (9'6")	
Stick Length		2.50 m (8'2")		2.90 m (9'6")		2.50 m (8'2")		2.90 m (9'6")	
Hydraulic Hammers	H115 S	✓	✓	✓	✓	✓	✓	✓	✓
	H120 GC S	✓	✓	✓	✓	✓	✓	✓	✓
	H120 S	✓	✓	✓	✓	✓	✓	✓	✓
	H130 S	✓	✓	✓	✓	✓	✓	✓	✓
Multi-Processors	MP318 Concrete Cutter Jaw	✓		✓		✓		✓	
	MP318 Demolition Jaw	✓		✓		✓		✓	
	MP318 Pulverizer Jaw	✓		✓		✓		✓	
	MP318 Shear Jaw	✓		✓		✓		✓	
	MP318 Universal Jaw	✓		✓		✓		✓	
Demolition and Sorting Grapples	G317 GC	✓	✓	✓	✓	✓	✓	✓	✓
	G318	✓		✓		✓		✓	
	G318 WH-800	✓	✓	✓	✓	✓	✓	✓	✓
	G318 WH-1100	✓		✓		✓		✓	
Pulverizers	P218 Secondary Pulverizer	✓		✓		✓		✓	
	P318 Primary Pulverizer	✓		✓		✓		✓	
Compactors (Vibratory Plate)	CVP110	✓	✓	✓	✓	✓	✓	✓	✓

(continued on next page)

# M322 Wheeled Excavator Specifications

## Attachments Offering Guide – Europe (continued)

Not all attachments are available in all regions. Consult your Cat dealer for configurations available in your region.

1800 kg/m<sup>3</sup> (3000 lb/yd<sup>3</sup>)     
  1200 kg/m<sup>3</sup> (2000 lb/yd<sup>3</sup>)     
  600 kg/m<sup>3</sup> (1000 lb/yd<sup>3</sup>)     
  No Match

### PIN-ON ATTACHMENTS (continued)

Undercarriage		Front Blade; Rear Outriggers				Front Outriggers; Rear Blade			
		3500 kg (7,716 lb)		4700 kg (10,362 lb)		3500 kg (7,716 lb)		4700 kg (10,362 lb)	
Counterweight		Variable Adjustable		Variable Adjustable		Variable Adjustable		Variable Adjustable	
Boom Type		2.50 m (8'2")	2.90 m (9'6")	2.50 m (8'2")	2.90 m (9'6")	2.50 m (8'2")	2.90 m (9'6")	2.50 m (8'2")	2.90 m (9'6")
Stick Length		2.50 m (8'2")	2.90 m (9'6")	2.50 m (8'2")	2.90 m (9'6")	2.50 m (8'2")	2.90 m (9'6")	2.50 m (8'2")	2.90 m (9'6")
Orange Peel Grapples	GSH420-500	●	●	●	●	●	●	●	●
	GSH420-600	●	●	●	●	●	●	●	●
	GSH420-750	●	○	●	○	●	○	●	○
	GSH425-750	●		●		●		●	
	GSH425-950	○		○		○		○	
	GSH520-500	●	●	●	●	●	●	●	●
	GSH520-600	●	●	●	●	●	●	●	●
	GSH520-750	●	○	●	○	●	○	●	○
	GSH525-750	○		○		○		○	
	GSV420-400	●	●	●	●	●	●	●	●
	GSV420-500	●	●	●	●	●	●	●	●
	GSV420-600	●	●	●	●	●	●	●	●
	GSV420-750	●	○	●	○	●	○	●	○
	GSV420-1250	◇	◇	◇	◇	◇	◇	◇	◇
	GSV425-600	●	○	●	○	●	○	●	○
	GSV425-750	●	○	●	○	●	○	●	○
	GSV425-950	○		○		○		○	
	GSV425-1550	◇		◇		◇		◇	
	GSV520 GC-400	●	●	●	●	●	●	●	●
	GSV520 GC-500	●	●	●	●	●	●	●	●
	GSV520 GC-600	●	●	●	●	●	●	●	●
	GSV520 GC-750	●	○	●	○	●	○	●	○
	GSV520-400	●	●	●	●	●	●	●	●
	GSV520-500	●	●	●	●	●	●	●	●
	GSV520-600	●	●	●	●	●	●	●	●
	GSV520-750	●	○	●	○	●	○	●	○
	GSV525-600	●		●		●		●	
	GSV525-750	○		○		○		○	
	GSV525-950	○		○		○		○	
	Clamshell Grapples	CTV15-1000	○		○		○		○
CTV15-1200		○		○		○		○	

(continued on next page)

# M322 Wheeled Excavator Specifications

## Attachments Offering Guide – Europe (continued)

Not all Attachments are available in all regions. Consult your Cat dealer for configurations available in your region.

Match

\* Working range front only

No Match

### PIN-ON ATTACHMENTS (continued)

Undercarriage		Front and Rear Outriggers				Rear Blade			
		3500 kg (7,716 lb)		4700 kg (10,362 lb)		3500 kg (7,716 lb)		4700 kg (10,362 lb)	
Counterweight		Variable Adjustable		Variable Adjustable		Variable Adjustable		Variable Adjustable	
Boom Type		2.50 m (8'2")		2.90 m (9'6")		2.50 m (8'2")		2.90 m (9'6")	
Stick Length		2.50 m (8'2")		2.90 m (9'6")		2.50 m (8'2")		2.90 m (9'6")	
Hydraulic Hammers	H115 S	✓	✓	✓	✓	✓	✓	✓	✓
	H120 GC S	✓	✓	✓	✓	✓	✓	✓	✓
	H120 S	✓	✓	✓	✓	✓	✓	✓	✓
	H130 S	✓	✓	✓	✓	✓	✓*	✓	✓
Multi-Processors	MP318 Concrete Cutter Jaw	✓		✓				✓	
	MP318 Demolition Jaw	✓		✓				✓	
	MP318 Pulverizer Jaw	✓		✓				✓	
	MP318 Shear Jaw	✓		✓				✓	
	MP318 Universal Jaw	✓		✓				✓	
Demolition and Sorting Grapples	G317 GC	✓	✓	✓	✓	✓		✓	✓
	G318	✓		✓				✓	
	G318 WH-800	✓	✓	✓	✓	✓*		✓	✓
	G318 WH-1100	✓		✓				✓*	
Pulverizers	P218 Secondary Pulverizer	✓		✓				✓	
	P318 Primary Pulverizer	✓		✓				✓	
Compactors (Vibratory Plate)	CVP110	✓	✓	✓	✓	✓	✓	✓	✓

(continued on next page)

# M322 Wheeled Excavator Specifications

## Attachments Offering Guide – Europe (continued)

Not all attachments are available in all regions. Consult your Cat dealer for configurations available in your region.

1800 kg/m<sup>3</sup> (3000 lb/yd<sup>3</sup>)     
  1200 kg/m<sup>3</sup> (2000 lb/yd<sup>3</sup>)     
  600 kg/m<sup>3</sup> (1000 lb/yd<sup>3</sup>)     
  No Match

### PIN-ON ATTACHMENTS (continued)

Undercarriage		Front and Rear Outriggers				Rear Blade			
		3500 kg (7,716 lb)		4700 kg (10,362 lb)		3500 kg (7,716 lb)		4700 kg (10,362 lb)	
Counterweight		Variable Adjustable		Variable Adjustable		Variable Adjustable		Variable Adjustable	
Boom Type		2.50 m (8'2")	2.90 m (9'6")	2.50 m (8'2")	2.90 m (9'6")	2.50 m (8'2")	2.90 m (9'6")	2.50 m (8'2")	2.90 m (9'6")
Stick Length		2.50 m (8'2")	2.90 m (9'6")	2.50 m (8'2")	2.90 m (9'6")	2.50 m (8'2")	2.90 m (9'6")	2.50 m (8'2")	2.90 m (9'6")
Orange Peel Grapples	GSH420-500	●	●	●	●	●	○	●	●
	GSH420-600	●	●	●	●	○	○	●	●
	GSH420-750	●	○	●	○	○		●	○
	GSH425-750	●		●				○	
	GSH425-950	○		○					
	GSH520-500	●	●	●	●	○	○	●	●
	GSH520-600	●	●	●	●	○		●	○
	GSH520-750	●	○	●	○			○	○
	GSH525-750	○		○					
	GSV420-400	●	●	●	●	●	●	●	●
	GSV420-500	●	●	●	●	●	●	●	●
	GSV420-600	●	●	●	●	●	○	●	●
	GSV420-750	●	○	●	○	○		●	○
	GSV420-1250	◇	◇	◇	◇	◇	◇	◇	◇
	GSV425-600	●	○	●	○			●	○
	GSV425-750	●	○	●	○			○	
	GSV425-950	○		○					
	GSV425-1550	◇		◇					
	GSV520 GC-400	●	●	●	●	●	●	●	●
	GSV520 GC-500	●	●	●	●	●	○	●	●
	GSV520 GC-600	●	●	●	●	○	○	●	●
	GSV520 GC-750	●	○	●	○	○		●	○
	GSV520-400	●	●	●	●	●	●	●	●
	GSV520-500	●	●	●	●	●	○	●	●
	GSV520-600	●	●	●	●	○	○	●	●
	GSV520-750	●	○	●	○			○	○
	GSV525-600	●		●				○	
	GSV525-750	○		○					
GSV525-950	○		○						
Clamshell Grapples	CTV15-1000	○		○				○	
	CTV15-1200	○		○					

(continued on next page)

# M322 Wheeled Excavator Specifications

## Attachments Offering Guide – Europe (continued)

Not all Attachments are available in all regions. Consult your Cat dealer for configurations available in your region.

Match       \* Working range front only       No Match

### CAT PIN GRABBER COUPLER ATTACHMENTS

Undercarriage		Front Blade; Rear Outriggers				Front Outriggers; Rear Blade			
Counterweight		3500 kg (7,716 lb)		4700 kg (10,362 lb)		3500 kg (7,716 lb)		4700 kg (10,362 lb)	
Boom Type		Variable Adjustable		Variable Adjustable		Variable Adjustable		Variable Adjustable	
Stick Length		2.50 m (8'2")	2.90 m (9'6")	2.50 m (8'2")	2.90 m (9'6")	2.50 m (8'2")	2.90 m (9'6")	2.50 m (8'2")	2.90 m (9'6")
Hydraulic Hammers	H115 S	✓	✓	✓	✓	✓	✓	✓	✓
	H120 GC S	✓		✓		✓		✓	
	H120 S	✓	✓	✓	✓	✓	✓	✓	✓
	H130 S	✓		✓		✓		✓	
Demolition and Sorting Grapples	G317 GC	✓		✓		✓		✓	
Compactors (Vibratory Plate)	CVP110	✓	✓	✓	✓	✓	✓	✓	✓

### CAT PIN GRABBER COUPLER ATTACHMENTS (continued)

Undercarriage		Front and Rear Outriggers				Rear Blade			
Counterweight		3500 kg (7,716 lb)		4700 kg (10,362 lb)		3500 kg (7,716 lb)		4700 kg (10,362 lb)	
Boom Type		Variable Adjustable		Variable Adjustable		Variable Adjustable		Variable Adjustable	
Stick Length		2.50 m (8'2")	2.90 m (9'6")	2.50 m (8'2")	2.90 m (9'6")	2.50 m (8'2")	2.90 m (9'6")	2.50 m (8'2")	2.90 m (9'6")
Hydraulic Hammers	H115 S	✓	✓	✓	✓	✓	✓	✓	✓
	H120 GC S	✓		✓				✓	
	H120 S	✓	✓	✓	✓	✓*		✓	✓
	H130 S	✓		✓				✓	
Demolition and Sorting Grapples	G317 GC	✓		✓				✓	
Compactors (Vibratory Plate)	CVP110	✓	✓	✓	✓	✓	✓	✓	✓

(continued on next page)

# M322 Wheeled Excavator Specifications

## Attachments Offering Guide – Europe (continued)

Not all Attachments are available in all regions. Consult your Cat dealer for configurations available in your region.

Match

\* Working range front only

No Match

### CW-40s DEDICATED COUPLER ATTACHMENTS

Undercarriage		Front Blade; Rear Outriggers				Front Outriggers; Rear Blade			
Counterweight		3500 kg (7,716 lb)		4700 kg (10,362 lb)		3500 kg (7,716 lb)		4700 kg (10,362 lb)	
Boom Type		Variable Adjustable		Variable Adjustable		Variable Adjustable		Variable Adjustable	
Stick Length		2.50 m (8'2")	2.90 m (9'6")	2.50 m (8'2")	2.90 m (9'6")	2.50 m (8'2")	2.90 m (9'6")	2.50 m (8'2")	2.90 m (9'6")
Hydraulic Hammers	H115 S	✓	✓	✓	✓	✓	✓	✓	✓
	H120 GC S	✓	✓	✓	✓	✓	✓	✓	✓
	H120 S	✓	✓	✓	✓	✓	✓	✓	✓
	H130 S	✓		✓		✓		✓	
Multi-Processors	MP318 Concrete Cutter Jaw	✓		✓		✓		✓	
	MP318 Demolition Jaw	✓		✓		✓		✓	
	MP318 Shear Jaw	✓		✓		✓		✓	
Demolition and Sorting Grapples	G317 GC	✓	✓	✓	✓	✓	✓	✓	✓
	G318	✓		✓		✓		✓	
	G318 WH-800	✓		✓		✓		✓	
Compactors (Vibratory Plate)	CVP110	✓	✓	✓	✓	✓	✓	✓	✓

### CW-40s DEDICATED COUPLER ATTACHMENTS (continued)

Undercarriage		Front and Rear Outriggers				Rear Blade			
Counterweight		3500 kg (7,716 lb)		4700 kg (10,362 lb)		3500 kg (7,716 lb)		4700 kg (10,362 lb)	
Boom Type		Variable Adjustable		Variable Adjustable		Variable Adjustable		Variable Adjustable	
Stick Length		2.50 m (8'2")	2.90 m (9'6")	2.50 m (8'2")	2.90 m (9'6")	2.50 m (8'2")	2.90 m (9'6")	2.50 m (8'2")	2.90 m (9'6")
Hydraulic Hammers	H115 S	✓	✓	✓	✓	✓	✓	✓	✓
	H120 GC S	✓	✓	✓	✓	✓*		✓	✓
	H120 S	✓	✓	✓	✓	✓	✓*	✓	✓
	H130 S	✓		✓				✓	
Multi-Processors	MP318 Concrete Cutter Jaw	✓		✓				✓	
	MP318 Demolition Jaw	✓		✓				✓	
	MP318 Shear Jaw	✓		✓				✓	
Demolition and Sorting Grapples	G317 GC	✓	✓	✓	✓	✓*		✓	✓
	G318	✓		✓				✓	
	G318 WH-800	✓		✓				✓	
Compactors (Vibratory Plate)	CVP110	✓	✓	✓	✓	✓	✓	✓	✓

(continued on next page)

# M322 Wheeled Excavator Specifications

## Attachments Offering Guide – Europe (continued)

Not all Attachments are available in all regions. Consult your Cat dealer for configurations available in your region.

Match

\* Working range front only

No Match

### CW-40 DEDICATED COUPLER ATTACHMENTS

Undercarriage		Front Blade; Rear Outriggers				Front Outriggers; Rear Blade			
		3500 kg (7,716 lb)		4700 kg (10,362 lb)		3500 kg (7,716 lb)		4700 kg (10,362 lb)	
Counterweight		Variable Adjustable		Variable Adjustable		Variable Adjustable		Variable Adjustable	
Boom Type		2.50 m (8'2")		2.90 m (9'6")		2.50 m (8'2")		2.90 m (9'6")	
Stick Length		2.50 m (8'2")		2.90 m (9'6")		2.50 m (8'2")		2.90 m (9'6")	
Hydraulic Hammers	H115 S	✓	✓	✓	✓	✓	✓	✓	✓
	H120 GC S	✓	✓	✓	✓	✓	✓	✓	✓
	H120 S	✓	✓	✓	✓	✓	✓	✓	✓
	H130 S	✓		✓		✓		✓	
Multi-Processors	MP318 Concrete Cutter Jaw	✓		✓		✓		✓	
	MP318 Demolition Jaw	✓		✓		✓		✓	
	MP318 Shear Jaw	✓		✓		✓		✓	
Demolition and Sorting Grapples	G317 GC	✓		✓		✓		✓	
	G317 GC Fixed CAN	✓	✓	✓	✓	✓	✓	✓	✓
	G318	✓		✓		✓		✓	
	G318 Fixed CAN	✓		✓		✓		✓	
	G318 WH-800	✓		✓		✓		✓	
Compactors (Vibratory Plate)	CVP110	✓	✓	✓	✓	✓	✓	✓	✓

### CW-40 DEDICATED COUPLER ATTACHMENTS (continued)

Undercarriage		Front and Rear Outriggers				Rear Blade			
		3500 kg (7,716 lb)		4700 kg (10,362 lb)		3500 kg (7,716 lb)		4700 kg (10,362 lb)	
Counterweight		Variable Adjustable		Variable Adjustable		Variable Adjustable		Variable Adjustable	
Boom Type		2.50 m (8'2")		2.90 m (9'6")		2.50 m (8'2")		2.90 m (9'6")	
Stick Length		2.50 m (8'2")		2.90 m (9'6")		2.50 m (8'2")		2.90 m (9'6")	
Hydraulic Hammers	H115 S	✓	✓	✓	✓	✓	✓	✓	✓
	H120 GC S	✓	✓	✓	✓	✓*		✓	✓
	H120 S	✓	✓	✓	✓	✓		✓	✓
	H130 S	✓		✓				✓	
Multi-Processors	MP318 Concrete Cutter Jaw	✓		✓				✓	
	MP318 Demolition Jaw	✓		✓				✓	
	MP318 Shear Jaw	✓		✓				✓	
Demolition and Sorting Grapples	G317 GC	✓		✓				✓	
	G317 GC Fixed CAN	✓	✓	✓	✓	✓*		✓	✓
	G318	✓		✓				✓	
	G318 Fixed CAN	✓		✓				✓	
	G318 WH-800	✓		✓				✓	
Compactors (Vibratory Plate)	CVP110	✓	✓	✓	✓	✓	✓	✓	✓

(continued on next page)

# M322 Wheeled Excavator Specifications

## Attachments Offering Guide – Europe (continued)

Not all Attachments are available in all regions. Consult your Cat dealer for configurations available in your region.

Match       \* Working range front only       No Match

### S70 DEDICATED COUPLER ATTACHMENTS

Undercarriage		Front Blade; Rear Outriggers				Front Outriggers; Rear Blade			
		3500 kg (7,716 lb)		4700 kg (10,362 lb)		3500 kg (7,716 lb)		4700 kg (10,362 lb)	
Counterweight		Variable Adjustable		Variable Adjustable		Variable Adjustable		Variable Adjustable	
Boom Type		2.50 m (8'2")		2.90 m (9'6")		2.50 m (8'2")		2.90 m (9'6")	
Stick Length		2.50 m (8'2")		2.90 m (9'6")		2.50 m (8'2")		2.90 m (9'6")	
Hydraulic Hammers	H115 S	✓	✓	✓	✓	✓	✓	✓	✓
	H120 GC S	✓		✓		✓		✓	
	H120 S	✓	✓	✓	✓	✓	✓	✓	✓
	H130 S	✓		✓		✓		✓	
Demolition and Sorting Grapples	G317 GC	✓		✓		✓		✓	
	G318 WH-800	✓		✓		✓		✓	
Compactors (Vibratory Plate)	CVP110	✓	✓	✓	✓	✓	✓	✓	✓

### S70 DEDICATED COUPLER ATTACHMENTS (continued)

Undercarriage		Front and Rear Outriggers				Rear Blade			
		3500 kg (7,716 lb)		4700 kg (10,362 lb)		3500 kg (7,716 lb)		4700 kg (10,362 lb)	
Counterweight		Variable Adjustable		Variable Adjustable		Variable Adjustable		Variable Adjustable	
Boom Type		2.50 m (8'2")		2.90 m (9'6")		2.50 m (8'2")		2.90 m (9'6")	
Stick Length		2.50 m (8'2")		2.90 m (9'6")		2.50 m (8'2")		2.90 m (9'6")	
Hydraulic Hammers	H115 S	✓	✓	✓	✓	✓	✓	✓	✓
	H120 GC S	✓		✓		✓*		✓	
	H120 S	✓	✓	✓	✓	✓		✓	✓
	H130 S	✓		✓		✓		✓	
Demolition and Sorting Grapples	G317 GC	✓		✓		✓		✓	
	G318 WH-800	✓		✓		✓		✓	
Compactors (Vibratory Plate)	CVP110	✓	✓	✓	✓	✓	✓	✓	✓

(continued on next page)

# M322 Wheeled Excavator Specifications

## Attachments Offering Guide – Europe (continued)

Not all Attachments are available in all regions. Consult your Cat dealer for configurations available in your region.

Match       \* Working range front only       No Match

### HCS70 DEDICATED COUPLER ATTACHMENTS

Undercarriage		Front Blade; Rear Outriggers				Front Outriggers; Rear Blade			
Counterweight		3500 kg (7,716 lb)		4700 kg (10,362 lb)		3500 kg (7,716 lb)		4700 kg (10,362 lb)	
Boom Type		Variable Adjustable		Variable Adjustable		Variable Adjustable		Variable Adjustable	
Stick Length		2.50 m (8'2")	2.90 m (9'6")	2.50 m (8'2")	2.90 m (9'6")	2.50 m (8'2")	2.90 m (9'6")	2.50 m (8'2")	2.90 m (9'6")
Hydraulic Hammers	H115 S	✓	✓	✓	✓	✓	✓	✓	✓
	H120 S	✓	✓	✓	✓	✓	✓	✓	✓
	H130 S	✓		✓		✓		✓	
Demolition and Sorting Grapples	G317 GC	✓		✓		✓		✓	
Compactors (Vibratory Plate)	CVP110	✓	✓	✓	✓	✓	✓	✓	✓

### HCS70 DEDICATED COUPLER ATTACHMENTS (continued)

Undercarriage		Front and Rear Outriggers				Rear Blade			
Counterweight		3500 kg (7,716 lb)		4700 kg (10,362 lb)		3500 kg (7,716 lb)		4700 kg (10,362 lb)	
Boom Type		Variable Adjustable		Variable Adjustable		Variable Adjustable		Variable Adjustable	
Stick Length		2.50 m (8'2")	2.90 m (9'6")	2.50 m (8'2")	2.90 m (9'6")	2.50 m (8'2")	2.90 m (9'6")	2.50 m (8'2")	2.90 m (9'6")
Hydraulic Hammers	H115 S	✓	✓	✓	✓	✓	✓	✓	✓
	H120 S	✓	✓	✓	✓	✓*		✓	✓
	H130 S	✓		✓				✓	
Demolition and Sorting Grapples	G317 GC	✓		✓				✓	
Compactors (Vibratory Plate)	CVP110	✓	✓	✓	✓	✓	✓	✓	✓

(continued on next page)

# M322 Wheeled Excavator Specifications

## Attachments Offering Guide – Europe (continued)

Not all Attachments are available in all regions. Consult your Cat dealer for configurations available in your region.

Match       \* Working range front only       No Match

### HCS70/55 DEDICATED COUPLER ATTACHMENTS

Undercarriage		Front Blade; Rear Outriggers				Front Outriggers; Rear Blade			
Counterweight		3500 kg (7,716 lb)		4700 kg (10,362 lb)		3500 kg (7,716 lb)		4700 kg (10,362 lb)	
Boom Type		Variable Adjustable		Variable Adjustable		Variable Adjustable		Variable Adjustable	
Stick Length		2.50 m (8'2")	2.90 m (9'6")	2.50 m (8'2")	2.90 m (9'6")	2.50 m (8'2")	2.90 m (9'6")	2.50 m (8'2")	2.90 m (9'6")
Hydraulic Hammers	H115 S	✓	✓	✓	✓	✓	✓	✓	✓
	H120 S	✓	✓	✓	✓	✓	✓	✓	✓
Compactors (Vibratory Plate)	CVP110	✓	✓	✓	✓	✓	✓	✓	✓

### HCS70/55 DEDICATED COUPLER ATTACHMENTS (continued)

Undercarriage		Front and Rear Outriggers				Rear Blade			
Counterweight		3500 kg (7,716 lb)		4700 kg (10,362 lb)		3500 kg (7,716 lb)		4700 kg (10,362 lb)	
Boom Type		Variable Adjustable		Variable Adjustable		Variable Adjustable		Variable Adjustable	
Stick Length		2.50 m (8'2")	2.90 m (9'6")	2.50 m (8'2")	2.90 m (9'6")	2.50 m (8'2")	2.90 m (9'6")	2.50 m (8'2")	2.90 m (9'6")
Hydraulic Hammers	H115 S	✓	✓	✓	✓	✓	✓	✓	✓
	H120 S	✓	✓	✓	✓	✓*		✓	✓
Compactors (Vibratory Plate)	CVP110	✓	✓	✓	✓	✓	✓	✓	✓

(continued on next page)

# M322 Wheeled Excavator Specifications

## Attachments Offering Guide – Europe (continued)

Not all Attachments are available in all regions. Consult your Cat dealer for configurations available in your region.

Match

No Match

### TRS18 (PIN-ON TOP/CW-30s BOTTOM) ATTACHMENTS

Some attachments require more hydraulic flow and are best suited with a machine that has HP2 circuits and a tiltrotator with a high flow swivel. Check the hydraulic capability of your machine and tiltrotator and the requirements of your attachment to ensure a proper match.

Undercarriage		Front Blade; Rear Outriggers				Front Outriggers; Rear Blade			
		3500 kg (7,716 lb)		4700 kg (10,362 lb)		3500 kg (7,716 lb)		4700 kg (10,362 lb)	
Counterweight		Variable Adjustable		Variable Adjustable		Variable Adjustable		Variable Adjustable	
Boom Type		2.50 m (8'2")	2.90 m (9'6")	2.50 m (8'2")	2.90 m (9'6")	2.50 m (8'2")	2.90 m (9'6")	2.50 m (8'2")	2.90 m (9'6")
Stick Length									
Hydraulic Hammers	H115 GC S	✓		✓		✓		✓	
	H115 S	✓	✓	✓	✓	✓	✓	✓	✓
Demolition and Sorting Grapples	G217 GC Fixed CAN	✓		✓		✓		✓	
Compactors (Vibratory Plate)	CVP75	✓	✓	✓	✓	✓	✓	✓	✓
	CVP110	✓	✓	✓	✓	✓	✓	✓	✓

**NOTE:** Use hammers on tiltrotators less than 10% of working hours per year or maximum 200 hours per year. Refer to your Operation and Maintenance Manual for recommended hydraulic flow requirements.

### TRS18 (PIN-ON TOP/CW-30s BOTTOM) ATTACHMENTS (continued)

Some attachments require more hydraulic flow and are best suited with a machine that has HP2 circuits and a tiltrotator with a high flow swivel. Check the hydraulic capability of your machine and tiltrotator and the requirements of your attachment to ensure a proper match.

Undercarriage		Front and Rear Outriggers				Rear Blade			
		3500 kg (7,716 lb)		4700 kg (10,362 lb)		3500 kg (7,716 lb)		4700 kg (10,362 lb)	
Counterweight		Variable Adjustable		Variable Adjustable		Variable Adjustable		Variable Adjustable	
Boom Type		2.50 m (8'2")	2.90 m (9'6")	2.50 m (8'2")	2.90 m (9'6")	2.50 m (8'2")	2.90 m (9'6")	2.50 m (8'2")	2.90 m (9'6")
Stick Length									
Hydraulic Hammers	H115 GC S	✓		✓				✓	
	H115 S	✓	✓	✓	✓	✓		✓	✓
Demolition and Sorting Grapples	G217 GC Fixed CAN	✓		✓				✓	
Compactors (Vibratory Plate)	CVP75	✓	✓	✓	✓	✓	✓	✓	✓
	CVP110	✓	✓	✓	✓	✓		✓	✓

**NOTE:** Use hammers on tiltrotators less than 10% of working hours per year or maximum 200 hours per year. Refer to your Operation and Maintenance Manual for recommended hydraulic flow requirements.

(continued on next page)

# M322 Wheeled Excavator Specifications

## Attachments Offering Guide – Europe (continued)

Not all Attachments are available in all regions. Consult your Cat dealer for configurations available in your region.

Match

No Match

### TRS18 (CW-30s TOP/CW-30s BOTTOM) ATTACHMENTS

Some attachments require more hydraulic flow and are best suited with a machine that has HP2 circuits and a tiltrotator with a high flow swivel. Check the hydraulic capability of your machine and tiltrotator and the requirements of your attachment to ensure a proper match.

Undercarriage		Front Blade; Rear Outriggers				Front Outriggers; Rear Blade			
		3500 kg (7,716 lb)		4700 kg (10,362 lb)		3500 kg (7,716 lb)		4700 kg (10,362 lb)	
Counterweight		Variable Adjustable		Variable Adjustable		Variable Adjustable		Variable Adjustable	
Boom Type		2.50 m (8'2")	2.90 m (9'6")	2.50 m (8'2")	2.90 m (9'6")	2.50 m (8'2")	2.90 m (9'6")	2.50 m (8'2")	2.90 m (9'6")
Stick Length									
Hydraulic Hammers	H115 S	✓		✓		✓		✓	
Compactors (Vibratory Plate)	CVP75	✓	✓	✓	✓	✓	✓	✓	✓
	CVP110	✓		✓		✓		✓	

**NOTE:** Use hammers on tiltrotators less than 10% of working hours per year or maximum 200 hours per year. Refer to your Operation and Maintenance Manual for recommended hydraulic flow requirements.

### TRS18 (CW-30s TOP/CW-30s BOTTOM) ATTACHMENTS (continued)

Some attachments require more hydraulic flow and are best suited with a machine that has HP2 circuits and a tiltrotator with a high flow swivel. Check the hydraulic capability of your machine and tiltrotator and the requirements of your attachment to ensure a proper match.

Undercarriage		Front and Rear Outriggers				Rear Blade		
		3500 kg (7,716 lb)		4700 kg (10,362 lb)		3500 kg (7,716 lb)		4700 kg (10,362 lb)
Counterweight		Variable Adjustable		Variable Adjustable		Variable Adjustable		Variable Adjustable
Boom Type		2.50 m (8'2")	2.90 m (9'6")	2.50 m (8'2")	2.90 m (9'6")	2.50 m (8'2")	2.50 m (8'2")	2.90 m (9'6")
Stick Length								
Hydraulic Hammers	H115 S	✓		✓			✓	
Compactors (Vibratory Plate)	CVP75	✓	✓	✓	✓	✓	✓	✓
	CVP110	✓		✓			✓	

**NOTE:** Use hammers on tiltrotators less than 10% of working hours per year or maximum 200 hours per year. Refer to your Operation and Maintenance Manual for recommended hydraulic flow requirements.

(continued on next page)

# M322 Wheeled Excavator Specifications

## Attachments Offering Guide – Europe (continued)

Not all Attachments are available in all regions. Consult your Cat dealer for configurations available in your region.

Match

\* Working range front only

No Match

### TRS18 (PIN-ON TOP/CW-30 BOTTOM) ATTACHMENTS

Some attachments require more hydraulic flow and are best suited with a machine that has HP2 circuits and a tiltrotator with a high flow swivel. Check the hydraulic capability of your machine and tiltrotator and the requirements of your attachment to ensure a proper match.

Undercarriage		Front Blade; Rear Outriggers				Front Outriggers; Rear Blade			
		3500 kg (7,716 lb)		4700 kg (10,362 lb)		3500 kg (7,716 lb)		4700 kg (10,362 lb)	
Counterweight		Variable Adjustable		Variable Adjustable		Variable Adjustable		Variable Adjustable	
Boom Type		2.50 m (8'2")		2.90 m (9'6")		2.50 m (8'2")		2.90 m (9'6")	
Stick Length		2.50 m (8'2")		2.90 m (9'6")		2.50 m (8'2")		2.90 m (9'6")	
Hydraulic Hammers	H115 GC S	✓		✓		✓		✓	
	H115 S	✓	✓	✓	✓	✓	✓	✓	✓
Demolition and Sorting Grapples	G217 GC Fixed CAN	✓		✓		✓		✓	
Compactors (Vibratory Plate)	CVP75	✓	✓	✓	✓	✓	✓	✓	✓
	CVP110	✓	✓	✓	✓	✓	✓	✓	✓

**NOTE:** Use hammers on tiltrotators less than 10% of working hours per year or maximum 200 hours per year. Refer to your Operation and Maintenance Manual for recommended hydraulic flow requirements.

### TRS18 (PIN-ON TOP/CW-30 BOTTOM) ATTACHMENTS (continued)

Some attachments require more hydraulic flow and are best suited with a machine that has HP2 circuits and a tiltrotator with a high flow swivel. Check the hydraulic capability of your machine and tiltrotator and the requirements of your attachment to ensure a proper match.

Undercarriage		Front and Rear Outriggers				Rear Blade			
		3500 kg (7,716 lb)		4700 kg (10,362 lb)		3500 kg (7,716 lb)		4700 kg (10,362 lb)	
Counterweight		Variable Adjustable		Variable Adjustable		Variable Adjustable		Variable Adjustable	
Boom Type		2.50 m (8'2")		2.90 m (9'6")		2.50 m (8'2")		2.90 m (9'6")	
Stick Length		2.50 m (8'2")		2.90 m (9'6")		2.50 m (8'2")		2.90 m (9'6")	
Hydraulic Hammers	H115 GC S	✓		✓				✓	
	H115 S	✓	✓	✓	✓	✓*		✓	✓
Demolition and Sorting Grapples	G217 GC Fixed CAN	✓		✓				✓	
Compactors (Vibratory Plate)	CVP75	✓	✓	✓	✓	✓	✓*	✓	✓
	CVP110	✓	✓	✓	✓	✓*		✓	✓

**NOTE:** Use hammers on tiltrotators less than 10% of working hours per year or maximum 200 hours per year. Refer to your Operation and Maintenance Manual for recommended hydraulic flow requirements.

(continued on next page)

# M322 Wheeled Excavator Specifications

## Attachments Offering Guide – Europe (continued)

Not all Attachments are available in all regions. Consult your Cat dealer for configurations available in your region.

Match

\* Working range front only

No Match

### TRS18 (CW-30 TOP/CW-30 BOTTOM) ATTACHMENTS

Some attachments require more hydraulic flow and are best suited with a machine that has HP2 circuits and a tiltrotator with a high flow swivel. Check the hydraulic capability of your machine and tiltrotator and the requirements of your attachment to ensure a proper match.

Undercarriage		Front Blade; Rear Outriggers				Front Outriggers; Rear Blade			
		3500 kg (7,716 lb)		4700 kg (10,362 lb)		3500 kg (7,716 lb)		4700 kg (10,362 lb)	
Counterweight		Variable Adjustable		Variable Adjustable		Variable Adjustable		Variable Adjustable	
Boom Type		2.50 m (8'2")	2.90 m (9'6")	2.50 m (8'2")	2.90 m (9'6")	2.50 m (8'2")	2.90 m (9'6")	2.50 m (8'2")	2.90 m (9'6")
Stick Length									
Hydraulic Hammers	H115 S	✓		✓		✓		✓	
Compactors (Vibratory Plate)	CVP75	✓	✓	✓	✓	✓	✓	✓	✓
	CVP110	✓		✓		✓		✓	

**NOTE:** Use hammers on tiltrotators less than 10% of working hours per year or maximum 200 hours per year. Refer to your Operation and Maintenance Manual for recommended hydraulic flow requirements.

### TRS18 (CW-30 TOP/CW-30 BOTTOM) ATTACHMENTS (continued)

Some attachments require more hydraulic flow and are best suited with a machine that has HP2 circuits and a tiltrotator with a high flow swivel. Check the hydraulic capability of your machine and tiltrotator and the requirements of your attachment to ensure a proper match.

Undercarriage		Front and Rear Outriggers				Rear Blade		
		3500 kg (7,716 lb)		4700 kg (10,362 lb)		3500 kg (7,716 lb)		4700 kg (10,362 lb)
Counterweight		Variable Adjustable		Variable Adjustable		Variable Adjustable		Variable Adjustable
Boom Type		2.50 m (8'2")	2.90 m (9'6")	2.50 m (8'2")	2.90 m (9'6")	2.50 m (8'2")	2.50 m (8'2")	2.90 m (9'6")
Stick Length								
Hydraulic Hammers	H115 S	✓		✓			✓	
Compactors (Vibratory Plate)	CVP75	✓	✓	✓	✓	✓*	✓	✓
	CVP110	✓		✓			✓	

**NOTE:** Use hammers on tiltrotators less than 10% of working hours per year or maximum 200 hours per year. Refer to your Operation and Maintenance Manual for recommended hydraulic flow requirements.

(continued on next page)

# M322 Wheeled Excavator Specifications

## Attachments Offering Guide – Europe (continued)

Not all Attachments are available in all regions. Consult your Cat dealer for configurations available in your region.

Match

\* Working range front only

No Match

### TRS18 (PIN-ON TOP/S70 BOTTOM) ATTACHMENTS

Some attachments require more hydraulic flow and are best suited with a machine that has HP2 circuits and a tiltrotator with a high flow swivel. Check the hydraulic capability of your machine and tiltrotator and the requirements of your attachment to ensure a proper match.

Undercarriage		Front Blade; Rear Outriggers				Front Outriggers; Rear Blade			
		3500 kg (7,716 lb)		4700 kg (10,362 lb)		3500 kg (7,716 lb)		4700 kg (10,362 lb)	
Counterweight		Variable Adjustable		Variable Adjustable		Variable Adjustable		Variable Adjustable	
Boom Type		2.50 m (8'2")		2.90 m (9'6")		2.50 m (8'2")		2.90 m (9'6")	
Stick Length		2.50 m (8'2")		2.90 m (9'6")		2.50 m (8'2")		2.90 m (9'6")	
Hydraulic Hammers	H115 GC S	✓		✓		✓		✓	
	H115 S	✓	✓	✓	✓	✓	✓	✓	✓
Compactors (Vibratory Plate)	CVP75	✓	✓	✓	✓	✓	✓	✓	✓
	CVP110	✓	✓	✓	✓	✓	✓	✓	✓

**NOTE:** Use hammers on tiltrotators less than 10% of working hours per year or maximum 200 hours per year. Refer to your Operation and Maintenance Manual for recommended hydraulic flow requirements.

### TRS18 (PIN-ON TOP/S70 BOTTOM) ATTACHMENTS (continued)

Some attachments require more hydraulic flow and are best suited with a machine that has HP2 circuits and a tiltrotator with a high flow swivel. Check the hydraulic capability of your machine and tiltrotator and the requirements of your attachment to ensure a proper match.

Undercarriage		Front and Rear Outriggers				Rear Blade			
		3500 kg (7,716 lb)		4700 kg (10,362 lb)		3500 kg (7,716 lb)		4700 kg (10,362 lb)	
Counterweight		Variable Adjustable		Variable Adjustable		Variable Adjustable		Variable Adjustable	
Boom Type		2.50 m (8'2")		2.90 m (9'6")		2.50 m (8'2")		2.90 m (9'6")	
Stick Length		2.50 m (8'2")		2.90 m (9'6")		2.50 m (8'2")		2.90 m (9'6")	
Hydraulic Hammers	H115 GC S	✓		✓		✓*		✓	
	H115 S	✓	✓	✓	✓	✓	✓*	✓	✓
Compactors (Vibratory Plate)	CVP75	✓	✓	✓	✓	✓	✓	✓	✓
	CVP110	✓	✓	✓	✓	✓	✓*	✓	✓

**NOTE:** Use hammers on tiltrotators less than 10% of working hours per year or maximum 200 hours per year. Refer to your Operation and Maintenance Manual for recommended hydraulic flow requirements.

(continued on next page)

# M322 Wheeled Excavator Specifications

## Attachments Offering Guide – Europe (continued)

Not all Attachments are available in all regions. Consult your Cat dealer for configurations available in your region.

Match

No Match

### TRS18 (S70 TOP/S70 BOTTOM) ATTACHMENTS

Some attachments require more hydraulic flow and are best suited with a machine that has HP2 circuits and a tiltrotator with a high flow swivel. Check the hydraulic capability of your machine and tiltrotator and the requirements of your attachment to ensure a proper match.

Undercarriage		Front Blade; Rear Outriggers				Front Outriggers; Rear Blade			
		3500 kg (7,716 lb)		4700 kg (10,362 lb)		3500 kg (7,716 lb)		4700 kg (10,362 lb)	
Counterweight		Variable Adjustable		Variable Adjustable		Variable Adjustable		Variable Adjustable	
Boom Type		2.50 m (8'2")	2.90 m (9'6")	2.50 m (8'2")	2.90 m (9'6")	2.50 m (8'2")	2.90 m (9'6")	2.50 m (8'2")	2.90 m (9'6")
Stick Length									
Hydraulic Hammers	H115 S	✓		✓		✓		✓	
Compactors (Vibratory Plate)	CVP75	✓	✓	✓	✓	✓	✓	✓	✓
	CVP110	✓		✓		✓		✓	

**NOTE:** Use hammers on tiltrotators less than 10% of working hours per year or maximum 200 hours per year. Refer to your Operation and Maintenance Manual for recommended hydraulic flow requirements.

### TRS18 (S70 TOP/S70 BOTTOM) ATTACHMENTS (continued)

Some attachments require more hydraulic flow and are best suited with a machine that has HP2 circuits and a tiltrotator with a high flow swivel. Check the hydraulic capability of your machine and tiltrotator and the requirements of your attachment to ensure a proper match.

Undercarriage		Front and Rear Outriggers				Rear Blade		
		3500 kg (7,716 lb)		4700 kg (10,362 lb)		3500 kg (7,716 lb)		4700 kg (10,362 lb)
Counterweight		Variable Adjustable		Variable Adjustable		Variable Adjustable		Variable Adjustable
Boom Type		2.50 m (8'2")	2.90 m (9'6")	2.50 m (8'2")	2.90 m (9'6")	2.50 m (8'2")	2.50 m (8'2")	2.90 m (9'6")
Stick Length								
Hydraulic Hammers	H115 S	✓		✓			✓	
Compactors (Vibratory Plate)	CVP75	✓	✓	✓	✓	✓	✓	✓
	CVP110	✓		✓			✓	

**NOTE:** Use hammers on tiltrotators less than 10% of working hours per year or maximum 200 hours per year. Refer to your Operation and Maintenance Manual for recommended hydraulic flow requirements.

(continued on next page)

# M322 Wheeled Excavator Specifications

## Attachments Offering Guide – Europe (continued)

Not all Attachments are available in all regions. Consult your Cat dealer for configurations available in your region.

Match

\* Working range front only

No Match

### TRS18 (PIN-ON TOP/HCS70 BOTTOM) ATTACHMENTS

Some attachments require more hydraulic flow and are best suited with a machine that has HP2 circuits and a tiltrotator with a high flow swivel. Check the hydraulic capability of your machine and tiltrotator and the requirements of your attachment to ensure a proper match.

Undercarriage		Front Blade; Rear Outriggers				Front Outriggers; Rear Blade			
		3500 kg (7,716 lb)		4700 kg (10,362 lb)		3500 kg (7,716 lb)		4700 kg (10,362 lb)	
Counterweight		Variable Adjustable		Variable Adjustable		Variable Adjustable		Variable Adjustable	
Boom Type		2.50 m (8'2")	2.90 m (9'6")	2.50 m (8'2")	2.90 m (9'6")	2.50 m (8'2")	2.90 m (9'6")	2.50 m (8'2")	2.90 m (9'6")
Stick Length									
Hydraulic Hammers	H115 S	✓	✓	✓	✓	✓	✓	✓	✓
Compactors	CVP75	✓	✓	✓	✓	✓	✓	✓	✓
(Vibratory Plate)	CVP110	✓	✓	✓	✓	✓	✓	✓	✓

**NOTE:** Use hammers on tiltrotators less than 10% of working hours per year or maximum 200 hours per year. Refer to your Operation and Maintenance Manual for recommended hydraulic flow requirements.

### TRS18 (PIN-ON TOP/HCS70 BOTTOM) ATTACHMENTS (continued)

Some attachments require more hydraulic flow and are best suited with a machine that has HP2 circuits and a tiltrotator with a high flow swivel. Check the hydraulic capability of your machine and tiltrotator and the requirements of your attachment to ensure a proper match.

Undercarriage		Front and Rear Outriggers				Rear Blade			
		3500 kg (7,716 lb)		4700 kg (10,362 lb)		3500 kg (7,716 lb)		4700 kg (10,362 lb)	
Counterweight		Variable Adjustable		Variable Adjustable		Variable Adjustable		Variable Adjustable	
Boom Type		2.50 m (8'2")	2.90 m (9'6")	2.50 m (8'2")	2.90 m (9'6")	2.50 m (8'2")	2.90 m (9'6")	2.50 m (8'2")	2.90 m (9'6")
Stick Length									
Hydraulic Hammers	H115 S	✓	✓	✓	✓	✓*		✓	✓
Compactors	CVP75	✓	✓	✓	✓	✓	✓*	✓	✓
(Vibratory Plate)	CVP110	✓	✓	✓	✓	✓*		✓	✓

**NOTE:** Use hammers on tiltrotators less than 10% of working hours per year or maximum 200 hours per year. Refer to your Operation and Maintenance Manual for recommended hydraulic flow requirements.

(continued on next page)

# M322 Wheeled Excavator Specifications

## Attachments Offering Guide – Europe *(continued)*

Not all Attachments are available in all regions. Consult your Cat dealer for configurations available in your region.

Match

### TRS18 (HCS70 TOP/HCS70 BOTTOM) ATTACHMENTS

Some attachments require more hydraulic flow and are best suited with a machine that has HP2 circuits and a tiltrotator with a high flow swivel. Check the hydraulic capability of your machine and tiltrotator and the requirements of your attachment to ensure a proper match.

Undercarriage	Front Blade; Rear Outriggers		Front Outriggers; Rear Blade		Front and Rear Outriggers		Rear Blade
	3500 kg (7,716 lb)	4700 kg (10,362 lb)	3500 kg (7,716 lb)	4700 kg (10,362 lb)	3500 kg (7,716 lb)	4700 kg (10,362 lb)	4700 kg (10,362 lb)
Counterweight							
Boom Type	Variable Adjustable		Variable Adjustable		Variable Adjustable		Variable Adjustable
Stick Length	2.50 m (8'2")	2.50 m (8'2")	2.50 m (8'2")	2.50 m (8'2")	2.50 m (8'2")	2.50 m (8'2")	2.50 m (8'2")
Compactors	CVP75		✓	✓	✓	✓	✓
(Vibratory Plate)	CVP110		✓	✓	✓	✓	✓

**NOTE:** Use hammers on tiltrotators less than 10% of working hours per year or maximum 200 hours per year. Refer to your Operation and Maintenance Manual for recommended hydraulic flow requirements.

*(continued on next page)*

# M322 Wheeled Excavator Specifications

## Attachments Offering Guide – Europe (continued)

Not all Attachments are available in all regions. Consult your Cat dealer for configurations available in your region.

Match

\* Working range front only

No Match

### TRS18 (PIN-ON TOP/HCS70/55 BOTTOM) ATTACHMENTS

Some attachments require more hydraulic flow and are best suited with a machine that has HP2 circuits and a tiltrotator with a high flow swivel. Check the hydraulic capability of your machine and tiltrotator and the requirements of your attachment to ensure a proper match.

Undercarriage		Front Blade; Rear Outriggers				Front Outriggers; Rear Blade			
		3500 kg (7,716 lb)		4700 kg (10,362 lb)		3500 kg (7,716 lb)		4700 kg (10,362 lb)	
Counterweight		Variable Adjustable		Variable Adjustable		Variable Adjustable		Variable Adjustable	
Boom Type		2.50 m (8'2")	2.90 m (9'6")	2.50 m (8'2")	2.90 m (9'6")	2.50 m (8'2")	2.90 m (9'6")	2.50 m (8'2")	2.90 m (9'6")
Stick Length									
Hydraulic Hammers	H115 S	✓		✓		✓		✓	
Compactors (Vibratory Plate)	CVP75	✓	✓	✓	✓	✓	✓	✓	✓
	CVP110	✓	✓	✓	✓	✓	✓	✓	✓

**NOTE:** Use hammers on tiltrotators less than 10% of working hours per year or maximum 200 hours per year. Refer to your Operation and Maintenance Manual for recommended hydraulic flow requirements.

### TRS18 (PIN-ON TOP/HCS70/55 BOTTOM) ATTACHMENTS (continued)

Some attachments require more hydraulic flow and are best suited with a machine that has HP2 circuits and a tiltrotator with a high flow swivel. Check the hydraulic capability of your machine and tiltrotator and the requirements of your attachment to ensure a proper match.

Undercarriage		Front and Rear Outriggers				Rear Blade			
		3500 kg (7,716 lb)		4700 kg (10,362 lb)		3500 kg (7,716 lb)		4700 kg (10,362 lb)	
Counterweight		Variable Adjustable		Variable Adjustable		Variable Adjustable		Variable Adjustable	
Boom Type		2.50 m (8'2")	2.90 m (9'6")	2.50 m (8'2")	2.90 m (9'6")	2.50 m (8'2")	2.90 m (9'6")	2.50 m (8'2")	2.90 m (9'6")
Stick Length									
Hydraulic Hammers	H115 S	✓		✓		✓*		✓	
Compactors (Vibratory Plate)	CVP75	✓	✓	✓	✓	✓	✓*	✓	✓
	CVP110	✓	✓	✓	✓	✓*		✓	✓

**NOTE:** Use hammers on tiltrotators less than 10% of working hours per year or maximum 200 hours per year. Refer to your Operation and Maintenance Manual for recommended hydraulic flow requirements.

(continued on next page)

# M322 Wheeled Excavator Specifications

## Attachments Offering Guide – Europe (continued)

Not all Attachments are available in all regions. Consult your Cat dealer for configurations available in your region.

Match

### TRS18 (HCS70/55 TOP/HCS70/55 BOTTOM) ATTACHMENTS

Some attachments require more hydraulic flow and are best suited with a machine that has HP2 circuits and a tiltrotator with a high flow swivel. Check the hydraulic capability of your machine and tiltrotator and the requirements of your attachment to ensure a proper match.

Undercarriage	Front Blade; Rear Outriggers		Front Outriggers; Rear Blade		Front and Rear Outriggers		Rear Blade
	3500 kg (7,716 lb)	4700 kg (10,362 lb)	3500 kg (7,716 lb)	4700 kg (10,362 lb)	3500 kg (7,716 lb)	4700 kg (10,362 lb)	4700 kg (10,362 lb)
Counterweight							
Boom Type	Variable Adjustable		Variable Adjustable		Variable Adjustable		Variable Adjustable
Stick Length	2.50 m (8'2")	2.50 m (8'2")	2.50 m (8'2")	2.50 m (8'2")	2.50 m (8'2")	2.50 m (8'2")	2.50 m (8'2")
Compactors (Vibratory Plate)	CVP75	✓	✓	✓	✓	✓	✓

**NOTE:** Use hammers on tiltrotators less than 10% of working hours per year or maximum 200 hours per year. Refer to your Operation and Maintenance Manual for recommended hydraulic flow requirements.

# M322 Wheeled Excavator Specifications

## Attachments Offering Guide – North America

Not all Attachments are available in all regions. Consult your Cat dealer for configurations available in your region.

Match    
  \* Working range front only    
  No Match    
  1800 kg/m<sup>3</sup> (3,000 lb/yd<sup>3</sup>)    
  1200 kg/m<sup>3</sup> (2,000 lb/yd<sup>3</sup>)

### PIN-ON ATTACHMENTS

Undercarriage		Front Blade; Rear Outriggers		Front Outriggers; Rear Blade		Front and Rear Outriggers		Rear Blade	
		4700 kg (10,362 lb)		4700 kg (10,362 lb)		4700 kg (10,362 lb)		4700 kg (10,362 lb)	
Counterweight		Variable Adjustable		Variable Adjustable		Variable Adjustable		Variable Adjustable	
Boom Type		Variable Adjustable		Variable Adjustable		Variable Adjustable		Variable Adjustable	
Stick Length		2.50 m (8'2")	2.90 m (9'6")	2.50 m (8'2")	2.90 m (9'6")	2.50 m (8'2")	2.90 m (9'6")	2.50 m (8'2")	2.90 m (9'6")
Hydraulic Hammers	H115 S	✓	✓	✓	✓	✓	✓	✓	✓
	H120 GC	✓	✓	✓	✓	✓	✓	✓	✓
	H120 GC S	✓	✓	✓	✓	✓	✓	✓	✓
	H120 S	✓	✓	✓	✓	✓	✓	✓	✓
	H130 S	✓	✓	✓	✓	✓	✓	✓	✓
Multi-Processors	MP318 Concrete Cutter Jaw	✓		✓		✓		✓	
	MP318 Demolition Jaw	✓		✓		✓		✓	
	MP318 Pulverizer Jaw	✓		✓		✓		✓	
	MP318 Shear Jaw	✓		✓		✓		✓	
	MP318 Universal Jaw	✓		✓		✓		✓	
Demolition and Sorting Grapples	G318	✓		✓		✓		✓	
	G318 WH-800	✓	✓	✓	✓	✓	✓	✓	✓
	G318 WH-1100	✓		✓		✓		✓*	
Pulverizers	P218 Secondary Pulverizer	✓		✓		✓		✓	
	P318 Primary Pulverizer	✓		✓		✓		✓	
Compactors (Vibratory Plate)	CVP110	✓	✓	✓	✓	✓	✓	✓	✓
Mulchers	HM4015	✓	✓	✓	✓	✓	✓	✓	✓
	HM4815	✓	✓	✓	✓	✓	✓	✓	✓
Orange Peel Grapples	GSH420-500	●	●	●	●	●	●	●	●
	GSH420-600	●	●	●	●	●	●	●	●
	GSH420-750	●	○	●	○	●	○	●	○
	GSH425-750	●		●		●		○	
	GSH425-950	○		○		○			
	GSH520-500	●	●	●	●	●	●	●	●
	GSH520-600	●	●	●	●	●	●	●	○
	GSH520-750	●	○	●	○	●	○	○	○
	GSH525-750	○		○		○			

(continued on next page)

# M322 Wheeled Excavator Specifications

## Attachments Offering Guide – North America (continued)

Not all Attachments are available in all regions. Consult your Cat dealer for configurations available in your region.

Match  No Match

### CAT PIN GRABBER COUPLER ATTACHMENTS

Undercarriage		Front Blade; Rear Outriggers		Front Outriggers; Rear Blade		Front and Rear Outriggers		Rear Blade	
Counterweight		4700 kg (10,362 lb)		4700 kg (10,362 lb)		4700 kg (10,362 lb)		4700 kg (10,362 lb)	
Boom Type		Variable Adjustable		Variable Adjustable		Variable Adjustable		Variable Adjustable	
Stick Length		2.50 m (8'2")	2.90 m (9'6")	2.50 m (8'2")	2.90 m (9'6")	2.50 m (8'2")	2.90 m (9'6")	2.50 m (8'2")	2.90 m (9'6")
Hydraulic Hammers	H115 S	✓	✓	✓	✓	✓	✓	✓	✓
	H120 GC	✓		✓		✓		✓	
	H120 GC S	✓		✓		✓		✓	
	H120 S	✓	✓	✓	✓	✓	✓	✓	✓
	H130 S	✓		✓		✓		✓	
Compactors (Vibratory Plate)	CVP110	✓	✓	✓	✓	✓	✓	✓	✓
Mulchers	HM4015	✓		✓		✓		✓	
	HM4815	✓		✓		✓		✓	

### S70 DEDICATED COUPLER ATTACHMENTS

Undercarriage		Front Blade; Rear Outriggers		Front Outriggers; Rear Blade		Front and Rear Outriggers		Rear Blade	
Counterweight		4700 kg (10,362 lb)		4700 kg (10,362 lb)		4700 kg (10,362 lb)		4700 kg (10,362 lb)	
Boom Type		Variable Adjustable		Variable Adjustable		Variable Adjustable		Variable Adjustable	
Stick Length		2.50 m (8'2")	2.90 m (9'6")	2.50 m (8'2")	2.90 m (9'6")	2.50 m (8'2")	2.90 m (9'6")	2.50 m (8'2")	2.90 m (9'6")
Hydraulic Hammers	H115 S	✓	✓	✓	✓	✓	✓	✓	✓
	H120 GC S	✓		✓		✓		✓	
	H120 S	✓	✓	✓	✓	✓	✓	✓	✓
	H130 S	✓		✓		✓		✓	
Demolition and Sorting Grapples	G318 WH-800	✓		✓		✓		✓	
Compactors (Vibratory Plate)	CVP110	✓	✓	✓	✓	✓	✓	✓	✓

### HCS70 DEDICATED COUPLER ATTACHMENTS

Undercarriage		Front Blade; Rear Outriggers		Front Outriggers; Rear Blade		Front and Rear Outriggers		Rear Blade	
Counterweight		4700 kg (10,362 lb)		4700 kg (10,362 lb)		4700 kg (10,362 lb)		4700 kg (10,362 lb)	
Boom Type		Variable Adjustable		Variable Adjustable		Variable Adjustable		Variable Adjustable	
Stick Length		2.50 m (8'2")	2.90 m (9'6")	2.50 m (8'2")	2.90 m (9'6")	2.50 m (8'2")	2.90 m (9'6")	2.50 m (8'2")	2.90 m (9'6")
Hydraulic Hammers	H115 S	✓	✓	✓	✓	✓	✓	✓	✓
	H120 S	✓	✓	✓	✓	✓	✓	✓	✓
	H130 S	✓		✓		✓		✓	
Compactors (Vibratory Plate)	CVP110	✓	✓	✓	✓	✓	✓	✓	✓

(continued on next page)

# M322 Wheeled Excavator Specifications

## Attachments Offering Guide – North America (continued)

Not all Attachments are available in all regions. Consult your Cat dealer for configurations available in your region.

Match

No Match

### HCS70/55 DEDICATED COUPLER ATTACHMENTS

Undercarriage		Front Blade; Rear Outriggers		Front Outriggers; Rear Blade		Front and Rear Outriggers		Rear Blade	
Counterweight		4700 kg (10,362 lb)		4700 kg (10,362 lb)		4700 kg (10,362 lb)		4700 kg (10,362 lb)	
Boom Type		Variable Adjustable		Variable Adjustable		Variable Adjustable		Variable Adjustable	
Stick Length		2.50 m (8'2")	2.90 m (9'6")	2.50 m (8'2")	2.90 m (9'6")	2.50 m (8'2")	2.90 m (9'6")	2.50 m (8'2")	2.90 m (9'6")
Hydraulic Hammers	H115 S	✓	✓	✓	✓	✓	✓	✓	✓
	H120 S	✓	✓	✓	✓	✓	✓	✓	✓
Compactors (Vibratory Plate)	CVP110	✓	✓	✓	✓	✓	✓	✓	✓

### TRS18 (PIN-ON TOP/S70 BOTTOM) ATTACHMENTS

Some attachments require more hydraulic flow and are best suited with a machine that has HP2 circuits and a tiltrotator with a high flow swivel. Check the hydraulic capability of your machine and tiltrotator and the requirements of your attachment to ensure a proper match.

Undercarriage		Front Blade; Rear Outriggers		Front Outriggers; Rear Blade		Front and Rear Outriggers		Rear Blade	
Counterweight		4700 kg (10,362 lb)		4700 kg (10,362 lb)		4700 kg (10,362 lb)		4700 kg (10,362 lb)	
Boom Type		Variable Adjustable		Variable Adjustable		Variable Adjustable		Variable Adjustable	
Stick Length		2.50 m (8'2")	2.90 m (9'6")	2.50 m (8'2")	2.90 m (9'6")	2.50 m (8'2")	2.90 m (9'6")	2.50 m (8'2")	2.90 m (9'6")
Hydraulic Hammers	H115 GC S	✓		✓		✓		✓	
	H115 S	✓	✓	✓	✓	✓	✓	✓	✓
Compactors (Vibratory Plate)	CVP75	✓	✓	✓	✓	✓	✓	✓	✓
	CVP110	✓	✓	✓	✓	✓	✓	✓	✓

**NOTE:** Use hammers on tiltrotators less than 10% of working hours per year or maximum 200 hours per year. Refer to your Operation and Maintenance Manual for recommended hydraulic flow requirements.

### TRS18 (S70 TOP/S70 BOTTOM) ATTACHMENTS

Some attachments require more hydraulic flow and are best suited with a machine that has HP2 circuits and a tiltrotator with a high flow swivel. Check the hydraulic capability of your machine and tiltrotator and the requirements of your attachment to ensure a proper match.

Undercarriage		Front Blade; Rear Outriggers		Front Outriggers; Rear Blade		Front and Rear Outriggers		Rear Blade	
Counterweight		4700 kg (10,362 lb)		4700 kg (10,362 lb)		4700 kg (10,362 lb)		4700 kg (10,362 lb)	
Boom Type		Variable Adjustable		Variable Adjustable		Variable Adjustable		Variable Adjustable	
Stick Length		2.50 m (8'2")	2.90 m (9'6")	2.50 m (8'2")	2.90 m (9'6")	2.50 m (8'2")	2.90 m (9'6")	2.50 m (8'2")	2.90 m (9'6")
Hydraulic Hammers	H115 S	✓		✓		✓		✓	
Compactors (Vibratory Plate)	CVP75	✓	✓	✓	✓	✓	✓	✓	✓
	CVP110	✓		✓		✓		✓	

**NOTE:** Use hammers on tiltrotators less than 10% of working hours per year or maximum 200 hours per year. Refer to your Operation and Maintenance Manual for recommended hydraulic flow requirements.

(continued on next page)

# M322 Wheeled Excavator Specifications

## Attachments Offering Guide – North America *(continued)*

Not all Attachments are available in all regions. Consult your Cat dealer for configurations available in your region.

Match

No Match

### TRS18 (PIN-ON TOP/HCS70 BOTTOM) ATTACHMENTS

Some attachments require more hydraulic flow and are best suited with a machine that has HP2 circuits and a tiltrotator with a high flow swivel. Check the hydraulic capability of your machine and tiltrotator and the requirements of your attachment to ensure a proper match.

Undercarriage		Front Blade; Rear Outriggers		Front Outriggers; Rear Blade		Front and Rear Outriggers		Rear Blade	
Counterweight		4700 kg (10,362 lb)		4700 kg (10,362 lb)		4700 kg (10,362 lb)		4700 kg (10,362 lb)	
Boom Type		Variable Adjustable		Variable Adjustable		Variable Adjustable		Variable Adjustable	
Stick Length		2.50 m (8'2")	2.90 m (9'6")	2.50 m (8'2")	2.90 m (9'6")	2.50 m (8'2")	2.90 m (9'6")	2.50 m (8'2")	2.90 m (9'6")
Hydraulic Hammers	H115 S	✓		✓		✓		✓	
Compactors (Vibratory Plate)	CVP75	✓	✓	✓	✓	✓	✓	✓	✓
	CVP110	✓		✓		✓		✓	

**NOTE:** Use hammers on tiltrotators less than 10% of working hours per year or maximum 200 hours per year. Refer to your Operation and Maintenance Manual for recommended hydraulic flow requirements.

### TRS18 (HCS70 TOP/HCS70 BOTTOM) ATTACHMENTS

Some attachments require more hydraulic flow and are best suited with a machine that has HP2 circuits and a tiltrotator with a high flow swivel. Check the hydraulic capability of your machine and tiltrotator and the requirements of your attachment to ensure a proper match.

Undercarriage		Front Blade; Rear Outriggers		Front Outriggers; Rear Blade		Front and Rear Outriggers		Rear Blade	
Counterweight		4700 kg (10,362 lb)		4700 kg (10,362 lb)		4700 kg (10,362 lb)		4700 kg (10,362 lb)	
Boom Type		Variable Adjustable		Variable Adjustable		Variable Adjustable		Variable Adjustable	
Stick Length		2.50 m (8'2")		2.50 m (8'2")		2.50 m (8'2")		2.50 m (8'2")	
Compactors (Vibratory Plate)	CVP75	✓		✓		✓		✓	
	CVP110	✓		✓		✓		✓	

**NOTE:** Use hammers on tiltrotators less than 10% of working hours per year or maximum 200 hours per year. Refer to your Operation and Maintenance Manual for recommended hydraulic flow requirements.

*(continued on next page)*

# M322 Wheeled Excavator Specifications

## Attachments Offering Guide – North America (continued)

Not all Attachments are available in all regions. Consult your Cat dealer for configurations available in your region.

Match

No Match

### TRS18 (PIN-ON TOP/HCS70/55 BOTTOM) ATTACHMENTS

Some attachments require more hydraulic flow and are best suited with a machine that has HP2 circuits and a tiltrotator with a high flow swivel. Check the hydraulic capability of your machine and tiltrotator and the requirements of your attachment to ensure a proper match.

Undercarriage		Front Blade; Rear Outriggers		Front Outriggers; Rear Blade		Front and Rear Outriggers		Rear Blade	
Counterweight		4700 kg (10,362 lb)		4700 kg (10,362 lb)		4700 kg (10,362 lb)		4700 kg (10,362 lb)	
Boom Type		Variable Adjustable		Variable Adjustable		Variable Adjustable		Variable Adjustable	
Stick Length		2.50 m (8'2")	2.90 m (9'6")	2.50 m (8'2")	2.90 m (9'6")	2.50 m (8'2")	2.90 m (9'6")	2.50 m (8'2")	2.90 m (9'6")
Hydraulic Hammers	H115 S	✓		✓		✓		✓	
Compactors (Vibratory Plate)	CVP75	✓	✓	✓	✓	✓	✓	✓	✓
	CVP110	✓	✓	✓	✓	✓	✓	✓	✓

**NOTE:** Use hammers on tiltrotators less than 10% of working hours per year or maximum 200 hours per year. Refer to your Operation and Maintenance Manual for recommended hydraulic flow requirements.

### TRS18 (HCS70/55 TOP/HCS70/55 BOTTOM) ATTACHMENTS

Some attachments require more hydraulic flow and are best suited with a machine that has HP2 circuits and a tiltrotator with a high flow swivel. Check the hydraulic capability of your machine and tiltrotator and the requirements of your attachment to ensure a proper match.

Undercarriage		Front Blade; Rear Outriggers		Front Outriggers; Rear Blade		Front and Rear Outriggers		Rear Blade	
Counterweight		4700 kg (10,362 lb)		4700 kg (10,362 lb)		4700 kg (10,362 lb)		4700 kg (10,362 lb)	
Boom Type		Variable Adjustable		Variable Adjustable		Variable Adjustable		Variable Adjustable	
Stick Length		2.50 m (8'2")		2.50 m (8'2")		2.50 m (8'2")		2.50 m (8'2")	
Compactors (Vibratory Plate)	CVP75	✓		✓		✓		✓	

**NOTE:** Use hammers on tiltrotators less than 10% of working hours per year or maximum 200 hours per year. Refer to your Operation and Maintenance Manual for recommended hydraulic flow requirements.

## Standard and Optional Equipment

Standard and optional equipment may vary. Consult your Cat dealer for details.

	Standard	Optional		Standard	Optional
<b>BOOM, STICKS AND LINKAGES</b>			<b>HYDRAULIC SYSTEM</b>		
VA Boom 5445 mm (17'10")	✓		Boom, stick and bucket drift reduction valves	✓	
2.9 m (9'6") stick		✓	Boom/stick lowering check valves		✓
2.5 m (8'2") stick*		✓	Overload warning	✓	
Bucket linkage, B-type with lifting eye		✓	Electronic main control valve	✓	
Bucket linkage, B-type without lifting eye		✓	Automatic hydraulic oil warm up	✓	
<b>ELECTRICAL SYSTEM</b>			Element type main hydraulic filter	✓	
LED lights on boom and cab	✓		1-slider joysticks	✓	
LED lights on chassis (LH, RH) and counterweight	✓		2-slider joysticks		✓
Programmable time-delay LED working lights	✓		Advanced Tool Control (one/two way high-pressure flow with drift reduction)	✓	
Roading and indicator lights, front and rear	✓		Second high pressure auxiliary circuit (one/two way high-pressure flow)		✓
Maintenance free batteries	✓		Medium pressure auxiliary circuit (one/two way medium-pressure flow)		✓
Centralized electrical disconnect switch	✓		Heavy lift mode	✓	
Electrical refueling pump		✓	Quick coupler circuit for Cat pin grabber and CW-dedicated coupler		✓
<b>ENGINE</b>			SmartBoom™		✓
Cat C7.1 Single Turbo diesel engine – meets U.S. EPA Tier 4 Final and EU Stage V emission standards.	✓		Ride control		✓
Power mode selector	✓		Cat tilt rotator support		✓
One touch low idle with automatic engine speed control	✓		Joystick steering		✓
Automatic engine idle shutdown	✓		Separate dedicated swing pump	✓	
Work up to 3000 m (9,842 ft) above sea level without engine power de-rating	✓		Automatic swing brake	✓	
On-demand electric cooling fans with auto-reverse function	✓		Cat BIO HYDO™ Advanced biodegradable hydraulic oil		✓
52° C (125° F) high-ambient cooling capacity	✓		Adjustable hydraulic aggressiveness	✓	
Cold starting capability for –18° C (0° F)	✓		Electronic pattern changer	✓	
Sealed double element air filter with integrated precleaner	✓				
Electric fuel priming pump	✓				

(continued on next page)

\*Available in Europe only.

# M322 Standard and Optional Equipment

## Standard and Optional Equipment (continued)

Standard and optional equipment may vary. Consult your Cat dealer for details.

	Standard	Optional		Standard	Optional
<b>SAFETY AND SECURITY</b>			<b>UNDERCARRIAGE AND STRUCTURES</b>		
Rear and right-side-view cameras	✓		All wheel drive	✓	
360° visibility		✓	Automatic brake/axle lock	✓	
Wide angle mirrors		✓	Creep speed	✓	
Heated and remotely adjustable mirrors	✓		Electronic swing and travel lock	✓	
Travel alarm		✓	Heavy-duty axles, advanced disc brake system and travel motor, adjustable braking force	✓	
Signal/warning horn		✓	Oscillating front axle, lockable, with remote greasing point	✓	
Rotating beacon on cab and chassis		✓	11.00-20 16 PR, dual tires	✓	
Cat Asset tracker		✓	Steps with tool box in undercarriage (left and right)	✓	
Neutral lever (lock out) for all controls	✓		Two-piece drive shaft	✓	
Ground-level accessible secondary engine shutoff switch in cab	✓		Two speed hydrostatic transmission	✓	
Bluetooth® receiver	✓		Rear blade (parallel) undercarriage		✓
Anti-skid plate and countersunk bolts on service platform	✓		Rear blade (parallel)/front outrigger undercarriage		✓
<b>SERVICE AND MAINTENANCE</b>			Rear outrigger/front blade (parallel) undercarriage		✓
Sampling ports for Scheduled Oil Sampling (S·O·S <sup>SM</sup> )	✓		Rear outrigger/front outrigger undercarriage		✓
Automatic lubrication system for implement and swing system		✓	Fenders, front and rear, synthetic		✓
<b>TECHNOLOGY</b>			Travel restraint bracket for grapple/clamshell		✓
Cat Product Link™	✓		Counterweight (3500 kg/7,716 lb)*		✓
Cat Grade with 2D		✓	Counterweight (4700 kg/10,362 lb)		✓
Cat Grade with Advanced 2D		✓			
Cat Grade with 3D		✓			
Laser Catcher		✓			
Cat Payload including Payload Information, Static Weigh and Auto Calibration		✓			
2D E-fence		✓			
Remote Flash capability	✓				
Remote Troubleshoot capability	✓				

\*Available in Europe only.

## Dealer Installed Kits and Attachments

Attachments may vary. Consult your Cat dealer for details.

---

### CAB

- 75 mm (3") retractable seat belt

### SAFETY AND SECURITY

- Bluetooth key fob

### GUARDS

- Falling object guard system (not compatible with cab light cover, rain protector)
- Mesh guard full front (not compatible with cab light cover, rain protector)

# M322 Cab Options

## Cab Options

	Premium
Sound-suppressed ROPS cab	●
Heated and cooled seat with automatic adjustable suspension	●
Height-adjustable console, infinite with no tool	●
High-resolution 254 mm (10") LCD touchscreen monitor	●
Electrical Mirror	●
Automatic bi-level air conditioner	●
Jog dial and shortcut keys for monitor control	●
Keyless push-to-start engine control	●
51 mm (2") seat belt	●
Unfastened seat belt warning	●
Bluetooth integrated radio with USB ports and speakers	●
2 × 12V DC outlets	●
Auxiliary relay	○
Document storage	●
Cup and bottle holders	●
Openable two-piece front window (laminated)	○
Fixed one-piece front window (P5A classified)*	○
Parallel wiper with washer	●
Fixed glass skylight hatch	●
LED dome lights	●
Foot illumination	●
Roller rear sunscreen	●
Rear window emergency exit	●
Washable floor mat	●
Beacon ready	●
Falling Object Guard Structure (FOGS) "ready"	●
Vandal Guards "ready"	●
Two LED cab lights	●
Rainvisor	●

● Standard

○ Optional

\*Available in Europe only.

The following information applies to the machine at the time of final manufacture as configured for sale in the regions covered in this document. The content of this declaration is valid as of the date issued; however, content related to machine features and specifications are subject to change without notice. For additional information, please see the machine's Operation and Maintenance Manual.

For more information on sustainability in action and our progress, please visit <https://www.caterpillar.com/en/company/sustainability>.

## Engine

- The Cat® C4.4 engine meets U.S. EPA Tier 4 Final and EU Stage V emission standards.
- Cat diesel engines are required to use ULSD (ultra-low sulfur diesel fuel with 15 ppm of sulfur or less) or ULSD blended with the following lower-carbon intensity fuels up to:
  - ✓ 20% biodiesel FAME (fatty acid methyl ester)\*
  - ✓ 100% renewable diesel, HVO (hydrotreated vegetable oil) and GTL (gas-to-liquid) fuels

Refer to guidelines for successful application. Please consult your Cat dealer or "Caterpillar Machine Fluids Recommendations" (SEBU6250) for details.

*\*Engines with no aftertreatment devices can use higher blends, up to 100% biodiesel (for use of blends higher than 20% biodiesel, consult your Cat dealer).*

## Air Conditioning System

- The air conditioning system on this machine contains the fluorinated greenhouse gas refrigerant R134a (Global Warming Potential = 1430). The system contains 0.85 kg (1.9 lb) of refrigerant which has a CO<sub>2</sub> equivalent of 1.216 metric tonnes (1.340 tons).

## Paint

- Based on best available knowledge, the maximum allowable concentration, measured in parts per million (PPM), of the following heavy metals in paint are:
  - Barium < 0.01%
  - Cadmium < 0.01%
  - Chromium < 0.01%
  - Lead < 0.01%

## Sound Performance

With cooling fan speed at maximum value:

Operator Sound Pressure Level (ISO 6396:2008) – 70 dB(A)

Exterior Sound Power Level (ISO 6395:2008) – 103 dB(A)

- When properly installed and maintained, the cab offered by Caterpillar, when tested with doors and windows closed according to ANSI/SAE J1166 OCT98, meets OSHA and MSHA requirements for operator sound exposure limits in effect at time of manufacture.
- Hearing protection may be needed when operating with an open operator station and cab (when not properly maintained or doors/windows open) for extended periods or in a noisy environment.
- Blue Angel certified.

## Oils and Fluids

- Caterpillar factory fills with ethylene glycol coolants. Cat Diesel Engine Antifreeze/Coolant (DEAC) and Cat Extended Life Coolant (ELC) can be recycled. Consult your Cat dealer for more information.
- Cat Bio HYDO™ Advanced is an EU Ecolabel approved biodegradable hydraulic oil.
- Additional fluids are likely to be present, please consult the Operations and Maintenance Manual or the Application and Installation guide for complete fluid recommendations and maintenance intervals.

## Features and Technology

- The following features and technology may contribute to fuel savings and/or carbon reduction. Features may vary. Consult your Cat dealer for details.
  - Advanced hydraulic systems balance power and efficiency
  - New hydraulic oil filter provides longer life with a 3,000-hour replacement interval – 50% longer than previous filter designs
  - Eco mode minimizes fuel consumption for light applications
  - One-touch low idle with automatic engine speed control
  - Optional Cat Grade with 2D improves operator efficiency by up to 45%
  - Optional Cat Payload on-board weighing system increases loading efficiency
  - Remote Flash and Remote Troubleshoot

For more complete information on Cat products, dealer services, and industry solutions, visit us on the web at [www.cat.com](http://www.cat.com)

© 2022 Caterpillar  
All rights reserved

Materials and specifications are subject to change without notice. Featured machines in photos may include additional equipment. See your Cat dealer for available options.

CAT, CATERPILLAR, LET'S DO THE WORK, their respective logos, "Caterpillar Corporate Yellow," the "Power Edge" and Cat "Modern Hex" trade dress as well as corporate and product identity used herein, are trademarks of Caterpillar and may not be used without permission.

AEXQ3226-01 (11-2022)  
Replaces AEXQ3226  
Build Number: 07C  
(Eur, N Am)

