



# MH3024

## Material Handler

# Technical Specifications

Configurations and features may vary by region. Please consult your Cat® dealer for availability in your area.

## Table of Contents

<b>Specifications</b> .....	<b>2</b>
Engine .....	2
Transmission .....	2
Service Refill Capacities .....	2
Swing Mechanism .....	2
Undercarriage .....	2
Operating Weights .....	2
Hydraulic System .....	3
Tires .....	3
Vibration Levels .....	3
Standards .....	3
Sound Performance .....	3
Air Conditioning System .....	3
Major Component Weights .....	4
Dimensions:	
Material Handler (MH) Boom 6.4 m (21'0") .....	5
MH Boom 7.45 m (24'5") .....	5
Undercarriage Dimensions:	
2.75 m (9'0") .....	6
2.99 m (9'10") .....	6
Dimensions:	
Variable Angle (VA) Boom 5.26 m (17'3") .....	7
One-Piece Boom 5.65 m (18'6") .....	7
Undercarriage Dimensions:	
Front Outrigger/Rear Blade .....	8
Front Blade/Rear Outrigger .....	8
Working Ranges:	
MH Boom 6.4 m (21'0") .....	9
MH Boom 7.45 m (24'5") .....	9
VA Boom 5.26 m (17'3") .....	10
One-Piece Boom 5.65 m (18'6") .....	10
Lift Capacities .....	11
Attachments Offering Guide:	
Europe .....	29
North America, South America .....	38
Australia/New Zealand .....	44
<b>Standard and Optional Equipment</b> .....	<b>45</b>
<b>Dealer Installed Kit and Attachments</b> .....	<b>47</b>
<b>Cab Options</b> .....	<b>48</b>
<b>MH3024 Environmental Declaration</b> .....	<b>49</b>

# MH3024 Material Handler Specifications

## Engine

Engine Model	Cat® C4.4	
Net Power – ISO 9249	128 kW	171 hp
Net Power – ISO 9249 (metric)	174 mhp (PS)	
Engine Power – ISO 14396	129 kW	174 hp
Engine Power – ISO 14396 (metric)	176 mhp (PS)	
Bore	105 mm	4.1 in
Stroke	135 mm	5.3 in
Displacement	4.4 L	268.5 in <sup>3</sup>
Number of Cylinders	4	
Biodiesel capability	Up to B20 <sup>(1)</sup>	

- Meets U.S. EPA Tier 4 Final and EU Stage V emission standards.
- Recommended for use up to 3000 m (9,843 ft) altitude with engine power derate above 3000 m (9,843 ft).
- Advertised power is tested per the specified standard in effect at the time of manufacture.
- Net power advertised is the power available at the flywheel when engine is equipped with fan, air cleaner, CEM exhaust gas aftertreatment, alternator, and cooling fan running at intermediate speed.
- Engine speed at 2,200 rpm.

<sup>(1)</sup>Cat diesel engines are required to use ULSD (ultra-low sulfur diesel fuel with 15 ppm of sulfur or less) and are compatible\* with ULSD blended with the following lower-carbon intensity fuels\*\* up to:

- ✓ 20% biodiesel FAME (fatty acid methyl ester)\*\*\*
- ✓ 100% renewable diesel, HVO (hydrotreated vegetable oil) and GTL (gas-to-liquid) fuels

Refer to guidelines for successful application. Please consult your Cat dealer or “Caterpillar Machine Fluids Recommendations” (SEBU6250) for details.

\* While Cat engines are compatible with these alternative fuels, some regions may not allow their use.

\*\* Tailpipe greenhouse gas emissions from lower-carbon intensity fuels are essentially the same as traditional fuels.

\*\*\* Engines with no aftertreatment devices are compatible with higher blends, up to 100% biodiesel (for use of blends higher than 20% biodiesel, consult your Cat dealer).

## Transmission

Forward/Reverse		
1st Gear	8 km/h	5.0 mph
2nd Gear with Joystick Steering	15 km/h	9.3 mph
2nd Gear with Steering Wheel	20 km/h	12.4 mph
Creeper Speed		
1st Gear	6 km/h	3.4 mph
2nd Gear	15 km/h	9.3 mph
Drawbar Pull		
Maximum Gradeability (23 500 kg/51,800 lb)	65%	

## Service Refill Capacities

Fuel Tank Capacity	350 L	92.5 gal
Cooling System	36 L	9.5 gal
Engine Oil	13 L	3.4 gal
Final Drive (each)	2.5 L	0.7 gal
Hydraulic System (including tank)	345 L	91.1 gal
Hydraulic Tank	155 L	40.9 gal
Diesel Exhaust Fluid (DEF) Tank	30 L	7.9 gal
Rear Axle Differential	14 L	3.7 gal
Steering Axle Differential	10.5 L	2.8 gal
Powershift Transmission	2.5 L	0.7 gal

## Swing Mechanism

Swing Speed*	8 rpm	
Maximum Swing Torque	58 kN·m	42,631 lbf·ft

\*For CE-marked machine default value may be set lower.

## Undercarriage

Ground Clearance	320 mm	12.6 in
Maximum Steering Angle	35°	
Oscillation Axle Angle	5°	
Minimum Turning Radius		
Outside of Stabilizer	6900 mm	22.6 ft

## Operating Weights<sup>1</sup>

Minimum	22 700 kg	50,050 lb
Maximum	26 800 kg	59,100 lb
Typical Configurations:		
VA Boom <sup>2</sup>	23 400 kg	51,600 lb
Waste Handling <sup>3</sup>	25 100 kg	55,350 lb
Scrap Handling <sup>4</sup>	25 200 kg	55,550 lb

<sup>1</sup> Operating weight includes full fuel tank, operator, 1400 kg (3,086 lb) work tool. Weight varies depending on configuration.

<sup>2</sup> Variable Angle (VA) Boom configuration includes 5.26 m (17'3") VA boom, 2.9 m (9'6") stick, 1400 kg (3,100 lb) work tool, 4200 kg (9,260 lb) counterweight, 2.75 m (9'0") wide undercarriage, blade and outriggers, and air tires.

<sup>3</sup> Waste Handling configuration includes 7.45 m (24'5") Material Handler (MH) boom, 4.3 m (14'1") MH straight stick, 1400 kg (3,100 lb) work tool, 4700 kg (10,350 lb) counterweight, 2.75 m (9'0") wide MH Undercarriage, and solid tires.

<sup>4</sup> Scrap Handling configuration includes 6.4 m (21'0") MH boom, 5.0 m (16'5") MH drop nose stick, 1400 kg (3,100 lb) work tool, 4200 kg (9,260 lb) counterweight, Operator Protective Guards (OPG), 15 kW (20 hp) Generator, 2.99 m (9'10") wide MH Undercarriage, and solid tires.

# MH3024 Material Handler Specifications

## Hydraulic System

Maximum Pressure – Implement Circuit		
Normal	35 000 kPa	5,076 psi
Heavy Lift	37 000 kPa	5,366 psi
Travel Circuit	35 000 kPa	5,076 psi
Maximum Pressure – Auxiliary Circuit		
High Pressure	35 000 kPa	5,076 psi
Medium Pressure	19 500 kPa	2,466 psi
Maximum Pressure – Swing Mechanism	39 000 kPa	5,656 psi
Maximum Flow – Implements	306 L/min	81 gal/min
Maximum Flow – Travel Circuit	220 L/min	58 gal/min
Maximum Flow – Auxiliary Circuit		
High Pressure	250 L/min	66 gal/min
Medium Pressure	55 L/min	14.5 gal/min
Maximum Flow – Swing Mechanism	95 L/min	25.1 gal/min
Boom Cylinder (MH) – Bore	130 mm	5 in
Boom Cylinder (MH) – Stroke	983 mm	39 in
Stick Cylinder (MH) – Bore	110 mm	4 in
Stick Cylinder (MH) – Stroke	1226 mm	48 in
Boom Cylinder (VA) – Bore	130 mm	5 in
Boom Cylinder (VA) – Stroke	906 mm	36 in
VAB Cylinder – Bore	160 mm	6 in
VAB Cylinder – Stroke	731 mm	29 in
Boom Cylinder (one-piece) – Bore	130 mm	5 in
Boom Cylinder (one-piece) – Stroke	906 mm	36 in
Stick Cylinder – Bore	130 mm	5 in
Stick Cylinder – Stroke	1205 mm	47 in
Bucket Cylinder – Bore	110 mm	4 in
Bucket Cylinder – Stroke	1077 mm	42 in

## Tires

Standard	10.00-20 (dual solid rubber)
Optional	11.00-20 (dual pneumatic)

## Vibration Levels

Maximum Hand/Arm		
ISO 5349:2001	<2.5 m/s <sup>2</sup>	<8.2 ft/s <sup>2</sup>
Maximum Whole Body		
ISO/TR 25398:2006	<0.5 m/s <sup>2</sup>	<1.6 ft/s <sup>2</sup>
Seat Transmissibility Factor		
ISO 7096:2020-spectral class EM5	<0.7	

## Standards

Brakes	ISO 3450:2011
Cab/Tip Over Protective Structure (TOPS)	EN474-5:2022/AC:2022
Operator Protective Guards (OPG) (optional)	ISO 10262:1998 Level II
Cab/Sound Levels	Meets appropriate standards as listed below

## Sound Performance

ISO 6395:2008 external	99 dB(A)
ISO 6396:2008 internal	70 dB(A)

- External Sound – The labeled spectator sound power level represents the Guaranteed Value per 2000/14/EC, when properly equipped, and is measured according to the test procedures and conditions specified in ISO 6395:2008. The measurements were conducted at 70% of the maximum engine cooling fan speed.
- Internal Sound – The operator sound pressure level is measured according to the test procedures and conditions specified in ISO 6396:2008 for a cab offered by Caterpillar, when properly installed and maintained and tested with the door and windows closed. The measurements were conducted at 70% of the maximum engine cooling fan speed.
- Hearing protection may be needed when operating with an open operator station and cab (when not properly maintained for doors/windows open) for extended periods or in noisy environment(s).
- Blue Angel certified.

## Air Conditioning System

- The air conditioning system on this machine contains the fluorinated greenhouse gas refrigerant R134a or R1234yf. See the label or instruction manual for identification of the gas.
  - If equipped with R134a (Global Warming Potential = 1430), the system contains 1.3 kg (2.9 lb) of refrigerant which has a CO<sub>2</sub> equivalent of 1.859 metric tonnes (2.049 tons).
  - If equipped with R1234yf (Global Warming Potential = 0.5), the system contains 1 kg (2.2 lb) of refrigerant which has a CO<sub>2</sub> equivalent of 0.001 metric tonnes (0.001 tons).

# MH3024 Material Handler Specifications

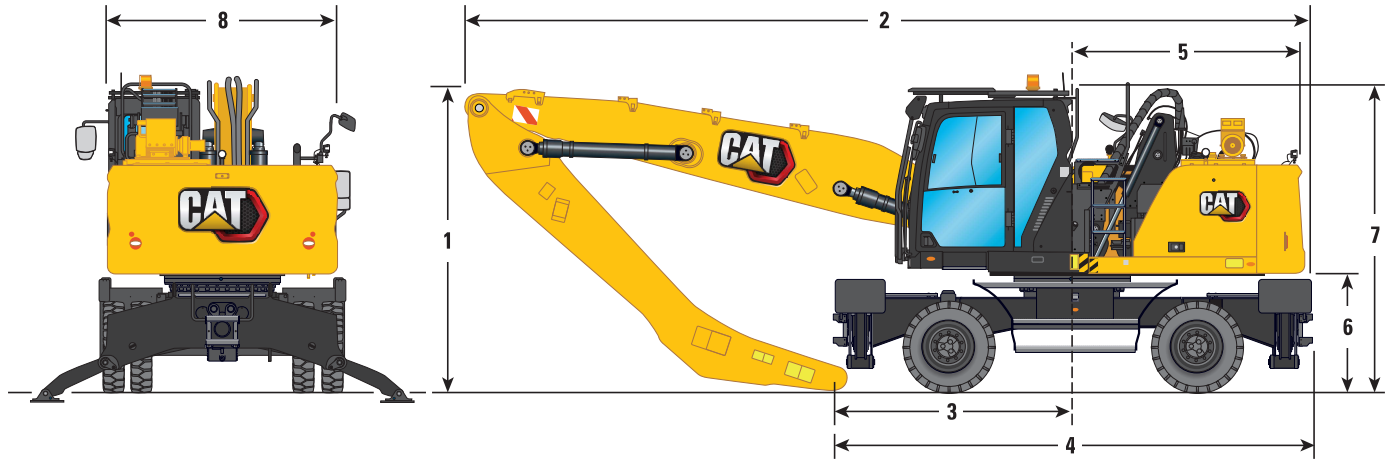
## Major Component Weights

	kg	lb
<b>Booms (including boom and stick cylinders, pins and standard hydraulic lines):</b>		
6.4 m (21'0") MH Boom	2550	5,600
7.45 m (24'5") MH Boom	2800	6,150
5.65 m (18'6") One-Piece Boom	2300	5,050
5.26 m (17'3") VA Boom	2750	6,050
<b>Sticks (including bucket cylinder and linkage [if equipped], pins and standard hydraulic lines):</b>		
5.0 m (16'5") MH Drop Nose Stick	1150	2,550
4.3 m (14'1") MH Straight Stick	1400	3,100
2.5 m (8'2") Straight Stick	1000	2,200
2.9 m (9'6") Straight Stick	1050	2,300
<b>Counterweights:</b>		
Standard	4200	9,260
Optional	4700	10,350
<b>Undercarriage (including axles and steps):</b>		
2.75 m (9'0") MH Undercarriage	5950	13,100
2.75 m (9'0") MH Undercarriage with Push Blade	6450	14,200
2.75 m (9'0") Undercarriage Blade and Outriggers	6100	13,450
2.99 m (9'10") MH Undercarriage	6000	13,250
2.99 m (9'10") MH Undercarriage with Push Blade	6550	14,450
<b>Tires:</b>		
Air Tires (11.00-20 dual)	1000	2,200
Solid Tires (10.00-20 dual)	1800	3,950
<b>Work Tools (including mounting bracket):</b>		
Waste Handling Grapple G318 (0.8 m <sup>3</sup> , 1.00 yd <sup>3</sup> )	1650	3,650
Orange Peel Grapple GSH420S (0.6 m <sup>3</sup> , 0.75 yd <sup>3</sup> )	1250	2,750
Orange Peel Grapple GSH520S (0.6 m <sup>3</sup> , 0.75 yd <sup>3</sup> )	1500	3,300
Orange Peel Grapple GSV520S (0.6 m <sup>3</sup> , 0.75 yd <sup>3</sup> )	1350	3,000
Transfer Clamshell Grapple CTV15 (1 m <sup>3</sup> , 1.25 yd <sup>3</sup> )	1400	3,100
Pin-On Bucket	700	1,550
CW Bucket	700	1,550
<b>Quick Couplers (QC):</b>		
CW Dedicated QC	250	550
Pin Grabber QC	400	900
<b>Other:</b>		
15 kW (20 hp) Generator	400	900
Operator Protective Guards (OPG)	150	350

# MH3024 Material Handler Specifications

## Dimensions

All dimensions are approximate and may vary depending on grapple selection. Values are with 10.00-20 solid tires.

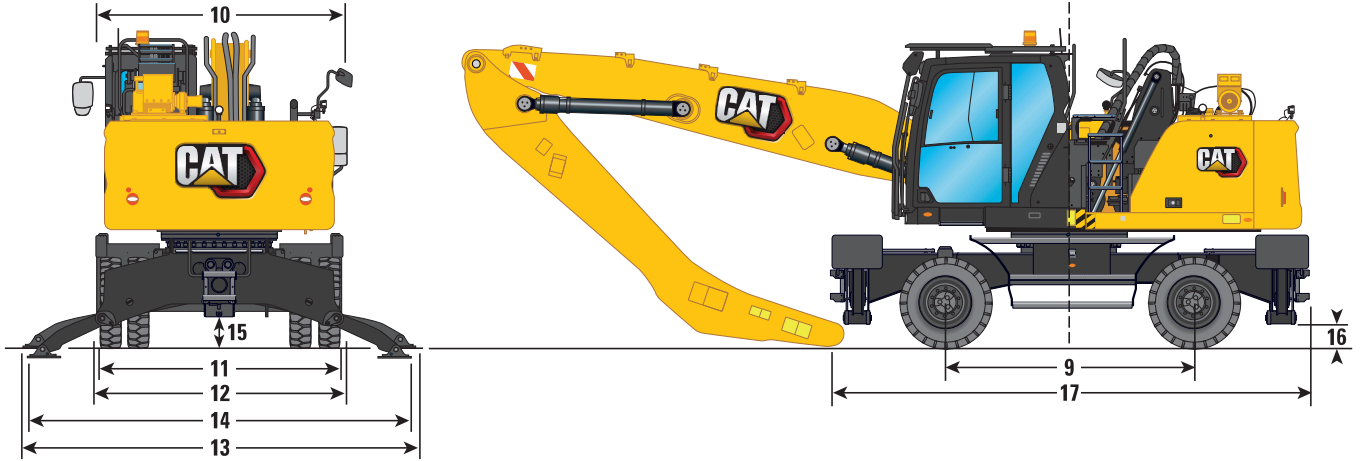


Boom Options	MH Boom 6.4 m (21'0")		MH Boom 7.45 m (24'5")					
	Stick Options		Stick Options					
	Drop Nose 5.0 m (16'5")	Straight 4.3 m (14'1")	Drop Nose 5.0 m (16'5")	Straight 4.3 m (14'1")				
<b>1</b> Shipping Height with OPG (highest point between boom and cab)	3350 mm	11'0"	3350 mm	11'0"	3350 mm	11'0"	3350 mm	11'0"
<b>2</b> Shipping Length								
2.75 m (9'0") MH Undercarriage	9590 mm	31'6"	9650 mm	31'8"	10 670 mm	35'0"	10 710 mm	35'2"
2.75 m (9'0") MH Undercarriage with Push Blade	10 050 mm	33'0"	10 050 mm	33'0"	11 130 mm	36'6"	10 710 mm	35'2"
2.99 m (9'10") MH Undercarriage	9590 mm	31'6"	9650 mm	31'8"	10 670 mm	35'0"	10 710 mm	35'2"
2.99 m (9'10") MH Undercarriage with Push Blade	10 050 mm	33'0"	10 050 mm	33'0"	11 130 mm	36'6"	10 710 mm	35'2"
<b>3</b> Support Point	2240 mm	7'4"	2930 mm	9'7"	3190 mm	10'6"	3640 mm	11'11"
<b>4</b> Machine Length								
2.75 m (9'0") MH Undercarriage	5290 mm	17'4"	5290 mm	17'4"	5290 mm	17'4"	5290 mm	17'4"
2.75 m (9'0") MH Undercarriage with Push Blade	5740 mm	18'10"	5740 mm	18'10"	5740 mm	18'10"	5740 mm	18'10"
2.99 m (9'10") MH Undercarriage	5290 mm	17'4"	5290 mm	17'4"	5290 mm	17'4"	5290 mm	17'4"
2.99 m (9'10") MH Undercarriage with Push Blade	5740 mm	18'10"	5740 mm	18'10"	5740 mm	18'10"	5740 mm	18'10"
<b>5</b> Tail Swing Radius	2600 mm	8'6"	2600 mm	8'6"	2600 mm	8'6"	2600 mm	8'6"
<b>6</b> Counterweight Clearance	1300 mm	4'3"	1300 mm	4'3"	1300 mm	4'3"	1300 mm	4'3"
<b>7</b> Cab Height								
Cab Lowered – without OPG	3350 mm	11'0"	3350 mm	11'0"	3350 mm	11'0"	3350 mm	11'0"
With Roof Wiper Guard	3470 mm	11'5"	3470 mm	11'5"	3470 mm	11'5"	3470 mm	11'5"
Cab Lowered – with OPG	3350 mm	11'0"	3350 mm	11'0"	3350 mm	11'0"	3350 mm	11'0"
Cab Raised – without OPG	5750 mm	18'10"	5750 mm	18'10"	5750 mm	18'10"	5750 mm	18'10"
Cab Raised – with OPG	5750 mm	18'10"	5750 mm	18'10"	5750 mm	18'10"	5750 mm	18'10"
With Roof Wiper Guard	5870 mm	19'3"	5870 mm	19'3"	5870 mm	19'3"	5870 mm	19'3"
<b>8</b> Upperframe Width								
Including Handrails	2540 mm	8'4"	2540 mm	8'4"	2540 mm	8'4"	2540 mm	8'4"

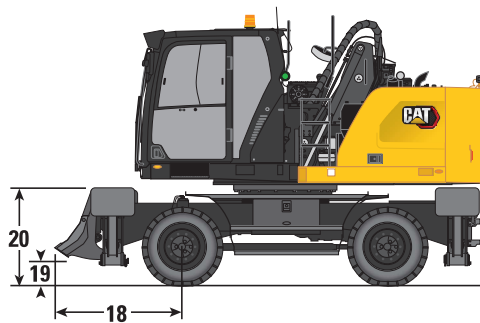
# MH3024 Material Handler Specifications

## Undercarriage Dimensions

All dimensions are approximate and may vary depending on grapple selection. Values are with 10.00-20 solid tires.



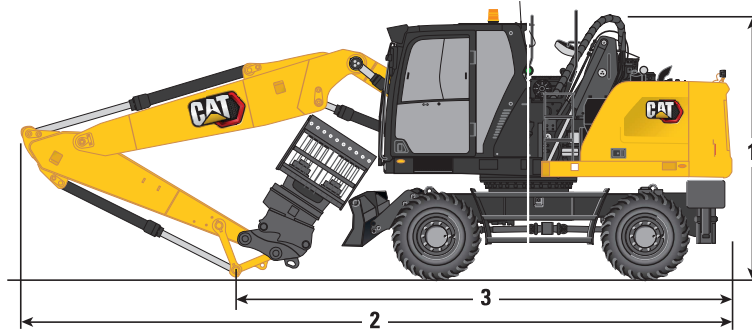
Undercarriage	2.75 m (9'0")		2.99 m (9'10")	
<b>9</b> Wheel Base	2750 mm	9'0"	2750 mm	9'0"
<b>10</b> Shipping Width	2750 mm	9'0"	2990 mm	9'10"
Undercarriage Width				
<b>11</b> Outside Tires	2650 mm	8'8"	2650 mm	8'8"
<b>12</b> With Outriggers Up	2740 mm	9'0"	2990 mm	9'10"
<b>13</b> With Outriggers on Ground	4330 mm	14'2"	4580 mm	15'0"
<b>14</b> With Outriggers Fully Down	4260 mm	14'0"	4510 mm	14'10"
Maximum Outrigger Depth	90 mm	0'4"	90 mm	0'4"
Clearance to Ground				
<b>15</b> Axle Clearance	320 mm	1'1"	320 mm	1'1"
<b>16</b> Outrigger Clearance	240 mm	0'9"	240 mm	0'9"
Undercarriage Length				
<b>17</b> Without Push Blade	5300 mm	17'5"	5300 mm	17'5"
With Push Blade	5740 mm	18'10"	5740 mm	18'10"
Push Blade				
<b>18</b> Front Axle to Blade (end)	1950 mm	6'5"	1950 mm	6'5"
<b>19</b> Clearance to Ground	320 mm	1'1"	320 mm	1'1"
<b>20</b> Height	930 mm	3'1"	930 mm	3'1"
Width	2740 mm	9'0"	2990 mm	9'10"



# MH3024 Material Handler Specifications

## Dimensions

All dimensions are approximate and may vary depending on grapple selection. Values are with 10.00-20 solid tires.

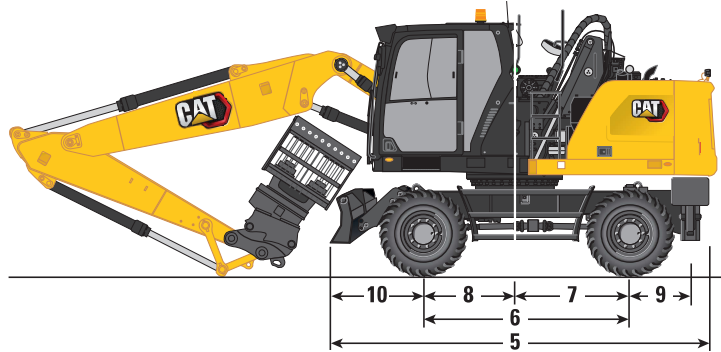


Boom Options	VA Boom 5.26 m (17'3")				One-Piece Boom 5.65 m (18'6")			
	Straight		Straight		Straight		Straight	
Stick Options	2.5 m (8'2")		2.9 m (9'6")		2.5 m (8'2")		2.9 m (9'6")	
1 Shipping Height with OPG (highest point between boom and cab)	3350 mm	11'0"	3500 mm	11'6"	3350 mm	11'0"	3350 mm	11'0"
2 Shipping Length	8925 mm	29'3"	8875 mm	29'1"	9325 mm	30'7"	9300 mm	30'6"
3 Support Point	3580 mm	11'9"	3420 mm	11'3"	3820 mm	12'6"	3610 mm	11'10"

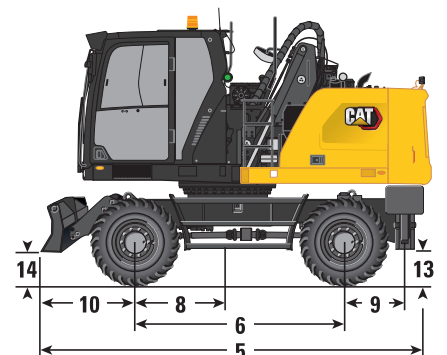
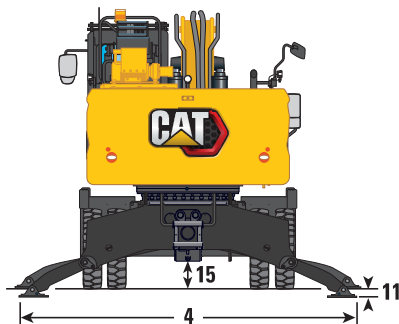

# MH3024 Material Handler Specifications

## Undercarriage Dimensions

All dimensions are approximate and may vary depending on grapple selection. Values are with 10.00-20 solid tires.



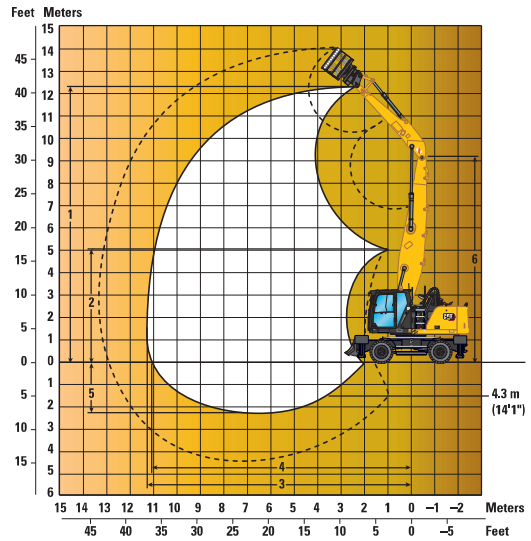
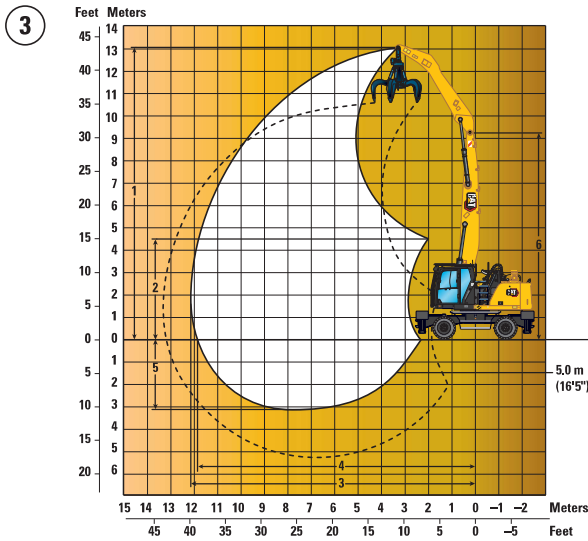
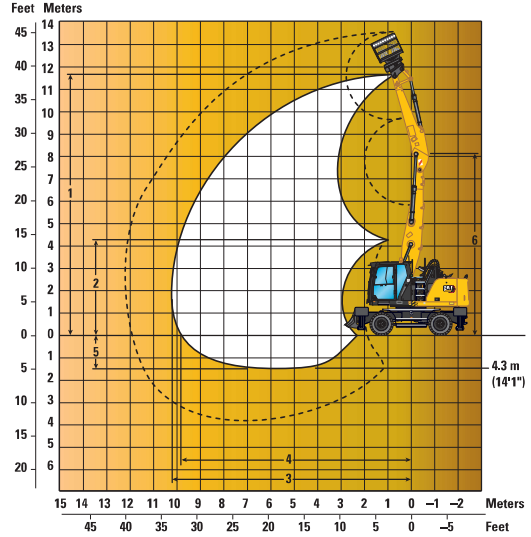
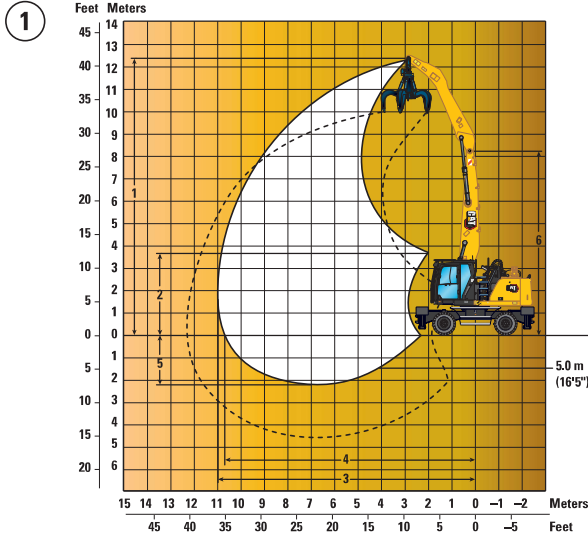
Undercarriage	Front Outrigger/ Rear Blade		Front Blade/ Rear Outrigger	
Undercarriage Width				
Outside Tires	2650 mm	8'8"	2650 mm	8'8"
With Outriggers Up	2750 mm	9'0"	2750 mm	9'0"
With Outriggers on Ground	4100 mm	13'5"	4100 mm	13'5"
<b>4</b> With Outriggers Fully Down	3940 mm	12'11"	3940 mm	12'11"
Shipping Width	2750 mm	9'0"	2750 mm	9'0"
<b>5</b> Undercarriage Length	5205 mm	17'1"	5190 mm	17'0"
<b>6</b> Wheel Base	2750 mm	9'0"	2750 mm	9'0"
<b>7</b> Swing to Rear Axle	1300 mm	4'3"	1300 mm	4'3"
<b>8</b> Swing to Front Axle	1450 mm	4'9"	1450 mm	4'9"
<b>9</b> Rear Axle to Rear Outrigger (mid)	—	—	800 mm	2'7"
Front Axle to Front Outrigger (mid)	940 mm	3'1"	—	—
Rear Axle to Parallel Blade (end)	1225 mm	4'0"	—	—
<b>10</b> Front Axle to Parallel Blade (end)	—	—	1350 mm	4'5"
<b>11</b> Maximum Outrigger Depth	150 mm	0'6"	150 mm	0'6"
<b>12</b> Blade Width	2750 mm	9'0"	2750 mm	9'0"
Maximum Blade Depth	165 mm	0'6"	165 mm	0'6"
Clearance to Ground				
<b>13</b> Outrigger Clearance	290 mm	0'11"	290 mm	0'11"
<b>14</b> Blade Clearance	455 mm	1'6"	455 mm	1'6"
<b>15</b> Axle Clearance	320 mm	1'1"	320 mm	1'1"



# MH3024 Material Handler Specifications

## Working Ranges

All dimensions are approximate and may vary depending on grapple selection.



### Boom Options

**MH Boom**  
6.4 m (21'0")

**MH Boom**  
7.45 m (24'5")

### Stick Options

①

②

③

④

**Drop Nose**  
5.0 m (16'5")

**Straight**  
4.3 m (14'1")

**Drop Nose**  
5.0 m (16'5")

**Straight**  
4.3 m (14'1")

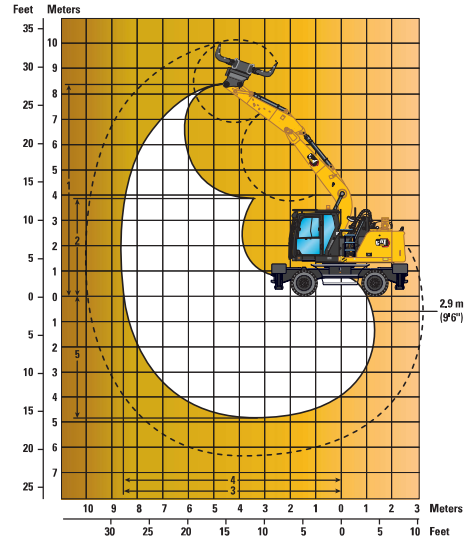
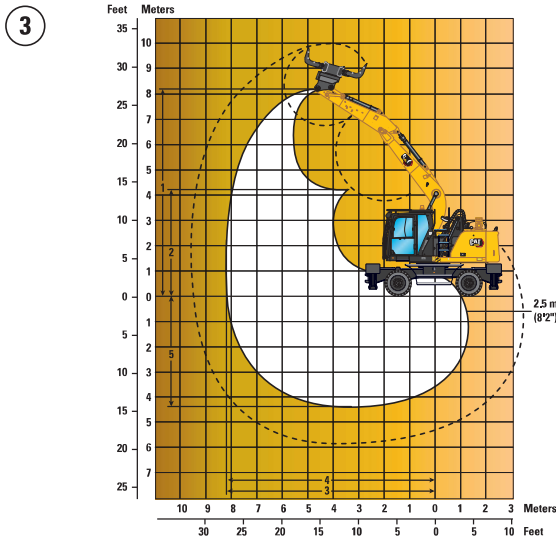
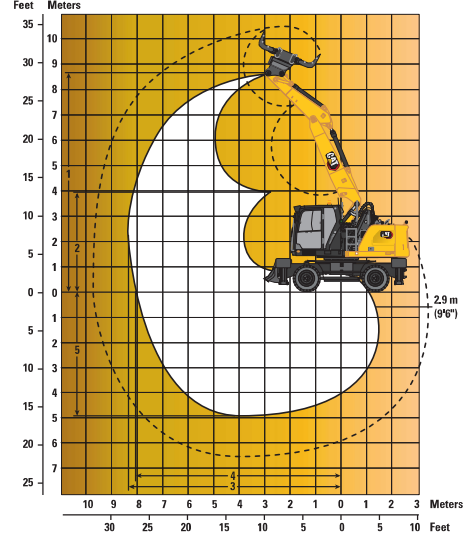
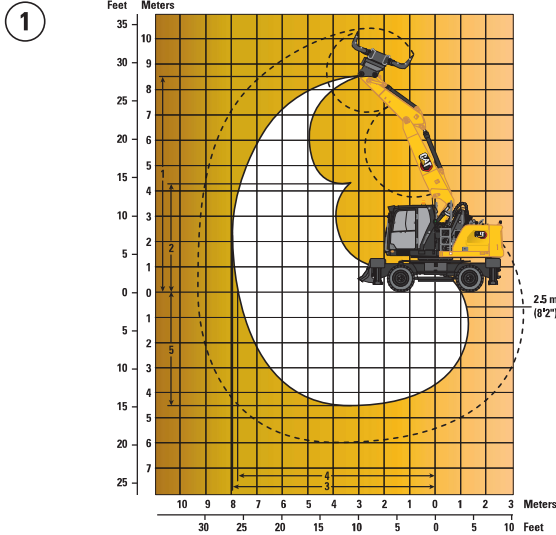
	①	②	③	④
<b>1</b> Maximum Height	12 390 mm 40'8"	11 710 mm 38'5"	13 030 mm 42'9"	12 380 mm 40'7"
<b>2</b> Minimum Dump Height	3730 mm 12'3"	4290 mm 14'1"	4520 mm 14'10"	5130 mm 16'10"
<b>3</b> Maximum Reach	11 000 mm 36'1"	10 280 mm 33'9"	12 010 mm 39'5"	11 300 mm 37'1"
<b>4</b> Maximum Reach at Ground Line	10 670 mm 35'0"	9800 mm 32'2"	11 870 mm 38'11"	11 140 mm 36'7"
<b>5</b> Maximum Depth	2200 mm 7'3"	1500 mm 4'11"	3010 mm 9'11"	2310 mm 7'7"
<b>6</b> Maximum Boom Pin Height	8200 mm 26'11"	8200 mm 26'11"	9260 mm 30'5"	9260 mm 30'5"

All dimensions refer to stick nose pin, with solid tires 10.00-20.  
These dimensions are independent from the undercarriage type.

# MH3024 Material Handler Specifications

## Working Ranges

All dimensions are approximate and may vary depending on grapple selection.



### Boom Options

**VA Boom**  
5.26 m (17'3")

**One-Piece Boom**  
5.65 m (18'6")

①

②

③

④

### Stick Options

**Straight**

**Straight**

2.5 m (8'2")

2.9 m (9'6")

2.5 m (8'2")

2.9 m (9'6")

	2.5 m (8'2")	2.9 m (9'6")	2.5 m (8'2")	2.9 m (9'6")
1 Maximum Height	8500 mm 27'11"	8780 mm 28'10"	8220 mm 27'0"	8440 mm 27'8"
2 Minimum Dump Height	4340 mm 14'3"	3960 mm 13'0"	4330 mm 14'2"	3930 mm 12'11"
3 Maximum Reach	7930 mm 26'0"	8310 mm 27'3"	8280 mm 27'2"	8660 mm 28'5"
4 Maximum Reach at Ground Line	7720 mm 25'4"	8120 mm 26'8"	8080 mm 26'6"	8470 mm 27'9"
5 Maximum Depth	4490 mm 14'9"	4890 mm 16'1"	4460 mm 14'8"	4860 mm 15'11"

All dimensions refer to stick nose pin, with solid tires 10.00-20.  
These dimensions are independent from the undercarriage type.

# MH3024 Material Handler Specifications

## Lift Capacities

All values are in kg, work tool: none, hydraulic cab rise, solid tires, with counterweight (4700 kg), heavy lift on.



### Undercarriage

2.75 m or 2.99 m (MH)

### Boom

7.45 m (MH)

### Stick

5.0 m (Drop Nose)

Load point height	Undercarriage configuration	3000 mm			4500 mm			6000 mm			7500 mm			9000 mm			10 500 mm			12 000 mm			mm				
		Free on Wheels	2.75 m MH - 2 sets stabilizers - lowered	2.99 m MH - 2 sets stabilizers - lowered	Free on Wheels	2.75 m MH - 2 sets stabilizers - lowered	2.99 m MH - 2 sets stabilizers - lowered	Free on Wheels	2.75 m MH - 2 sets stabilizers - lowered	2.99 m MH - 2 sets stabilizers - lowered	Free on Wheels	2.75 m MH - 2 sets stabilizers - lowered	2.99 m MH - 2 sets stabilizers - lowered	Free on Wheels	2.75 m MH - 2 sets stabilizers - lowered	2.99 m MH - 2 sets stabilizers - lowered	Free on Wheels	2.75 m MH - 2 sets stabilizers - lowered	2.99 m MH - 2 sets stabilizers - lowered	Free on Wheels	2.75 m MH - 2 sets stabilizers - lowered	2.99 m MH - 2 sets stabilizers - lowered	Free on Wheels	2.75 m MH - 2 sets stabilizers - lowered	2.99 m MH - 2 sets stabilizers - lowered		
12 000 mm	Free on Wheels								*5550	*5550	4900														*5200	*5200	4650
	2.75 m MH - 2 sets stabilizers - lowered								*5550	*5550	*5550														*5200	*5200	*5200
	2.99 m MH - 2 sets stabilizers - lowered								*5550	*5550	*5550														*5200	*5200	*5200
10 500 mm	Free on Wheels								6700	6750	5150	4600	4600	3500											3900	3900	2900
	2.75 m MH - 2 sets stabilizers - lowered								*7100	*7100	*7100	*5700	*5700	*5700											*4550	*4550	*4550
	2.99 m MH - 2 sets stabilizers - lowered								*7100	*7100	*7100	*5700	*5700	*5700											*4550	*4550	*4550
9000 mm	Free on Wheels								6750	6750	5150	4650	4650	3550	3350	3400	2500								3000	3000	2200
	2.75 m MH - 2 sets stabilizers - lowered								*7950	*7950	*7950	*6700	*6700	*6700	*5350	*5350	5150								*4200	*4200	*4200
	2.99 m MH - 2 sets stabilizers - lowered								*7950	*7950	*7950	*6700	*6700	*6700	*5350	*5350	5150								*4200	*4200	*4200
7500 mm	Free on Wheels								6650	6650	5050	4600	4600	3500	3350	3350	2500	2500	2500	1850					2500	2500	1800
	2.75 m MH - 2 sets stabilizers - lowered								*8050	*8050	*8050	*6750	*6750	*6750	*5750	*5750	5150	*4250	*4250	3900					*4100	*4100	3850
	2.99 m MH - 2 sets stabilizers - lowered								*8050	*8050	*8050	*6750	*6750	*6750	*5750	*5750	5150	*4250	*4250	3900					*4100	*4100	*4100
6000 mm	Free on Wheels				10 250	10 300	7650	6400	6400	4850	4450	4450	3350	3300	3300	2450	2500	2500	1800						2200	2200	1550
	2.75 m MH - 2 sets stabilizers - lowered				*10 450	*10 450	*10 450	*8350	*8350	*8350	*6850	*6850	6800	*5800	*5800	5050	*4900	*4900	3900						*4050	*4050	3450
	2.99 m MH - 2 sets stabilizers - lowered				*10 450	*10 450	*10 450	*8350	*8350	*8350	*6850	*6850	*6850	*5800	*5800	5450	*4900	*4900	4250						*4050	*4050	3750
4500 mm	Free on Wheels	*15 350	*15 350	13 400	9500	9550	7000	6000	6050	4500	4250	4250	3150	3150	3150	2300	2450	2450	1750						2000	2000	1400
	2.75 m MH - 2 sets stabilizers - lowered	*15 350	*15 350	*15 350	*11 500	*11 500	*11 500	*8750	*8750	*8750	*7000	*7000	6600	*5800	*5800	4900	*4850	*4850	3850						*4000	*4000	3200
	2.99 m MH - 2 sets stabilizers - lowered	*15 350	*15 350	*15 350	*11 500	*11 500	*11 500	*8750	*8750	*8750	*7000	*7000	*7000	*5800	*5800	5350	*4850	*4850	4150						*4000	*4000	3450
3000 mm	Free on Wheels				8500	8550	6100	5550	5550	4050	4000	4000	2900	3000	3000	2200	2350	2350	1650						1850	1900	1300
	2.75 m MH - 2 sets stabilizers - lowered				*12 250	*12 250	*12 250	*9000	*9000	8950	*7100	*7100	6300	*5750	*5750	4750	*4700	*4700	3750						*3650	*3650	3050
	2.99 m MH - 2 sets stabilizers - lowered				*12 250	*12 250	*12 250	*9000	*9000	*9000	*7100	*7100	6850	*5750	*5750	5150	*4700	*4700	4050						*3650	*3650	3300
1500 mm	Free on Wheels				7650	7650	5300	5100	5150	3650	3750	3750	2650	2850	2850	2050	2250	2250	1600	1800	1850	1250			1800	1850	1250
	2.75 m MH - 2 sets stabilizers - lowered				*8200	*8200	*8200	*8850	*8850	8450	*6900	*6900	6000	*5550	*5550	4600	*4400	*4400	3650	*3250	*3250	3000			*3250	*3250	2950
	2.99 m MH - 2 sets stabilizers - lowered				*8200	*8200	*8200	*8850	*8850	*8850	*6900	*6900	6600	*5550	*5550	5000	*4400	*4400	3950	*3250	*3250	*3250			*3250	*3250	*3250
0 mm	Free on Wheels				*5450	*5450	4850	4800	4800	3350	3550	3550	2500	2750	2750	1900	2200	2200	1500						1800	1850	1250
	2.75 m MH - 2 sets stabilizers - lowered				*5450	*5450	*5450	*8100	*8100	8100	*6400	*6400	5800	*5050	*5050	4450	*3950	*3950	3550						*2750	*2750	*2750
	2.99 m MH - 2 sets stabilizers - lowered				*5450	*5450	*5450	*8100	*8100	*8100	*6400	*6400	6350	*5050	*5050	4850	*3950	*3950	3900						*2750	*2750	*2750
-1500 mm	Free on Wheels				*5500	*5500	4700	4600	4650	3200	3400	3450	2350	2650	2650	1850	2150	2150	1500								
	2.75 m MH - 2 sets stabilizers - lowered				*5500	*5500	*5500	*6700	*6700	*6700	*5450	*5450	*5450	*4300	*4300	*4300	*3150	*3150	*3150								
	2.99 m MH - 2 sets stabilizers - lowered				*5500	*5500	*5500	*6700	*6700	*6700	*5450	*5450	*5450	*4300	*4300	*4300	*3150	*3150	*3150								
-3000 mm	Free on Wheels											3350	3400	2300													
	2.75 m MH - 2 sets stabilizers - lowered											*4000	*4000	*4000													
	2.99 m MH - 2 sets stabilizers - lowered											*4000	*4000	*4000													

\*Limited by hydraulic rather than tipping load.

Lift capacity ratings are based on ISO 10567:2007, they do not exceed 87% of hydraulic lifting capacity or 75% of tipping load. The load point is the center line of the bucket pivot mounting pin on the stick. The oscillating axle must be locked. Lifting capacities are based on the machine standing on a firm uniform supporting surface. For lifting capacity including bucket and/or quick coupler, the respective weight has to be subtracted from above values. The use of a work tool attachment point to handle/lift objects, could affect the machine lift performance.

Always refer to the appropriate Operation and Maintenance Manual for specific product information.



# MH3024 Material Handler Specifications

## Lift Capacities

All values are in kg, work tool: none, hydraulic cab rise, solid tires, with counterweight (4700 kg), heavy lift on.



### Undercarriage 2.75 m or 2.99 m (MH)

### Boom 6.4 m (MH)

### Stick 5.0 m (Drop Nose)

Load point height	Undercarriage configuration	3000 mm			4500 mm			6000 mm			7500 mm			9000 mm			10 500 mm			Load at maximum reach (stick nose/bucket pin)			mm
		Load over front	Load over rear	Load over side	Load over front	Load over rear	Load over side	Load over front	Load over rear	Load over side	Load over front	Load over rear	Load over side	Load over front	Load over rear	Load over side	Load over front	Load over rear	Load over side	Load over front	Load over rear	Load over side	
12 000 mm	Free on Wheels	*7650	*7650	*7650															*6500	*6500	*6500	3820	
	2.75 m MH – 2 sets stabilizers – lowered	*7650	*7650	*7650															*6500	*6500	*6500		
	2.99 m MH – 2 sets stabilizers – lowered	*7650	*7650	*7650															*6500	*6500	*6500		
10 500 mm	Free on Wheels				*7500	*7500	*7500	*5950	*5950	5000									*4900	*4900	4200	6640	
	2.75 m MH – 2 sets stabilizers – lowered				*7500	*7500	*7500	*5950	*5950	*5950									*4900	*4900	*4900		
	2.99 m MH – 2 sets stabilizers – lowered				*7500	*7500	*7500	*5950	*5950	*5950									*4900	*4900	*4900		
9000 mm	Free on Wheels							6700	6750	5150	4600	4650	3500						3900	3900	2950	8270	
	2.75 m MH – 2 sets stabilizers – lowered							*7350	*7350	*7350	*5800	*5800	*5800						*4400	*4400	*4400		
	2.99 m MH – 2 sets stabilizers – lowered							*7350	*7350	*7350	*5800	*5800	*5800						*4400	*4400	*4400		
7500 mm	Free on Wheels							6700	6700	5150	4650	4650	3550	3400	3400	2550			3150	3150	2350	9390	
	2.75 m MH – 2 sets stabilizers – lowered							*8000	*8000	*8000	*6900	*6900	*6900	*5050	*5050	*5050			*4150	*4150	*4150		
	2.99 m MH – 2 sets stabilizers – lowered							*8000	*8000	*8000	*6900	*6900	*6900	*5050	*5050	*5050			*4150	*4150	*4150		
6000 mm	Free on Wheels				*9300	*9300	7900	6550	6600	5000	4550	4600	3450	3350	3400	2550			2700	2700	2000	10 160	
	2.75 m MH – 2 sets stabilizers – lowered				*9300	*9300	*9300	*8250	*8250	*8250	*6950	*6950	6950	*5950	*5950	5100			*4050	*4050	*4050		
	2.99 m MH – 2 sets stabilizers – lowered				*9300	*9300	*9300	*8250	*8250	*8250	*6950	*6950	*6950	*5950	*5950	5550			*4050	*4050	*4050		
4500 mm	Free on Wheels				10 000	10 050	7450	6300	6300	4750	4400	4450	3350	3300	3300	2450	2550	2550	1850	2450	2450	1800	10 670
	2.75 m MH – 2 sets stabilizers – lowered				*10 950	*10 950	*10 950	*8650	*8650	*8650	*7150	*7150	6750	*6000	*6000	5050	*4600	*4600	3900	*4100	*4100	3800	
	2.99 m MH – 2 sets stabilizers – lowered				*10 950	*10 950	*10 950	*8650	*8650	*8650	*7150	*7150	*7150	*6000	*6000	5450	*4600	*4600	4250	*4100	*4100	*4100	
3000 mm	Free on Wheels	*18 200	*18 200	12 750	9250	9300	6800	5950	5950	4400	4200	4250	3150	3200	3200	2350	2500	1800	2300	2300	1650	10 940	
	2.75 m MH – 2 sets stabilizers – lowered	*18 200	*18 200	*18 200	*12 100	*12 100	*12 100	*9100	*9100	*9100	*7250	*7250	6550	*5950	*5950	4900	*4750	*4750	3850	*4200	*4200		3600
	2.99 m MH – 2 sets stabilizers – lowered	*18 200	*18 200	*18 200	*12 100	*12 100	*12 100	*9100	*9100	*9100	*7250	*7250	7100	*5950	*5950	5350	*4750	*4750	4200	*4200	*4200		3950
1500 mm	Free on Wheels	*5550	*5550	*5550	8450	8500	6050	5550	5550	4050	4000	4050	2950	3050	3100	2250	2400	1750	2250	2250	1600	11 000	
	2.75 m MH – 2 sets stabilizers – lowered	*5550	*5550	*5550	*12 650	*12 650	*12 650	*9300	*9300	8950	*7250	*7250	6300	*5750	*5750	4800	*4450	*4450	3800	*3900	*3900		3550
	2.99 m MH – 2 sets stabilizers – lowered	*5550	*5550	*5550	*12 650	*12 650	*12 650	*9300	*9300	*9300	*7250	*7250	6900	*5750	*5750	5200	*4450	*4450	4150	*3900	*3900		3850
0 mm	Free on Wheels	*3850	*3850	*3850	7900	7950	5550	5250	5250	3800	3850	3850	2800	2950	3000	2150	2350	2400	1700				
	2.75 m MH – 2 sets stabilizers – lowered	*3850	*3850	*3850	*12 000	*12 000	*12 000	*8850	*8850	8600	*6850	*6850	6100	*5300	*5300	4700	*3850	*3850	3750				
	2.99 m MH – 2 sets stabilizers – lowered	*3850	*3850	*3850	*12 000	*12 000	*12 000	*8850	*8850	*8850	*6850	*6850	6700	*5300	*5300	5100	*3850	*3850	*3850				
-1500 mm	Free on Wheels				7650	7650	5300	5050	5100	3600	3700	3750	2650	2900	2900	2100							
	2.75 m MH – 2 sets stabilizers – lowered				*9750	*9750	*9750	*7700	*7700	*7700	*5900	*5900	*5900	*4400	*4400	*4400							
	2.99 m MH – 2 sets stabilizers – lowered				*9750	*9750	*9750	*7700	*7700	*7700	*5900	*5900	*5900	*4400	*4400	*4400							

\*Limited by hydraulic rather than tipping load.

Lift capacity ratings are based on ISO 10567:2007, they do not exceed 87% of hydraulic lifting capacity or 75% of tipping load. The load point is the center line of the bucket pivot mounting pin on the stick. The oscillating axle must be locked. Lifting capacities are based on the machine standing on a firm uniform supporting surface. For lifting capacity including bucket and/or quick coupler, the respective weight has to be subtracted from above values. The use of a work tool attachment point to handle/lift objects, could affect the machine lift performance.

Always refer to the appropriate Operation and Maintenance Manual for specific product information.

# MH3024 Material Handler Specifications

## Lift Capacities

All values are in lb, work tool: none, hydraulic cab rise, solid tires, with counterweight (10,370 lb), heavy lift on.



### Undercarriage 9'0" or 9'10" (MH)

### Boom 21'0" (MH)

### Stick 16'5" (Drop Nose)

Load point height	Undercarriage configuration	10 ft			15 ft			20 ft			25 ft			30 ft			35 ft			ft			
		Free on Wheels	9'0" MH - 2 sets stabilizers - lowered	9'10" MH - 2 sets stabilizers - lowered	Free on Wheels	9'0" MH - 2 sets stabilizers - lowered	9'10" MH - 2 sets stabilizers - lowered	Free on Wheels	9'0" MH - 2 sets stabilizers - lowered	9'10" MH - 2 sets stabilizers - lowered	Free on Wheels	9'0" MH - 2 sets stabilizers - lowered	9'10" MH - 2 sets stabilizers - lowered	Free on Wheels	9'0" MH - 2 sets stabilizers - lowered	9'10" MH - 2 sets stabilizers - lowered	Free on Wheels	9'0" MH - 2 sets stabilizers - lowered	9'10" MH - 2 sets stabilizers - lowered	Free on Wheels	9'0" MH - 2 sets stabilizers - lowered	9'10" MH - 2 sets stabilizers - lowered	
40 ft	Free on Wheels	*16,100	*16,100	*16,100																*15,500	*15,500	*15,500	10.60
	9'0" MH - 2 sets stabilizers - lowered	*16,100	*16,100	*16,100																*15,500	*15,500	*15,500	
	9'10" MH - 2 sets stabilizers - lowered	*16,100	*16,100	*16,100																*15,500	*15,500	*15,500	
35 ft	Free on Wheels				*16,100	*16,100	*16,100	*12,200	*12,200	10,700										*11,000	*11,000	9,800	21.00
	9'0" MH - 2 sets stabilizers - lowered				*16,100	*16,100	*16,100	*12,200	*12,200	*12,200										*11,000	*11,000	*11,000	
	9'10" MH - 2 sets stabilizers - lowered				*16,100	*16,100	*16,100	*12,200	*12,200	*12,200										*11,000	*11,000	*11,000	
30 ft	Free on Wheels							14,400	14,400	11,000	9,900	9,900	7,500							8,800	8,800	6,600	26.71
	9'0" MH - 2 sets stabilizers - lowered							*15,800	*15,800	*15,800	*12,000	*12,000	*12,000							*9,700	*9,700	*9,700	
	9'10" MH - 2 sets stabilizers - lowered							*15,800	*15,800	*15,800	*12,000	*12,000	*12,000							*9,700	*9,700	*9,700	
25 ft	Free on Wheels							14,400	14,400	11,000	10,000	10,000	7,600	7,200	7,300	5,400				7,000	7,000	5,200	30.58
	9'0" MH - 2 sets stabilizers - lowered							*17,500	*17,500	*17,500	*15,000	*15,000	*15,000	*10,100	*10,100	*10,100				*9,200	*9,200	*9,200	
	9'10" MH - 2 sets stabilizers - lowered							*17,500	*17,500	*17,500	*15,000	*15,000	*15,000	*10,100	*10,100	*10,100				*9,200	*9,200	*9,200	
20 ft	Free on Wheels				*20,400	*20,400	17,100	14,100	14,200	10,800	9,800	9,900	7,500	7,200	7,300	5,400				6,000	6,000	4,400	33.20
	9'0" MH - 2 sets stabilizers - lowered				*20,400	*20,400	*20,400	*17,900	*17,900	*17,900	*15,200	*15,200	14,900	*13,000	*13,000	11,000				*8,900	*8,900	*8,900	
	9'10" MH - 2 sets stabilizers - lowered				*20,400	*20,400	*20,400	*17,900	*17,900	*17,900	*15,200	*15,200	*15,200	*13,000	*13,000	11,900				*8,900	*8,900	*8,900	
15 ft	Free on Wheels				21,600	21,700	16,100	13,600	13,600	10,300	9,500	9,600	7,200	7,100	5,300					5,400	5,500	4,000	34.94
	9'0" MH - 2 sets stabilizers - lowered				*23,700	*23,700	*23,700	*18,800	*18,800	*18,800	*15,500	*15,500	14,600	*13,000	*13,000	10,800				*9,000	*9,000	8,400	
	9'10" MH - 2 sets stabilizers - lowered				*23,700	*23,700	*23,700	*18,800	*18,800	*18,800	*15,500	*15,500	*15,500	*13,000	*13,000	11,700				*9,000	*9,000	*9,000	
10 ft	Free on Wheels	*39,300	*39,300	27,500	20,000	20,100	14,700	12,800	12,800	9,500	9,100	9,100	6,800	6,800	6,900	5,100	5,300	5,300	3,900	5,100	5,100	3,700	35.86
	9'0" MH - 2 sets stabilizers - lowered	*39,300	*39,300	*39,300	*26,100	*26,100	*26,100	*19,700	*19,700	*19,700	*15,800	*15,800	14,100	*12,900	*12,900	10,600	*10,200	*10,200	8,300	*9,200	*9,200	8,000	
	9'10" MH - 2 sets stabilizers - lowered	*39,300	*39,300	*39,300	*26,100	*26,100	*26,100	*19,700	*19,700	*19,700	*15,800	*15,800	15,300	*12,900	*12,900	11,500	*10,200	*10,200	9,000	*9,200	*9,200	8,700	
5 ft	Free on Wheels	*13,300	*13,300	*13,300	18,200	18,300	13,100	12,000	12,000	8,800	8,700	8,700	6,400	6,600	6,600	4,800	5,200	5,200	3,800	5,000	5,000	3,600	36.09
	9'0" MH - 2 sets stabilizers - lowered	*13,300	*13,300	*13,300	*27,500	*27,500	*27,500	*20,100	*20,100	19,200	*15,700	*15,700	13,600	*12,500	*12,500	10,300	*9,500	*9,500	8,200	*8,700	*8,700	7,800	
	9'10" MH - 2 sets stabilizers - lowered	*13,300	*13,300	*13,300	*27,500	*27,500	*27,500	*20,100	*20,100	*20,100	*15,700	*15,700	14,800	*12,500	*12,500	11,200	*9,500	*9,500	8,900	*8,700	*8,700	8,500	
0 ft	Free on Wheels	*8,700	*8,700	*8,700	17,000	17,100	12,000	11,300	11,400	8,100	8,300	8,300	6,000	6,400	6,400	4,600	5,100	5,100	3,700				
	9'0" MH - 2 sets stabilizers - lowered	*8,700	*8,700	*8,700	*26,000	*26,000	*26,000	*19,200	*19,200	18,500	*14,800	*14,800	13,200	*11,400	*11,400	10,100	*8,000	*8,000	*8,000				
	9'10" MH - 2 sets stabilizers - lowered	*8,700	*8,700	*8,700	*26,000	*26,000	*26,000	*19,200	*19,200	*19,200	*14,800	*14,800	14,400	*11,400	*11,400	11,000	*8,000	*8,000	*8,000				
-5 ft	Free on Wheels				16,400	16,500	11,400	10,900	11,000	7,800	8,000	8,100	5,800										
	9'0" MH - 2 sets stabilizers - lowered				*21,500	*21,500	*21,500	*16,600	*16,600	*16,600	*12,700	*12,700	*12,700										
	9'10" MH - 2 sets stabilizers - lowered				*21,500	*21,500	*21,500	*16,600	*16,600	*16,600	*12,700	*12,700	*12,700										

\*Limited by hydraulic rather than tipping load.

Lift capacity ratings are based on ISO 10567:2007, they do not exceed 87% of hydraulic lifting capacity or 75% of tipping load. The load point is the center line of the bucket pivot mounting pin on the stick. The oscillating axle must be locked. Lifting capacities are based on the machine standing on a firm uniform supporting surface. For lifting capacity including bucket and/or quick coupler, the respective weight has to be subtracted from above values. The use of a work tool attachment point to handle/lift objects, could affect the machine lift performance.

Always refer to the appropriate Operation and Maintenance Manual for specific product information.

# MH3024 Material Handler Specifications

## Lift Capacities























All values are in kg, work tool: none, hydraulic cab rise, solid tires, with counterweight (4200 kg), heavy lift on.

 Load point height    
  Load over front    
  Load over rear    
  Load over side    
  Load at maximum reach (stick nose/bucket pin)

### Undercarriage 2.75 m or 2.99 m (MH)

### Boom 6.4 m (MH)

### Stick 5.0 m (Drop Nose)

Load point height	Undercarriage configuration	3000 mm			4500 mm			6000 mm			7500 mm			9000 mm			10 500 mm						mm						
																													
12 000 mm	Free on Wheels	*7650	*7650	*7650																			*6500	*6500	*6500	3820			
	2.75 m MH – 2 sets stabilizers – lowered	*7650	*7650	*7650																			*6500	*6500	*6500				
	2.99 m MH – 2 sets stabilizers – lowered	*7650	*7650	*7650																			*6500	*6500	*6500				
10 500 mm	Free on Wheels				*7500	*7500	*7500	*5950	*5950	4750																*4900	*4900	4000	6640
	2.75 m MH – 2 sets stabilizers – lowered				*7500	*7500	*7500	*5950	*5950	*5950																*4900	*4900	*4900	
	2.99 m MH – 2 sets stabilizers – lowered				*7500	*7500	*7500	*5950	*5950	*5950																*4900	*4900	*4900	
9000 mm	Free on Wheels							6400	6450	4900	4400	4400	3350													3700	3700	2750	8270
	2.75 m MH – 2 sets stabilizers – lowered							*7350	*7350	*7350	*5800	*5800	*5800													*4400	*4400	*4400	
	2.99 m MH – 2 sets stabilizers – lowered							*7350	*7350	*7350	*5800	*5800	*5800													*4400	*4400	*4400	
7500 mm	Free on Wheels							6400	6400	4900	4400	4450	3350	3200	3200	2400										2950	2950	2200	9390
	2.75 m MH – 2 sets stabilizers – lowered							*8000	*8000	*8000	*6900	*6900	6700	*5050	*5050	4900										*4150	*4150	*4150	
	2.99 m MH – 2 sets stabilizers – lowered							*8000	*8000	*8000	*6900	*6900	*6900	*5050	*5050	*5050										*4150	*4150	*4150	
6000 mm	Free on Wheels				*9300	*9300	7550	6250	6300	4750	4350	4350	3300	3200	3200	2350										2550	2550	1850	10 160
	2.75 m MH – 2 sets stabilizers – lowered				*9300	*9300	*9300	*8250	*8250	*8250	*6950	*6950	6650	*5950	*5950	4900										*4050	*4050	3950	
	2.99 m MH – 2 sets stabilizers – lowered				*9300	*9300	*9300	*8250	*8250	*8250	*6950	*6950	*6950	*5950	*5950	5300										*4050	*4050	*4050	
4500 mm	Free on Wheels				9600	9600	7100	6000	6000	4500	4200	4200	3150	3100	3100	2400	2400	1700								2300	2300	1650	10 670
	2.75 m MH – 2 sets stabilizers – lowered				*10 950	*10 950	*10 950	*8650	*8650	*8650	*7150	*7150	6500	*6000	*6000	4800	*4600	*4600	3750	*4100	*4100					3650	3650		
	2.99 m MH – 2 sets stabilizers – lowered				*10 950	*10 950	*10 950	*8650	*8650	*8650	*7150	*7150	7050	*6000	*6000	5200	*4600	*4600	4050	*4100	*4100					3950	3950		
3000 mm	Free on Wheels	17 850	17 900	12 100	8850	8850	6450	5650	5650	4150	4000	4000	2950	3000	3000	2200	2350	2350	1650	2150	2200					1500	1500		10 940
	2.75 m MH – 2 sets stabilizers – lowered	*18 200	*18 200	*18 200	*12 100	*12 100	*12 100	*9100	*9100	9000	*7250	*7250	6250	*5950	*5950	4700	4650	4700	4000	*4200	*4200					3450	3450		
	2.99 m MH – 2 sets stabilizers – lowered	*18 200	*18 200	*18 200	*12 100	*12 100	*12 100	*9100	*9100	*9100	*7250	*7250	6800	*5950	*5950	5100	4700	4700	4000	*4200	*4200					3750	3750		
1500 mm	Free on Wheels	*5550	*5550	*5550	8050	8050	5700	5250	5300	3800	3800	3800	2750	2900	2900	2100	2250	2300	1600	2100	2100					1500	1500		11 000
	2.75 m MH – 2 sets stabilizers – lowered	*5550	*5550	*5550	*12 650	*12 650	*12 650	*9300	*9300	8550	*7250	*7250	6050	*5750	*5750	4550	*4450	*4450	3600	*3900	*3900					3350	3350		
	2.99 m MH – 2 sets stabilizers – lowered	*5550	*5550	*5550	*12 650	*12 650	*12 650	*9300	*9300	*9300	*7250	*7250	6600	*5750	*5750	5000	*4450	*4450	3950	*3900	*3900					3650	3650		
0 mm	Free on Wheels	*3850	*3850	*3850	7450	7500	5200	4950	4950	3500	3600	3650	2600	2800	2800	2000	2200	2250	1550										
	2.75 m MH – 2 sets stabilizers – lowered	*3850	*3850	*3850	*12 000	*12 000	*12 000	*8850	*8850	8200	*6850	*6850	5850	*5300	*5300	4450	*3850	*3850	3550										
	2.99 m MH – 2 sets stabilizers – lowered	*3850	*3850	*3850	*12 000	*12 000	*12 000	*8850	*8850	*8850	*6850	*6850	6400	*5300	*5300	4850	*3850	*3850	*3850										
-1500 mm	Free on Wheels				7200	7250	4950	4750	4800	3350	3500	3500	2500	2700	2750	1900													
	2.75 m MH – 2 sets stabilizers – lowered				*9750	*9750	*9750	*7700	*7700	*7700	*5900	*5900	5700	*4400	*4400	4400													
	2.99 m MH – 2 sets stabilizers – lowered																												

\*Limited by hydraulic rather than tipping load.

Lift capacity ratings are based on ISO 10567:2007, they do not exceed 87% of hydraulic lifting capacity or 75% of tipping load. The load point is the center line of the bucket pivot mounting pin on the stick. The oscillating axle must be locked. Lifting capacities are based on the machine standing on a firm uniform supporting surface. For lifting capacity including bucket and/or quick coupler, the respective weight has to be subtracted from above values. The use of a work tool attachment point to handle/lift objects, could affect the machine lift performance.

Always refer to the appropriate Operation and Maintenance Manual for specific product information.

# MH3024 Material Handler Specifications

## Lift Capacities






















All values are in lb, work tool: none, hydraulic cab rise, solid tires, with counterweight (9,260 lb), heavy lift on.

 Load point height    
  Load over front    
  Load over rear    
  Load over side    
  Load at maximum reach (stick nose/bucket pin)

### Undercarriage 9'0" or 9'10" (MH)

### Boom 21'0" (MH)

### Stick 16'5" (Drop Nose)

Load point height	Undercarriage configuration	10 ft			15 ft			20 ft			25 ft			30 ft			35 ft			ft			
																							
40 ft	Free on Wheels	*16,100	*16,100	*16,100																*15,500	*15,500	*15,500	10.60
	9'0" MH – 2 sets stabilizers – lowered	*16,100	*16,100	*16,100																*15,500	*15,500	*15,500	
	9'10" MH – 2 sets stabilizers – lowered	*16,100	*16,100	*16,100																*15,500	*15,500	*15,500	
35 ft	Free on Wheels				*16,100	*16,100	*16,100	*12,200	*12,200	10,100										*11,000	*11,000	9,300	21.00
	9'0" MH – 2 sets stabilizers – lowered				*16,100	*16,100	*16,100	*12,200	*12,200	*12,200										*11,000	*11,000	*11,000	
	9'10" MH – 2 sets stabilizers – lowered				*16,100	*16,100	*16,100	*12,200	*12,200	*12,200										*11,000	*11,000	*11,000	
30 ft	Free on Wheels							13,700	13,800	10,500	9,400	9,400	7,100							8,300	8,400	6,300	26.71
	9'0" MH – 2 sets stabilizers – lowered							*15,800	*15,800	*15,800	*12,000	*12,000	*12,000							*9,700	*9,700	*9,700	
	9'10" MH – 2 sets stabilizers – lowered							*15,800	*15,800	*15,800	*12,000	*12,000	*12,000							*9,700	*9,700	*9,700	
25 ft	Free on Wheels							13,800	13,800	10,500	9,500	9,500	7,200	6,900	6,900	5,100				6,600	6,600	4,900	30.58
	9'0" MH – 2 sets stabilizers – lowered							*17,500	*17,500	*17,500	*15,000	*15,000	14,400	*10,100	*10,100	*10,100				*9,200	*9,200	*9,200	
	9'10" MH – 2 sets stabilizers – lowered							*17,500	*17,500	*17,500	*15,000	*15,000	*15,000	*10,100	*10,100	*10,100				*9,200	*9,200	*9,200	
20 ft	Free on Wheels				*20,400	*20,400	16,300	13,500	13,500	10,200	9,900	9,400	7,000	6,800	6,900	5,100				5,700	5,700	4,100	33.20
	9'0" MH – 2 sets stabilizers – lowered				*20,400	*20,400	*20,400	*17,900	*17,900	*17,900	*15,200	*15,200	14,300	*13,000	*13,000	10,500				*8,900	*8,900	8,800	
	9'10" MH – 2 sets stabilizers – lowered				*20,400	*20,400	*20,400	*17,900	*17,900	*17,900	*15,200	*15,200	*15,200	*13,000	*13,000	11,400				*8,900	*8,900	*8,900	
15 ft	Free on Wheels				20,600	20,700	15,300	12,900	13,000	9,700	9,000	9,100	6,800	6,700	6,700	4,900				5,100	5,100	3,700	34.94
	9'0" MH – 2 sets stabilizers – lowered				*23,700	*23,700	*23,700	*18,800	*18,800	*18,800	*15,500	*15,500	13,900	*13,000	*13,000	10,400				*9,000	*9,000	8,000	
	9'10" MH – 2 sets stabilizers – lowered				*23,700	*23,700	*23,700	*18,800	*18,800	*18,800	*15,500	*15,500	15,100	*13,000	*13,000	11,200				*9,000	*9,000	8,700	
10 ft	Free on Wheels	38,300	38,500	26,200	19,000	19,100	13,900	12,100	12,200	9,000	8,600	8,700	6,400	6,500	6,500	4,700	5,000	5,000	3,600	4,800	4,800	3,400	35.86
	9'0" MH – 2 sets stabilizers – lowered	*39,300	*39,300	*39,300	*26,100	*26,100	*26,100	*19,700	*19,700	19,300	*15,800	*15,800	13,500	12,800	12,900	10,100	10,000	10,100	7,900	*9,200	*9,200	7,600	
	9'10" MH – 2 sets stabilizers – lowered	*39,300	*39,300	*39,300	*26,100	*26,100	*26,100	*19,700	*19,700	*19,700	*15,800	*15,800	14,700	12,900	*12,900	11,000	10,100	10,100	8,600	*9,200	*9,200	8,300	
5 ft	Free on Wheels	*13,300	*13,300	*13,300	17,300	17,400	12,300	11,300	11,400	8,200	8,200	8,200	5,900	6,200	6,200	4,500	4,900	4,900	3,500	4,600	4,700	3,300	36.09
	9'0" MH – 2 sets stabilizers – lowered	*13,300	*13,300	*13,300	*27,500	*27,500	*27,500	*20,100	*20,100	18,400	*15,700	*15,700	13,000	*12,500	*12,500	9,800	*9,500	*9,500	7,800	*8,700	*8,700	7,400	
	9'10" MH – 2 sets stabilizers – lowered	*13,300	*13,300	*13,300	*27,500	*27,500	*27,500	*20,100	*20,100	*20,100	*15,700	*15,700	14,200	*12,500	*12,500	10,700	*9,500	*9,500	8,500	*8,700	*8,700	8,100	
0 ft	Free on Wheels	*8,700	*8,700	*8,700	16,100	16,100	11,200	10,700	10,700	7,600	7,800	7,800	5,600	6,000	6,000	4,300	4,800	4,800	3,400				
	9'0" MH – 2 sets stabilizers – lowered	*8,700	*8,700	*8,700	*26,000	*26,000	*26,000	*19,200	*19,200	17,600	*14,800	*14,800	12,600	*11,400	*11,400	9,600	*8,000	*8,000	7,700				
	9'10" MH – 2 sets stabilizers – lowered	*8,700	*8,700	*8,700	*26,000	*26,000	*26,000	*19,200	*19,200	*19,200	*14,800	*14,800	13,700	*11,400	*11,400	10,500	*8,000	*8,000	*8,000				
-5 ft	Free on Wheels				15,500	15,600	10,600	10,300	10,300	7,200	7,500	7,600	5,300										
	9'0" MH – 2 sets stabilizers – lowered				*21,500	*21,500	*21,500	*16,600	*16,600	*16,600	*12,700	*12,700	12,300										
	9'10" MH – 2 sets stabilizers – lowered				*21,500	*21,500	*21,500	*16,600	*16,600	*16,600	*12,700	*12,700	*12,700										

\*Limited by hydraulic rather than tipping load.

Lift capacity ratings are based on ISO 10567:2007, they do not exceed 87% of hydraulic lifting capacity or 75% of tipping load. The load point is the center line of the bucket pivot mounting pin on the stick. The oscillating axle must be locked. Lifting capacities are based on the machine standing on a firm uniform supporting surface. For lifting capacity including bucket and/or quick coupler, the respective weight has to be subtracted from above values. The use of a work tool attachment point to handle/lift objects, could affect the machine lift performance.

Always refer to the appropriate Operation and Maintenance Manual for specific product information.

# MH3024 Material Handler Specifications

## Lift Capacities

All values are in kg, work tool: none, hydraulic cab rise, solid tires, with counterweight (4700 kg), heavy lift on.

 Load point height    
  Load over front    
  Load over rear    
  Load over side    
  Load at maximum reach (stick nose/bucket pin)

### Undercarriage


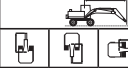





















2.75 m or 2.99 m (MH)

### Boom

7.45 m (MH)

### Stick

4.3 m (Straight)

	Undercarriage configuration	3000 mm			4500 mm			6000 mm			7500 mm			9000 mm			10 500 mm						mm			
																										
12 000 mm	Free on Wheels				*6500	*6500	*6500															*6300	*6300	*6300	4630	
	2.75 m MH – 2 sets stabilizers – lowered				*6500	*6500	*6500																*6300	*6300		*6300
	2.99 m MH – 2 sets stabilizers – lowered				*6500	*6500	*6500																*6300	*6300		*6300
10 500 mm	Free on Wheels							6300	6300	4700													4600	4650	3450	7120
	2.75 m MH – 2 sets stabilizers – lowered							*7000	*7000	*7000													*5150	*5150	*5150	
	2.99 m MH – 2 sets stabilizers – lowered							*7000	*7000	*7000													*5150	*5150	*5150	
9000 mm	Free on Wheels							6350	6350	4800	4300	4300	3200										3250	3300	2400	8670
	2.75 m MH – 2 sets stabilizers – lowered							*8050	*8050	*8050	*6700	*6700	6650										*4750	*4750	*4750	
	2.99 m MH – 2 sets stabilizers – lowered							*8050	*8050	*8050	*6700	*6700	*6700										*4750	*4750	*4750	
7500 mm	Free on Wheels							6250	6250	4700	4250	4250	3150	3050	2200								2600	2600	1850	9740
	2.75 m MH – 2 sets stabilizers – lowered							*8150	*8150	*8150	*6700	*6700	6600	*5600	*5600	4800							*4800	*4600	4150	
	2.99 m MH – 2 sets stabilizers – lowered							*8150	*8150	*8150	*6700	*6700	*6700	*5600	*5600	5250							*4600	*4600	4550	
6000 mm	Free on Wheels				9650	9700	7100	6000	6000	4450	4100	4150	3050	3000	3000	2150							2200	2250	1550	10 480
	2.75 m MH – 2 sets stabilizers – lowered				*10 950	*10 950	*10 950	*8400	*8400	*8400	*6800	*6800	6450	*5600	*5600	4750							*4550	*4550	3600	
	2.99 m MH – 2 sets stabilizers – lowered				*10 950	*10 950	*10 950	*8400	*8400	*8400	*6800	*6800	*6800	*5600	*5600	5150							*4550	*4550	3950	
4500 mm	Free on Wheels	17 950	18 050	12 100	8850	8900	6400	5600	5650	4100	3900	3950	2850	2900	2050	2150	2200	1500				2000	2000	1350	10 970	
	2.75 m MH – 2 sets stabilizers – lowered	*18 150	*18 150	*18 150	*11 750	*11 750	*11 750	*8700	*8700	*8700	*6900	*6900	6250	*5600	*5600	4650	*4500	*4500	3550				*4150	*4150		3300
	2.99 m MH – 2 sets stabilizers – lowered	*18 150	*18 150	*18 150	*11 750	*11 750	*11 750	*8700	*8700	*8700	*6900	*6900	6800	*5600	*5600	5050	*4500	*4500	3900				*4150	*4150		3600
3000 mm	Free on Wheels				7900	7950	5500	5150	5200	3700	3700	2600	2750	1900	2100	2100	1450	1850	1850	1250						11 240
	2.75 m MH – 2 sets stabilizers – lowered				*12 100	*12 100	*12 100	*8800	*8800	8550	*6850	*6850	6000	*5450	*5450	4500	*4300	*4300	3500				*3700	*3700	3100	
	2.99 m MH – 2 sets stabilizers – lowered				*12 100	*12 100	*12 100	*8800	*8800	8800	*6850	*6850	6550	*5450	*5450	4900	*4300	*4300	3800				*3700	*3700	3400	
1500 mm	Free on Wheels				*5350	*5350	4850	4800	4800	3300	3450	3500	2400	2600	2050	2050	1350	1800	1800	1200						11 300
	2.75 m MH – 2 sets stabilizers – lowered				*5350	*5350	*5350	*8400	*8400	8100	*6500	*6500	5750	*5150	*5150	4350	*3950	*3950	3400				*3200	*3200	3050	
	2.99 m MH – 2 sets stabilizers – lowered				*5350	*5350	*5350	*8400	*8400	*8400	*6500	*6500	6300	*5150	*5150	4750	*3950	*3950	3750				*3200	*3200	*3200	
0 mm	Free on Wheels				*4650	*4650	4600	4550	4550	3100	3300	3300	2250	2500	2550	1700	2000	2000	1300	1800	1800	1200			11 150	
	2.75 m MH – 2 sets stabilizers – lowered				*4650	*4650	*4650	*7300	*7300	*7300	*5800	*5800	5550	*4500	*4500	4250	*3300	*3300	*3300				*2650	*2650		*2650
	2.99 m MH – 2 sets stabilizers – lowered				*4650	*4650	*4650	*7300	*7300	*7300	*5800	*5800	*5800	*4500	*4500	*4500	*3300	*3300	*3300				*2650	*2650		*2650
-1500 mm	Free on Wheels							4450	4450	3000	3200	3250	2150	2450	2500	1650										
	2.75 m MH – 2 sets stabilizers – lowered							*5600	*5600	*5600	*4650	*4650	*4650	*3650	*3650	*3650										
	2.99 m MH – 2 sets stabilizers – lowered							*5600	*5600	*5600	*4650	*4650	*4650	*3650	*3650	*3650										

\*Limited by hydraulic rather than tipping load.


Lift capacity ratings are based on ISO 10567:2007, they do not exceed 87% of hydraulic lifting capacity or 75% of tipping load. The load point is the center line of the bucket pivot mounting pin on the stick. The oscillating axle must be locked. Lifting capacities are based on the machine standing on a firm uniform supporting surface. For lifting capacity including bucket and/or quick coupler, the respective weight has to be subtracted from above values. The use of a work tool attachment point to handle/lift objects, could affect the machine lift performance.

Always refer to the appropriate Operation and Maintenance Manual for specific product information.

# MH3024 Material Handler Specifications

## Lift Capacities






















All values are in lb, work tool: none, hydraulic cab rise, solid tires, with counterweight (10,370 lb), heavy lift on.

 Load point height    
  Load over front    
  Load over rear    
  Load over side    
  Load at maximum reach (stick nose/bucket pin)

### Undercarriage 9'0" or 9'10" (MH)

### Boom 24'5" (MH)

### Stick 14'1" (Straight)

Load point height	Undercarriage configuration	10 ft			15 ft			20 ft			25 ft			30 ft			35 ft			Load at maximum reach (stick nose/bucket pin)			ft			
																										
35 ft	Free on Wheels							13,400	13,500	10,100													10,700	10,800	8,000	22.67
	2.75 m MH – 2 sets stabilizers – lowered							*14,600	*14,600	*14,600													*11,600	*11,600	*11,600	
	2.99 m MH – 2 sets stabilizers – lowered							*14,600	*14,600	*14,600													*11,600	*11,600	*11,600	
30 ft	Free on Wheels							13,600	13,700	10,300	9,200	9,200	6,800										7,400	7,400	5,400	28.02
	2.75 m MH – 2 sets stabilizers – lowered							*17,500	*17,500	*17,500	*14,500	*14,500	14,300										*10,500	*10,500	*10,500	
	2.99 m MH – 2 sets stabilizers – lowered							*17,500	*17,500	*17,500	*14,500	*14,500	*14,500										*10,500	*10,500	*10,500	
25 ft	Free on Wheels							13,400	13,500	10,100	9,100	9,200	6,800	6,500	6,600	4,700							5,800	5,900	4,200	31.73
	2.75 m MH – 2 sets stabilizers – lowered							*17,700	*17,700	*17,700	*14,500	*14,500	14,200	*12,200	*12,200	10,300							*10,100	*10,100	9,300	
	2.99 m MH – 2 sets stabilizers – lowered							*17,700	*17,700	*17,700	*14,500	*14,500	*14,500	*12,200	*12,200	11,200							*10,100	*10,100	*10,100	
20 ft	Free on Wheels				20,800	20,900	15,400	12,900	12,900	9,600	8,900	8,900	6,500	6,400	4,600								4,900	5,000	3,400	34.28
	2.75 m MH – 2 sets stabilizers – lowered				*23,700	*23,700	*23,700	*18,200	*18,200	*18,200	*14,700	*14,700	13,900	*12,100	*12,100	10,200							*10,100	*10,100	8,000	
	2.99 m MH – 2 sets stabilizers – lowered				*23,700	*23,700	*23,700	*18,200	*18,200	*18,200	*14,700	*14,700	*14,700	*12,100	*12,100	11,100							*10,100	*10,100	8,800	
15 ft	Free on Wheels	38,800	38,900	26,200	19,200	19,200	13,900	12,100	12,100	8,800	8,400	8,500	6,100	6,200	4,400	4,700	4,700	3,200	4,400	4,400	3,000					35.93
	2.75 m MH – 2 sets stabilizers – lowered	*39,100	*39,100	*39,100	*25,400	*25,400	*25,400	*18,900	*18,900	*18,900	*14,900	*14,900	13,400	*12,100	*12,100	10,000	*9,600	*9,600	7,700	*9,100	*9,100	7,300				
	2.99 m MH – 2 sets stabilizers – lowered	*39,100	*39,100	*39,100	*25,400	*25,400	*25,400	*18,900	*18,900	*18,900	*14,900	*14,900	14,700	*12,100	*12,100	10,900	*9,600	*9,600	8,400	*9,100	*9,100	8,000				
10 ft	Free on Wheels				17,100	17,200	12,000	11,200	11,200	8,000	7,900	8,000	5,600	5,900	4,100	4,500	4,500	3,100	4,100	4,100	2,700					36.84
	2.75 m MH – 2 sets stabilizers – lowered				*26,300	*26,300	*26,300	*19,100	*19,100	*19,100	*14,800	*14,800	12,900	*11,800	*11,800	9,700	*9,200	*9,200	7,500	*8,200	*8,200	6,900				
	2.99 m MH – 2 sets stabilizers – lowered				*26,300	*26,300	*26,300	*19,100	*19,100	*19,100	*14,800	*14,800	14,100	*11,800	*11,800	10,600	*9,200	*9,200	8,200	*8,200	*8,200	7,500				
5 ft	Free on Wheels				*12,900	*12,900	10,500	10,300	10,400	7,200	7,500	7,500	5,200	5,600	5,700	3,900	4,400	4,400	2,900	4,000	4,000	2,600				37.07
	2.75 m MH – 2 sets stabilizers – lowered				*12,900	*12,900	*12,900	*18,200	*18,200	*17,500	*14,100	*14,100	12,400	*11,100	*11,100	9,400	*8,400	*8,400	7,400	*7,100	*7,100	6,700				
	2.99 m MH – 2 sets stabilizers – lowered				*12,900	*12,900	*12,900	*18,200	*18,200	*18,200	*14,100	*14,100	13,600	*11,100	*11,100	10,300	*8,400	*8,400	8,100	*7,100	*7,100	*7,100				
0 ft	Free on Wheels				*10,800	*10,800	9,900	9,800	9,800	6,700	7,100	7,200	4,900	5,400	5,500	3,700	4,300	4,300	2,800	4,000	4,000	2,600				36.58
	2.75 m MH – 2 sets stabilizers – lowered				*10,800	*10,800	*10,800	*15,900	*15,900	*15,900	*12,600	*12,600	12,000	*9,700	*9,700	9,100	*6,900	*6,900	*6,900	*5,900	*5,900	*5,900				
	2.99 m MH – 2 sets stabilizers – lowered				*10,800	*10,800	*10,800	*15,900	*15,900	*15,900	*12,600	*12,600	*12,600	*9,700	*9,700	*9,700	*6,900	*6,900	*6,900	*5,900	*5,900	*5,900				
-5 ft	Free on Wheels							9,600	9,600	6,500	6,900	7,000	4,700	5,300	5,400	3,600										
	2.75 m MH – 2 sets stabilizers – lowered							*12,200	*12,200	*12,200	*10,000	*10,000	*10,000	*7,500	*7,500	*7,500										
	2.99 m MH – 2 sets stabilizers – lowered							*12,200	*12,200	*12,200	*10,000	*10,000	*10,000	*7,500	*7,500	*7,500										

\*Limited by hydraulic rather than tipping load.

Lift capacity ratings are based on ISO 10567:2007, they do not exceed 87% of hydraulic lifting capacity or 75% of tipping load. The load point is the center line of the bucket pivot mounting pin on the stick. The oscillating axle must be locked. Lifting capacities are based on the machine standing on a firm uniform supporting surface. For lifting capacity including bucket and/or quick coupler, the respective weight has to be subtracted from above values. The use of a work tool attachment point to handle/lift objects, could affect the machine lift performance.

Always refer to the appropriate Operation and Maintenance Manual for specific product information.

# MH3024 Material Handler Specifications

## Lift Capacities

All values are in kg, work tool: none, hydraulic cab rise, solid tires, with counterweight (4200 kg), heavy lift on.



### Undercarriage

2.75 m or 2.99 m (MH)

### Boom

6.4 m (MH)

### Stick

4.3 m (Straight)

Load point height	Undercarriage configuration	3000 mm			4500 mm			6000 mm			7500 mm			9000 mm			Load at maximum reach (stick nose/bucket pin)			mm
		Load over front	Load over rear	Load over side	Load over front	Load over rear	Load over side	Load over front	Load over rear	Load over side	Load over front	Load over rear	Load over side	Load over front	Load over rear	Load over side	Load over front	Load over rear	Load over side	
10 500 mm	Free on Wheels				*7200	*7200	7100										*5800	*5800	5300	5340
	2.75 m MH – 2 sets stabilizers – lowered				*7200	*7200	*7200										*5800	*5800	*5800	
	2.99 m MH – 2 sets stabilizers – lowered				*7200	*7200	*7200										*5800	*5800	*5800	
9000 mm	Free on Wheels				*8750	*8750	7300	6000	6050	4500							4250	4250	3150	7290
	2.75 m MH – 2 sets stabilizers – lowered				*8750	*8750	*8750	*7300	*7300	*7300							*4950	*4950	*4950	
	2.99 m MH – 2 sets stabilizers – lowered				*8750	*8750	*8750	*7300	*7300	*7300							*4950	*4950	*4950	
7500 mm	Free on Wheels				*9750	*9750	7300	6000	6050	4500	4100	4100	3000				3200	3200	2350	8540
	2.75 m MH – 2 sets stabilizers – lowered				*9750	*9750	*9750	*8200	*8200	*8200	*6900	*6900	6350				*4650	*4650	*4650	
	2.99 m MH – 2 sets stabilizers – lowered				*9750	*9750	*9750	*8200	*8200	*8200	*6900	*6900	*6900				*4650	*4650	*4650	
6000 mm	Free on Wheels				9650	9600	7050	5900	5900	4400	4000	4000	2950	2900	2100	2100	2650	2700	1900	9380
	2.75 m MH – 2 sets stabilizers – lowered				*10 500	*10 500	*10 500	*8400	*8400	*8400	*6950	*6950	6300	*5800	*5800	4600	*4550	*4550	4250	
	2.99 m MH – 2 sets stabilizers – lowered				*10 500	*10 500	*10 500	*8400	*8400	*8400	*6950	*6950	6850	*5800	*5800	5000	*4550	*4550	*4550	
4500 mm	Free on Wheels	*14 950	*14 950	12 900	9050	9050	6600	5600	5650	4150	3900	3900	2850	2850	2050	2050	2350	2400	1650	9930
	2.75 m MH – 2 sets stabilizers – lowered	*14 950	*14 950	*14 950	*11 400	*11 400	*11 400	*8750	*8750	*8750	*7050	*7050	6150	*5750	*5750	4550	*4600	*4600	3850	
	2.99 m MH – 2 sets stabilizers – lowered	*14 950	*14 950	*14 950	*11 400	*11 400	*11 400	*8750	*8750	*8750	*7050	*7050	6700	*5750	*5750	4950	*4600	*4600	4200	
3000 mm	Free on Wheels	16 500	16 600	10 950	8300	8300	5900	5250	5300	3800	3700	3700	2650	2750	1950	2200	2200	1500	10 220	
	2.75 m MH – 2 sets stabilizers – lowered	*19 200	*19 200	*19 200	*12 300	*12 300	*12 300	*9050	*9050	8600	*7100	*7100	5950	*5650	*5650	4450	*4500	*4500		3600
	2.99 m MH – 2 sets stabilizers – lowered	*19 200	*19 200	*19 200	*12 300	*12 300	*12 300	*9050	*9050	*9050	*7100	*7100	6500	*5650	*5650	4850	*4500	*4500		3950
1500 mm	Free on Wheels	*3000	*3000	*3000	7550	7600	5250	4950	4950	3500	3550	2500	2650	1850	2150	2150	1450	10 280		
	2.75 m MH – 2 sets stabilizers – lowered	*3000	*3000	*3000	*12 350	*12 350	*12 350	*9000	*9000	8200	*6900	*6900	5750	*5350	*5350	4350	*4000		*4000	3500
	2.99 m MH – 2 sets stabilizers – lowered	*3000	*3000	*3000	*12 350	*12 350	*12 350	*9000	*9000	*9000	*6900	*6900	6300	*5350	*5350	4750	*4000		*4000	3850
0 mm	Free on Wheels				7150	7200	4900	4700	4700	3250	3400	2350	2500	1750						
	2.75 m MH – 2 sets stabilizers – lowered				*10 200	*10 200	*10 200	*8250	*8250	7900	*6250	*6250	5600	*4700		*4700	4250			
	2.99 m MH – 2 sets stabilizers – lowered				*10 200	*10 200	*10 200	*8250	*8250	*8250	*6250	*6250	6150	*4700		*4700	4650			

## Lift Capacities

All values are in lb, work tool: none, hydraulic cab rise, solid tires, with counterweight (9,260 lb), heavy lift on.



### Undercarriage

9'0" or 9'10" (MH)

### Boom

21'0" (MH)

### Stick

14'1" (Straight)

Load point height	Undercarriage configuration	10 ft			15 ft			20 ft			25 ft			30 ft			Load at maximum reach (stick nose/bucket pin)			ft
		Load over front	Load over rear	Load over side	Load over front	Load over rear	Load over side	Load over front	Load over rear	Load over side	Load over front	Load over rear	Load over side	Load over front	Load over rear	Load over side	Load over front	Load over rear	Load over side	
35 ft	Free on Wheels				*15,000	*15,000	*15,000										*13,100	*13,100	12,800	16.57
	2.75 m MH – 2 sets stabilizers – lowered				*15,000	*15,000	*15,000										*13,100	*13,100	*13,100	
	2.99 m MH – 2 sets stabilizers – lowered				*15,000	*15,000	*15,000										*13,100	*13,100	*13,100	
30 ft	Free on Wheels				*18,900	*18,900	15,700	12,900	12,900	9,600							9,700	9,700	7,200	23.43
	2.75 m MH – 2 sets stabilizers – lowered				*18,900	*18,900	*18,900	*15,400	*15,400	*15,400							*11,100	*11,100	*11,100	
	2.99 m MH – 2 sets stabilizers – lowered				*18,900	*18,900	*18,900	*15,400	*15,400	*15,400							*11,100	*11,100	*11,100	
25 ft	Free on Wheels				21,100	21,100	15,700	12,900	13,000	9,700	8,700	8,800	6,500				7,200	7,200	5,200	27.72
	2.75 m MH – 2 sets stabilizers – lowered				*21,200	*21,200	*21,200	*17,800	*17,800	*17,800	*14,700	*14,700	13,700				*10,300	*10,300	*10,300	
	2.99 m MH – 2 sets stabilizers – lowered				*21,200	*21,200	*21,200	*17,800	*17,800	*17,800	*14,700	*14,700	*14,700				*10,300	*10,300	*10,300	
20 ft	Free on Wheels				20,500	20,600	15,200	12,600	12,700	9,400	8,600	8,700	6,400	6,200	6,200	4,400	5,900	6,000	4,200	30.64
	2.75 m MH – 2 sets stabilizers – lowered				*22,800	*22,800	*22,800	*18,200	*18,200	*18,200	*15,100	*15,100	13,500	*11,500	*11,500	9,900	*10,100	*10,100	9,500	
	2.99 m MH – 2 sets stabilizers – lowered				*22,800	*22,800	*22,800	*18,200	*18,200	*18,200	*15,100	*15,100	14,700	*11,500	*11,500	10,700	*10,100	*10,100	*10,100	
15 ft	Free on Wheels	*32,000	*32,000	27,900	19,400	19,500	14,200	12,100	12,200	8,900	8,400	8,400	6,100	6,100	4,400	5,900	6,000	3,700	32.51	
	2.75 m MH – 2 sets stabilizers – lowered	*32,000	*32,000	*32,000	*24,700	*24,700	*24,700	*19,000	*19,000	*19,000	*15,300	*15,300	13,200	*12,400	*12,400	9,700	*10,200	*10,200		8,500
	2.99 m MH – 2 sets stabilizers – lowered	*32,000	*32,000	*32,000	*24,700	*24,700	*24,700	*19,000	*19,000	*19,000	*15,300	*15,300	14,400	*12,400	*12,400	10,600	*10,200	*10,200		9,200
10 ft	Free on Wheels	35,500	35,700	23,700	17,900	17,900	12,800	11,400	11,400	8,200	8,000	8,000	5,700	5,900	5,900	4,200	4,800	4,900	3,400	33.50
	2.75 m MH – 2 sets stabilizers – lowered	*41,500	*41,500	*41,500	*26,600	*26,600	*26,600	*19,600	*19,600	*19,600	*15,300	*15,300	12,800	*12,200	*12,200	9,500	*9,900	*9,900	7,900	
	2.99 m MH – 2 sets stabilizers – lowered	*41,500	*41,500	*41,500	*26,600	*26,600	*26,600	*19,600	*19,600	*19,600	*15,300	*15,300	14,000	*12,200	*12,200	10,400	*9,900	*9,900	8,700	
5 ft	Free on Wheels	*7,100	*7,100	*7,100	16,300	16,400	11,400	10,600	10,700	7,600	7,600	5,400	5,700	5,700	4,000	4,700	4,700	3,200	33.73	
	2.75 m MH – 2 sets stabilizers – lowered	*7,100	*7,100	*7,100	*26,800	*26,800	*26,800	*19,500	*19,500	17,600	*14,900	*14,900	12,400	*11,500	*11,500	9,300	*8,800	*8,800		7,700
	2.99 m MH – 2 sets stabilizers – lowered	*7,100	*7,100	*7,100	*26,800	*26,800	*26,800	*19,500	*19,500	19,400	*14,900	*14,900	13,600	*11,500	*11,500	10,200	*8,800	*8,800		8,500
0 ft	Free on Wheels				15,400	15,500	10,500	10,100	10,200	7,000	7,300	7,300	5,100	5,500	5,600	3,800				
	2.75 m MH – 2 sets stabilizers – lowered				*23,700	*23,700	*23,700	*17,800	*17,800	17,000	*13,500	*13,500	12,100	*10,000	*10,000	9,100				
	2.99 m MH – 2 sets stabilizers – lowered				*23,700	*23,700	*23,700	*17,800	*17,800	*17,800	*13,500	*13,500	13,200	*10,000	*10,000	*10,000				

\*Limited by hydraulic rather than tipping load.

Lift capacity ratings are based on ISO 10567:2007, they do not exceed 87% of hydraulic lifting capacity or 75% of tipping load. The load point is the center line of the bucket pivot mounting pin on the stick. The oscillating axle must be locked. Lifting capacities are based on the machine standing on a firm uniform supporting surface. For lifting capacity including bucket and/or quick coupler, the respective weight has to be subtracted from above values. The use of a work tool attachment point to handle/lift objects, could affect the machine lift performance.

Always refer to the appropriate Operation and Maintenance Manual for specific product information.

# MH3024 Material Handler Specifications

## Lift Capacities

All values are in kg, work tool: none, hydraulic cab rise, solid tires, with counterweight (4700 kg), heavy lift on.



### Undercarriage

2.75 m or 2.99 m (MH)

### Boom

6.4 m (MH)

### Stick

4.3 m (Straight)

Load point height	Undercarriage configuration	3000 mm			4500 mm			6000 mm			7500 mm			9000 mm			Load at maximum reach (stick nose/bucket pin)			mm	
		Load over front	Load over rear	Load over side	Load over front	Load over rear	Load over side	Load over front	Load over rear	Load over side	Load over front	Load over rear	Load over side	Load over front	Load over rear	Load over side	Load over front	Load over rear	Load over side		
10 500 mm	Free on Wheels				*7200	*7200	*7200											*5800	*5800	5600	5340
	2.75 m MH – 2 sets stabilizers – lowered				*7200	*7200	*7200											*5800	*5800	*5800	
	2.99 m MH – 2 sets stabilizers – lowered				*7200	*7200	*7200											*5800	*5800	*5800	
9000 mm	Free on Wheels				*8750	*8750	7650	6300	6300	4750								4450	4500	3350	7290
	2.75 m MH – 2 sets stabilizers – lowered				*8750	*8750	*8750	*7300	*7300	*7300								*4950	*4950	*4950	
	2.99 m MH – 2 sets stabilizers – lowered				*8750	*8750	*8750	*7300	*7300	*7300								*4950	*4950	*4950	
7500 mm	Free on Wheels				*9750	*9750	7650	6300	6350	4750	4300	4300	3200					3400	3400	2500	8540
	2.75 m MH – 2 sets stabilizers – lowered				*9750	*9750	*9750	*8200	*8200	*8200	*6900	*6900	6650					*4650	*4650	*4650	
	2.99 m MH – 2 sets stabilizers – lowered				*9750	*9750	*9750	*8200	*8200	*8200	*6900	*6900	*6900					*4650	*4650	*4650	
6000 mm	Free on Wheels				10 000	10 000	7450	6150	6200	4650	4250	4250	3150	3050	3100	2250		2850	2850	2050	9380
	2.75 m MH – 2 sets stabilizers – lowered				*10 500	*10 500	*10 500	*8400	*8400	*8400	*6950	*6950	6600	*5800	*5800	4800		*4550	*4550	4400	
	2.99 m MH – 2 sets stabilizers – lowered				*10 500	*10 500	*10 500	*8400	*8400	*8400	*6950	*6950	*6950	*5800	*5800	5250		*4550	*4550	*4550	
4500 mm	Free on Wheels	*14 950	*14 950	13 550	9450	9500	6950	5900	5950	4400	4100	4150	3050	3000	3050	2200		2500	2550	1800	9930
	2.75 m MH – 2 sets stabilizers – lowered	*14 950	*14 950	*14 950	*11 400	*11 400	*11 400	*8750	*8750	*8750	*7050	*7050	6450	*5750	*5750	4750		*4600	*4600	4050	
	2.99 m MH – 2 sets stabilizers – lowered	*14 950	*14 950	*14 950	*11 400	*11 400	*11 400	*8750	*8750	*8750	*7050	*7050	7000	*5750	*5750	5200		*4600	*4600	4400	
3000 mm	Free on Wheels	17 350	17 400	11 600	8700	8750	6300	5550	5600	4050	3950	3950	2850	2900	2100	2350		2350	2350	1650	10 220
	2.75 m MH – 2 sets stabilizers – lowered	*19 200	*19 200	*19 200	*12 300	*12 300	*12 300	*9050	*9050	9000	*7100	*7100	6250	*5650	*5650	4650		*4500	*4500	3800	
	2.99 m MH – 2 sets stabilizers – lowered	*19 200	*19 200	*19 200	*12 300	*12 300	*12 300	*9050	*9050	*9050	*7100	*7100	6800	*5650	*5650	5100		*4500	*4500	4150	
1500 mm	Free on Wheels	*3000	*3000	*3000	8000	8050	5650	5250	5250	3750	3750	2700	2850	2000	2300			2300	2300	1600	10 280
	2.75 m MH – 2 sets stabilizers – lowered	*3000	*3000	*3000	*12 350	*12 350	*12 350	*9000	*9000	8600	*6900	*6900	6050	*5350	*5350	4550		*4000	*4000	3700	
	2.99 m MH – 2 sets stabilizers – lowered	*3000	*3000	*3000	*12 350	*12 350	*12 350	*9000	*9000	*9000	*6900	*6900	6600	*5350	*5350	4950		*4000	*4000	*4000	
0 mm	Free on Wheels				7600	7600	5250	5000	5000	3500	3600	3650	2750	2750	1950						
	2.75 m MH – 2 sets stabilizers – lowered				*10 200	*10 200	*10 200	*8250	*8250	*8250	*6250	*6250	5900	*4700	*4700	4450					
	2.99 m MH – 2 sets stabilizers – lowered				*10 200	*10 200	*10 200	*8250	*8250	*8250	*6250	*6250	*6250	*4700	*4700	*4700					

## Lift Capacities

All values are in lb, work tool: none, hydraulic cab rise, solid tires, with counterweight (10,370 lb), heavy lift on.



### Undercarriage

9'0" or 9'10" (MH)

### Boom

21'0" (MH)

### Stick

14'1" (Straight)

Load point height	Undercarriage configuration	10 ft			15 ft			20 ft			25 ft			30 ft			Load at maximum reach (stick nose/bucket pin)			ft	
		Load over front	Load over rear	Load over side	Load over front	Load over rear	Load over side	Load over front	Load over rear	Load over side	Load over front	Load over rear	Load over side	Load over front	Load over rear	Load over side	Load over front	Load over rear	Load over side		
35 ft	Free on Wheels				*15,000	*15,000	*15,000											*13,100	*13,100	*13,100	16.57
	2.75 m MH – 2 sets stabilizers – lowered				*15,000	*15,000	*15,000											*13,100	*13,100	*13,100	
	2.99 m MH – 2 sets stabilizers – lowered				*15,000	*15,000	*15,000											*13,100	*13,100	*13,100	
30 ft	Free on Wheels				*18,900	*18,900	16,500	13,500	13,500	10,200								10,200	10,200	7,600	23.43
	2.75 m MH – 2 sets stabilizers – lowered				*18,900	*18,900	*18,900	*15,400	*15,400	*15,400								*11,100	*11,100	*11,100	
	2.99 m MH – 2 sets stabilizers – lowered				*18,900	*18,900	*18,900	*15,400	*15,400	*15,400								*11,100	*11,100	*11,100	
25 ft	Free on Wheels				*21,200	*21,200	16,500	13,600	13,600	10,200	9,200	9,300	6,900					7,600	7,600	5,600	27.72
	2.75 m MH – 2 sets stabilizers – lowered				*21,200	*21,200	*21,200	*17,800	*17,800	*17,800	*14,700	*14,700	14,300					*10,300	*10,300	*10,300	
	2.99 m MH – 2 sets stabilizers – lowered				*21,200	*21,200	*21,200	*17,800	*17,800	*17,800	*14,700	*14,700	*14,700					*10,300	*10,300	*10,300	
20 ft	Free on Wheels				21,500	21,600	16,000	13,300	13,300	10,000	9,200	9,200	6,800	6,600	6,600	4,800		6,300	6,300	4,600	30.64
	2.75 m MH – 2 sets stabilizers – lowered				*22,800	*22,800	*22,800	*18,200	*18,200	*18,200	*15,100	*15,100	14,200	*11,500	*11,500	10,300		*10,100	*10,100	10,000	
	2.99 m MH – 2 sets stabilizers – lowered				*22,800	*22,800	*22,800	*18,200	*18,200	*18,200	*15,100	*15,100	*15,100	*11,500	*11,500	11,200		*10,100	*10,100	*10,100	
15 ft	Free on Wheels	*32,000	*32,000	29,200	20,400	20,500	15,000	12,700	12,800	9,500	8,800	8,900	6,500	6,500	4,700			5,600	5,600	4,000	32.51
	2.75 m MH – 2 sets stabilizers – lowered	*32,000	*32,000	*32,000	*24,700	*24,700	*24,700	*19,000	*19,000	*19,000	*15,300	*15,300	13,900	*12,400	*12,400	10,200		*10,200	*10,200	8,900	
	2.99 m MH – 2 sets stabilizers – lowered	*32,000	*32,000	*32,000	*24,700	*24,700	*24,700	*19,000	*19,000	*19,000	*15,300	*15,300	15,100	*12,400	*12,400	11,100		*10,200	*10,200	9,700	
10 ft	Free on Wheels	37,300	37,500	25,100	18,800	18,900	13,600	12,000	12,100	8,800	8,500	8,500	6,200	6,300	4,500			5,200	5,200	3,700	33.50
	2.75 m MH – 2 sets stabilizers – lowered	*41,500	*41,500	*41,500	*26,600	*26,600	*26,600	*19,600	*19,600	*19,600	*15,300	*15,300	13,400	*12,200	*12,200	10,000		*9,900	*9,900	8,400	
	2.99 m MH – 2 sets stabilizers – lowered	*41,500	*41,500	*41,500	*26,600	*26,600	*26,600	*19,600	*19,600	*19,600	*15,300	*15,300	14,700	*12,200	*12,200	10,900		*9,900	*9,900	9,100	
5 ft	Free on Wheels	*7,100	*7,100	*7,100	17,300	17,300	12,200	11,300	11,300	8,100	8,100	8,100	6,100	6,100	4,300			5,000	5,100	3,500	33.73
	2.75 m MH – 2 sets stabilizers – lowered	*7,100	*7,100	*7,100	*26,800	*26,800	*26,800	*19,500	*19,500	*19,500	*14,900	*14,900	13,000	*11,500	*11,500	9,800		*8,800	*8,800	8,200	
	2.99 m MH – 2 sets stabilizers – lowered	*7,100	*7,100	*7,100	*26,800	*26,800	*26,800	*19,500	*19,500	*19,500	*14,900	*14,900	14,200	*11,500	*11,500	10,700		*8,800	*8,800	*8,800	
0 ft	Free on Wheels				16,300	16,400	11,300	10,700	10,800	7,600	7,800	7,800	5,500	5,900	4,200						
	2.75 m MH – 2 sets stabilizers – lowered				*23,700	*23,700	*23,700	*17,800	*17,800	*17,800	*13,500	*13,500	12,700	*10,000	*10,000	9,600					
	2.99 m MH – 2 sets stabilizers – lowered				*23,700	*23,700	*23,700	*17,800	*17,800	*17,800	*13,500	*13,500	*13,500	*10,000	*10,000	*10,000					

\* Limited by hydraulic rather than tipping load.

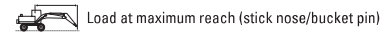
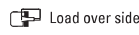
Lift capacity ratings are based on ISO 10567:2007, they do not exceed 87% of hydraulic lifting capacity or 75% of tipping load. The load point is the center line of the bucket pivot mounting pin on the stick. The oscillating axle must be locked. Lifting capacities are based on the machine standing on a firm uniform supporting surface. For lifting capacity including bucket and/or quick coupler, the respective weight has to be subtracted from above values. The use of a work tool attachment point to handle/lift objects, could affect the machine lift performance.

Always refer to the appropriate Operation and Maintenance Manual for specific product information.

# MH3024 Material Handler Specifications

## Lift Capacities

All values are in kg, work tool: none, hydraulic cab rise, pneumatic tires, bucket cylinder and bucket linkage installed, with counterweight (4200 kg), heavy lift on.



### Undercarriage

2.75 m (MH or STD) or 2.99 m (MH)

### Boom

5.65 m (One-Piece)

### Stick

2.5 m (Straight)

Undercarriage configuration	3000 mm			4500 mm			6000 mm			7500 mm			mm				
7500 mm	Free on Wheels														*4150	*4150	*4150
	2.75 m MH – 2 sets stabilizers – lowered														*4150	*4150	*4150
	2.99 m MH – 2 sets stabilizers – lowered														*4150	*4150	*4150
	2.75 m STD – Front stabilizer – rear dozer – lowered														*4150	*4150	*4150
	2.75 m STD – Front stabilizer – rear dozer – lowered														*4150	*4150	*4150
6000 mm	Free on Wheels						*5600	5400	4300						*3750	*3750	*3750
	2.75 m MH – 2 sets stabilizers – lowered						*5600	*5600	*5600						*3750	*3750	*3750
	2.99 m MH – 2 sets stabilizers – lowered						*5600	*5600	*5600						*3750	*3750	*3750
	2.75 m STD – Front stabilizer – rear dozer – lowered						*5600	*5600	*5600						*3750	*3750	*3750
	2.75 m STD – Front stabilizer – rear dozer – lowered						*5600	*5600	*5600						*3750	*3750	*3750
4500 mm	Free on Wheels				*7350	*7350	6400	5700	5200	4150	4000	3700	2950		*3650	*3450	2700
	2.75 m MH – 2 sets stabilizers – lowered				*7350	*7350	*7350	*5950	*5950	*5950	*5250	*5250	*5250		*3650	*3650	*3650
	2.99 m MH – 2 sets stabilizers – lowered				*7350	*7350	*7350	*5950	*5950	*5950	*5250	*5250	*5250		*3650	*3650	*3650
	2.75 m STD – Front stabilizer – rear dozer – lowered				*7350	*7350	*7350	*5950	*5950	*5950	*5250	*5250	4500		*3650	*3650	*3650
	2.75 m STD – Front stabilizer – rear dozer – lowered				*7350	*7350	*7350	*5950	*5950	*5950	*5250	*5250	4600		*3650	*3650	*3650
3000 mm	Free on Wheels				8350	7550	5850	5450	5000	3950	3900	3600	2850	3400	3100	2450	
	2.75 m MH – 2 sets stabilizers – lowered				*8850	*8850	*8850	*6600	*6600	*6600	*5450	*5450	*5450		*3700	*3700	*3700
	2.99 m MH – 2 sets stabilizers – lowered				*8850	*8850	*8850	*6600	*6600	*6600	*5450	*5450	*5450		*3700	*3700	*3700
	2.75 m STD – Front stabilizer – rear dozer – lowered				*8850	*8850	*8850	*6600	*6600	6150	*5450	*5450	4400		*3700	*3700	*3700
	2.75 m STD – Front stabilizer – rear dozer – lowered				*8850	*8850	*8850	*6600	*6600	6300	*5450	*5450	4500		*3700	*3700	*3700
1500 mm	Free on Wheels				7850	7050	5400	5200	4750	3700	3800	3500	2750	3300	3000	2350	
	2.75 m MH – 2 sets stabilizers – lowered				*9900	*9900	*9900	*7100	*7100	*7100	*5650	*5650	*5650		*3950	*3950	*3950
	2.99 m MH – 2 sets stabilizers – lowered				*9900	*9900	*9900	*7100	*7100	*7100	*5650	*5650	*5650		*3950	*3950	*3950
	2.75 m STD – Front stabilizer – rear dozer – lowered				*9900	*9900	8950	*7100	*7100	5900	*5650	*5650	4300		*3950	*3950	3700
	2.75 m STD – Front stabilizer – rear dozer – lowered				*9900	*9900	9300	*7100	*7100	6050	*5650	*5650	4400		*3950	*3950	3800
0 mm	Free on Wheels				7650	6850	5200	5050	4600	3550	3700	3400	2650	3350	3100	2400	
	2.75 m MH – 2 sets stabilizers – lowered				*9900	*9900	*9900	*7250	*7250	*7250	*5550	*5550	*5550		*4400	*4400	*4400
	2.99 m MH – 2 sets stabilizers – lowered				*9900	*9900	*9900	*7250	*7250	*7250	*5550	*5550	*5550		*4400	*4400	*4400
	2.75 m STD – Front stabilizer – rear dozer – lowered				*9900	*9900	8750	*7250	*7250	5750	*5550	*5550	4200		*4400	*4400	3800
	2.75 m STD – Front stabilizer – rear dozer – lowered				*9900	*9900	9050	*7250	*7250	5900	*5550	*5550	4300		*4400	*4400	3900
-1500 mm	Free on Wheels	*8650	*8650	*8650	7600	6850	5200	5000	4550	3500	3700	3400	2650	3650	3350	2600	
	2.75 m MH – 2 sets stabilizers – lowered	*8650	*8650	*8650	*9050	*9050	*9050	*6800	*6800	*6800	*4950	*4950	*4950		*4850	*4850	*4850
	2.99 m MH – 2 sets stabilizers – lowered	*8650	*8650	*8650	*9050	*9050	*9050	*6800	*6800	*6800	*4950	*4950	*4950		*4850	*4850	*4850
	2.75 m STD – Front stabilizer – rear dozer – lowered	*8650	*8650	*8650	*9050	*9050	8700	*6800	*6800	5700	*4950	*4950	4200		*4850	*4850	4150
	2.75 m STD – Front stabilizer – rear dozer – lowered	*8650	*8650	*8650	*9050	*9050	9000	*6800	*6800	5850	*4950	*4950	4300		*4850	*4850	4250
-3000 mm	Free on Wheels	*9450	*9450	*9450	*7450	6900	5300	5050	4600	3600				4400	4050	3150	
	2.75 m MH – 2 sets stabilizers – lowered	*9450	*9450	*9450	*7450	*7450	*7450	*5550	*5550	*5550					*4500	*4500	*4500
	2.99 m MH – 2 sets stabilizers – lowered	*9450	*9450	*9450	*7450	*7450	*7450	*5550	*5550	*5550					*4500	*4500	*4500
	2.75 m STD – Front stabilizer – rear dozer – lowered	*9450	*9450	*9450	*7450	*7450	*7450	*5550	*5550	*5550					*4500	*4500	*4500
	2.75 m STD – Front stabilizer – rear dozer – lowered	*9450	*9450	*9450	*7450	*7450	*7450	*5550	*5550	*5550					*4500	*4500	*4500

\*Limited by hydraulic rather than tipping load.

Lift capacity ratings are based on ISO 10567:2007, they do not exceed 87% of hydraulic lifting capacity or 75% of tipping load. The load point is the center line of the bucket pivot mounting pin on the stick. The oscillating axle must be locked. Lifting capacities are based on the machine standing on a firm uniform supporting surface. For lifting capacity including bucket and/or quick coupler, the respective weight has to be subtracted from above values. The use of a work tool attachment point to handle/lift objects, could affect the machine lift performance. Lift capacity is calculated with VA cylinder completely extracted.

Always refer to the appropriate Operation and Maintenance Manual for specific product information.

# MH3024 Material Handler Specifications

## Lift Capacities

All values are in lb, work tool: none, hydraulic cab rise, pneumatic tires, bucket cylinder and bucket linkage installed, with counterweight (9,260 lb), heavy lift on.

		Load point height			Load over front			Load over rear			Load over side			Load at maximum reach (stick nose/bucket pin)							
	Undercarriage configuration	10 ft			15 ft			20 ft			25 ft						ft				
25 ft	Free on Wheels																	*9,200	*9,200	9,100	
	9'0" MH – 2 sets stabilizers – lowered																		*9,200	*9,200	*9,200
	9'10" MH – 2 sets stabilizers – lowered																		*9,200	*9,200	*9,200
	9'0" STD – Front stabilizer – rear dozer – lowered																		*9,200	*9,200	*9,200
	9'0" STD – Front dozer – rear stabilizer – lowered																		*9,200	*9,200	*9,200
20 ft	Free on Wheels								*12,200	11,500	9,200								*8,300	*8,300	7,200
	9'0" MH – 2 sets stabilizers – lowered								*12,200	*12,200	*12,200								*8,300	*8,300	*8,300
	9'10" MH – 2 sets stabilizers – lowered								*12,200	*12,200	*12,200								*8,300	*8,300	*8,300
	9'0" STD – Front stabilizer – rear dozer – lowered								*12,200	*12,200	*12,200								*8,300	*8,300	*8,300
	9'0" STD – Front dozer – rear stabilizer – lowered								*12,200	*12,200	*12,200								*8,300	*8,300	*8,300
15 ft	Free on Wheels				*15,900	*15,900	13,700	12,200	11,200	8,900	8,500	7,800	6,200						*8,000	*8,000	5,900
	9'0" MH – 2 sets stabilizers – lowered				*15,900	*15,900	*15,900	*13,000	*13,000	*13,000	*10,300	*10,300	*10,300						*8,000	*8,000	*8,000
	9'10" MH – 2 sets stabilizers – lowered				*15,900	*15,900	*15,900	*13,000	*13,000	*13,000	*10,300	*10,300	*10,300						*8,000	*8,000	*8,000
	9'0" STD – Front stabilizer – rear dozer – lowered				*15,900	*15,900	*15,900	*13,000	*13,000	*13,000	*10,300	*10,300	*9,600						*8,000	*8,000	*8,000
	9'0" STD – Front dozer – rear stabilizer – lowered				*15,900	*15,900	*15,900	*13,000	*13,000	*13,000	*10,300	*10,300	*9,800						*8,000	*8,000	*8,000
10 ft	Free on Wheels				18,000	16,200	12,600	11,700	10,600	8,400	8,300	7,600	6,000						7,400	6,800	5,300
	9'0" MH – 2 sets stabilizers – lowered				*19,100	*19,100	*19,100	*14,300	*14,300	*14,300	*11,900	*11,900	*11,900						*8,200	*8,200	*8,200
	9'10" MH – 2 sets stabilizers – lowered				*19,100	*19,100	*19,100	*14,300	*14,300	*14,300	*11,900	*11,900	*11,900						*8,200	*8,200	*8,200
	9'0" STD – Front stabilizer – rear dozer – lowered				*19,100	*19,100	*19,100	*14,300	*14,300	13,100	*11,900	*11,900	9,400						*8,200	*8,200	*8,200
	9'0" STD – Front dozer – rear stabilizer – lowered				*19,100	*19,100	*19,100	*14,300	*14,300	13,500	*11,900	*11,900	9,600						*8,200	*8,200	*8,200
5 ft	Free on Wheels				16,900	15,200	11,600	11,100	10,200	7,900	8,100	7,400	5,800						7,100	6,500	5,100
	9'0" MH – 2 sets stabilizers – lowered				*21,400	*21,400	*21,400	*15,400	*15,400	*15,400	*12,200	*12,200	*12,200						*8,700	*8,700	*8,700
	9'10" MH – 2 sets stabilizers – lowered				*21,400	*21,400	*21,400	*15,400	*15,400	*15,400	*12,200	*12,200	*12,200						*8,700	*8,700	*8,700
	9'0" STD – Front stabilizer – rear dozer – lowered				*21,400	*21,400	19,200	*15,400	*15,400	12,600	*12,200	*12,200	9,100						*8,700	*8,700	8,100
	9'0" STD – Front dozer – rear stabilizer – lowered				*21,400	*21,400	19,900	*15,400	*15,400	13,000	*12,200	*12,200	9,400						*8,700	*8,700	8,300
0 ft	Free on Wheels				16,400	14,700	11,200	10,800	9,800	7,600	7,900	7,200	5,600						7,300	6,700	5,200
	9'0" MH – 2 sets stabilizers – lowered				*21,400	*21,400	*21,400	*15,600	*15,600	*15,600	*12,000	*12,000	*12,000						*9,700	*9,700	*9,700
	9'10" MH – 2 sets stabilizers – lowered				*21,400	*21,400	*21,400	*15,600	*15,600	*15,600	*12,000	*12,000	*12,000						*9,700	*9,700	*9,700
	9'0" STD – Front stabilizer – rear dozer – lowered				*21,400	*21,400	18,700	*15,600	*15,600	12,300	*12,000	*12,000	9,000						*9,700	*9,700	8,300
	9'0" STD – Front dozer – rear stabilizer – lowered				*21,400	*21,400	19,400	*15,600	*15,600	12,600	*12,000	*12,000	9,200						*9,700	*9,700	8,500
-5 ft	Free on Wheels				*19,700	*19,700	*19,700	16,300	14,600	11,100	10,700	9,700	7,500						8,000	7,300	5,700
	9'0" MH – 2 sets stabilizers – lowered				*19,700	*19,700	*19,700	*19,700	*19,700	*14,700	*14,700	*14,700							*10,700	*10,700	*10,700
	9'10" MH – 2 sets stabilizers – lowered				*19,700	*19,700	*19,700	*19,700	*19,700	*14,700	*14,700	*14,700							*10,700	*10,700	*10,700
	9'0" STD – Front stabilizer – rear dozer – lowered				*19,700	*19,700	*19,700	*19,700	*19,700	18,600	*14,700	*14,700	12,100						*10,700	*10,700	9,100
	9'0" STD – Front dozer – rear stabilizer – lowered				*19,700	*19,700	*19,700	*19,700	19,300	*14,700	*14,700	12,500							*10,700	*10,700	9,300
-10 ft	Free on Wheels				*20,400	*20,400	*20,400	*16,100	14,800	11,300	10,800	9,900	7,600						9,700	8,900	6,900
	9'0" MH – 2 sets stabilizers – lowered				*20,400	*20,400	*20,400	*16,100	*16,100	*16,100	*11,800	*11,800	*11,800						*9,900	*9,900	*9,900
	9'10" MH – 2 sets stabilizers – lowered				*20,400	*20,400	*20,400	*16,100	*16,100	*16,100	*11,800	*11,800	*11,800						*9,900	*9,900	*9,900
	9'0" STD – Front stabilizer – rear dozer – lowered				*20,400	*20,400	*20,400	*16,100	*16,100	*16,100	*11,800	*11,800	*11,800						*9,900	*9,900	*9,900
	9'0" STD – Front dozer – rear stabilizer – lowered				*20,400	*20,400	*20,400	*16,100	*16,100	*16,100	*11,800	*11,800	*11,800						*9,900	*9,900	*9,900

\*Limited by hydraulic rather than tipping load.

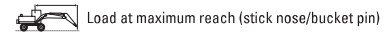
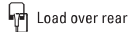
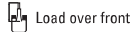
Lift capacity ratings are based on ISO 10567:2007, they do not exceed 87% of hydraulic lifting capacity or 75% of tipping load. The load point is the center line of the bucket pivot mounting pin on the stick. The oscillating axle must be locked. Lifting capacities are based on the machine standing on a firm uniform supporting surface. For lifting capacity including bucket and/or quick coupler, the respective weight has to be subtracted from above values. The use of a work tool attachment point to handle/lift objects, could affect the machine lift performance. Lift capacity is calculated with VA cylinder completely extracted.

Always refer to the appropriate Operation and Maintenance Manual for specific product information.

# MH3024 Material Handler Specifications

## Lift Capacities

All values are in kg, work tool: none, hydraulic cab rise, pneumatic tires, bucket cylinder and bucket linkage installed, with counterweight (4200 kg), heavy lift on.



### Undercarriage

2.75 m (MH or STD) or 2.99 m (MH)

### Boom

5.65 m (One-Piece)

### Stick

2.9 m (Straight)

Stick mm	Undercarriage configuration	3000 mm			4500 mm			6000 mm			7500 mm			mm		
		Load point height	Load over front	Load over rear	Load point height	Load over front	Load over rear	Load point height	Load over front	Load over rear	Load point height	Load over front	Load over rear	Load point height	Load over front	Load over rear
7500 mm	Free on Wheels							*4600	*4600	4400				*3400	*3400	*3400
	2.75 m MH – 2 sets stabilizers – lowered							*4600	*4600	*4600				*3400	*3400	*3400
	2.99 m MH – 2 sets stabilizers – lowered							*4600	*4600	*4600				*3400	*3400	*3400
	2.75 m STD – Front stabilizer – rear dozer – lowered							*4600	*4600	*4600				*3400	*3400	*3400
	2.75 m STD – Front dozer – rear stabilizer – lowered							*4600	*4600	*4600				*3400	*3400	*3400
6000 mm	Free on Wheels							*5250	*5250	4350	*3200	*3200	3000	*3150	*3150	2950
	2.75 m MH – 2 sets stabilizers – lowered							*5250	*5250	*5250	*3200	*3200	*3200	*3150	*3150	*3150
	2.99 m MH – 2 sets stabilizers – lowered							*5250	*5250	*5250	*3200	*3200	*3200	*3150	*3150	*3150
	2.75 m STD – Front stabilizer – rear dozer – lowered							*5250	*5250	*5250	*3200	*3200	*3200	*3150	*3150	*3150
	2.75 m STD – Front dozer – rear stabilizer – lowered							*5250	*5250	*5250	*3200	*3200	*3200	*3150	*3150	*3150
4500 mm	Free on Wheels							*5700	5250	4200	4050	3700	2950	*3050	*3050	2500
	2.75 m MH – 2 sets stabilizers – lowered							*5700	*5700	*5700	*5050	*5050	*5050	*3050	*3050	*3050
	2.99 m MH – 2 sets stabilizers – lowered							*5700	*5700	*5700	*5050	*5050	*5050	*3050	*3050	*3050
	2.75 m STD – Front stabilizer – rear dozer – lowered							*5700	*5700	*5700	*5050	*5050	4550	*3050	*3050	*3050
	2.75 m STD – Front dozer – rear stabilizer – lowered							*5700	*5700	*5700	*5050	*5050	4650	*3050	*3050	*3050
3000 mm	Free on Wheels				*8400	7650	5950	5500	5000	3950	3900	3600	2850	*3100	2900	2300
	2.75 m MH – 2 sets stabilizers – lowered				*8400	*8400	*8400	*6350	*6350	*6350	*5300	*5300	*5300	*3100	*3100	*3100
	2.99 m MH – 2 sets stabilizers – lowered				*8400	*8400	*8400	*6350	*6350	*6350	*5300	*5300	*5300	*3100	*3100	*3100
	2.75 m STD – Front stabilizer – rear dozer – lowered				*8400	*8400	*8400	*6350	*6350	6150	*5300	*5300	4400	*3100	*3100	*3100
	2.75 m STD – Front dozer – rear stabilizer – lowered				*8400	*8400	*8400	*6350	*6350	*6350	*5300	*5300	4500	*3100	*3100	*3100
1500 mm	Free on Wheels				7950	7150	5450	5250	4750	3750	3800	3500	2750	3050	2800	2200
	2.75 m MH – 2 sets stabilizers – lowered				*9650	*9650	*9650	*6950	*6950	*6950	*5550	*5550	*5550	*3300	*3300	*3300
	2.99 m MH – 2 sets stabilizers – lowered				*9650	*9650	*9650	*6950	*6950	*6950	*5550	*5550	*5550	*3300	*3300	*3300
	2.75 m STD – Front stabilizer – rear dozer – lowered				*9650	*9650	9050	*6950	*6950	5900	*5550	*5550	4300	*3300	*3300	*3300
	2.75 m STD – Front dozer – rear stabilizer – lowered				*9650	*9650	9350	*6950	*6950	6100	*5550	*5550	4400	*3300	*3300	*3300
0 mm	Free on Wheels				7650	6850	5200	5050	4600	3550	3700	3400	2650	3100	2850	2250
	2.75 m MH – 2 sets stabilizers – lowered				*9950	*9950	*9950	*7200	*7200	*7200	*5600	*5600	*5600	*3650	*3650	*3650
	2.99 m MH – 2 sets stabilizers – lowered				*9950	*9950	*9950	*7200	*7200	*7200	*5600	*5600	*5600	*3650	*3650	*3650
	2.75 m STD – Front stabilizer – rear dozer – lowered				*9950	*9950	8750	*7200	*7200	5700	*5600	*5600	4200	*3650	*3650	3550
	2.75 m STD – Front dozer – rear stabilizer – lowered				*9950	*9950	9050	*7200	*7200	5900	*5600	*5600	4300	*3650	*3650	*3650
-1500 mm	Free on Wheels	*8250	*8250	*8250	7550	6800	5150	4950	4500	3500	3650	3350	2600	3400	3100	2400
	2.75 m MH – 2 sets stabilizers – lowered	*8250	*8250	*8250	*9350	*9350	*9350	*6900	*6900	*6900	*5200	*5200	*5200	*4250	*4250	*4250
	2.99 m MH – 2 sets stabilizers – lowered	*8250	*8250	*8250	*9350	*9350	*9350	*6900	*6900	*6900	*5200	*5200	*5200	*4250	*4250	*4250
	2.75 m STD – Front stabilizer – rear dozer – lowered	*8250	*8250	*8250	*9350	*9350	8650	*6900	*6900	5650	*5200	*5200	4150	*4250	*4250	3850
	2.75 m STD – Front dozer – rear stabilizer – lowered	*8250	*8250	*8250	*9350	*9350	8950	*6900	*6900	5800	*5200	*5200	4250	*4250	*4250	3900
-3000 mm	Free on Wheels	*10 600	*10 600	9650	7650	6850	5200	5000	4550	3500				3950	3650	2850
	2.75 m MH – 2 sets stabilizers – lowered	*10 600	*10 600	*10 600	*8000	*8000	*8000	*5950	*5950	*5950				*4400	*4400	*4400
	2.99 m MH – 2 sets stabilizers – lowered	*10 600	*10 600	*10 600	*8000	*8000	*8000	*5950	*5950	*5950				*4400	*4400	*4400
	2.75 m STD – Front stabilizer – rear dozer – lowered	*10 600	*10 600	*10 600	*8000	*8000	*8000	*5950	*5950	5650				*4400	*4400	*4400
	2.75 m STD – Front dozer – rear stabilizer – lowered	*10 600	*10 600	*10 600	*8000	*8000	*8000	*5950	*5950	5850				*4400	*4400	*4400
-4500 mm	Free on Wheels				*5450	*5450	*5450							*3650	*3650	*3650
	2.75 m MH – 2 sets stabilizers – lowered				*5450	*5450	*5450							*3650	*3650	*3650
	2.99 m MH – 2 sets stabilizers – lowered				*5450	*5450	*5450							*3650	*3650	*3650
	2.75 m STD – Front stabilizer – rear dozer – lowered				*5450	*5450	*5450							*3650	*3650	*3650
	2.75 m STD – Front dozer – rear stabilizer – lowered				*5450	*5450	*5450							*3650	*3650	*3650

\* Limited by hydraulic rather than tipping load.

Lift capacity ratings are based on ISO 10567:2007, they do not exceed 87% of hydraulic lifting capacity or 75% of tipping load. The load point is the center line of the bucket pivot mounting pin on the stick. The oscillating axle must be locked. Lifting capacities are based on the machine standing on a firm uniform supporting surface. For lifting capacity including bucket and/or quick coupler, the respective weight has to be subtracted from above values. The use of a work tool attachment point to handle/lift objects, could affect the machine lift performance. Lift capacity is calculated with VA cylinder completely extracted.

Always refer to the appropriate Operation and Maintenance Manual for specific product information.

# MH3024 Material Handler Specifications

## Lift Capacities

All values are in lb, work tool: none, hydraulic cab rise, pneumatic tires, bucket cylinder and bucket linkage installed, with counterweight (9,260 lb), heavy lift on.

		Load point height			Load over front			Load over rear			Load over side			Load at maximum reach (stick nose/bucket pin)			
Undercarriage	Boom	10 ft			15 ft			20 ft			25 ft			ft			
		9'0" (MH or STD) or 9'10" (MH)	18'6" (One-piece)	9'6" (Straight)	ft	ft	ft	ft	ft	ft	ft	ft	ft	ft	ft		
25 ft	Free on Wheels							*9,000	*9,000	*9,000				*7,600	*7,600	*7,600	
	9'0" MH – 2 sets stabilizers – lowered							*9,000	*9,000	*9,000				*7,600	*7,600	*7,600	
	9'10" MH – 2 sets stabilizers – lowered							*9,000	*9,000	*9,000				*7,600	*7,600	*7,600	
	9'0" STD – Front stabilizer – rear dozer – lowered							*9,000	*9,000	*9,000				*7,600	*7,600	*7,600	
	9'0" STD – Front dozer – rear stabilizer – lowered							*9,000	*9,000	*9,000				*7,600	*7,600	*7,600	
20 ft	Free on Wheels							*11,500	*11,500	9,300				*6,900	*6,900	6,500	
	9'0" MH – 2 sets stabilizers – lowered							*11,500	*11,500	*11,500				*6,900	*6,900	*6,900	
	9'10" MH – 2 sets stabilizers – lowered							*11,500	*11,500	*11,500				*6,900	*6,900	*6,900	
	9'0" STD – Front stabilizer – rear dozer – lowered							*11,500	*11,500	*11,500				*6,900	*6,900	*6,900	
	9'0" STD – Front dozer – rear stabilizer – lowered							*11,500	*11,500	*11,500				*6,900	*6,900	*6,900	
15 ft	Free on Wheels							12,300	11,300	9,000	8,600	7,900	6,200	*6,900	*6,700	5,500	
	9'0" MH – 2 sets stabilizers – lowered							*12,300	*12,300	*12,300	*11,000	*11,000	*11,000	*6,700	*6,700	*6,700	
	9'10" MH – 2 sets stabilizers – lowered							*12,300	*12,300	*12,300	*11,000	*11,000	*11,000	*6,700	*6,700	*6,700	
	9'0" STD – Front stabilizer – rear dozer – lowered							*12,300	*12,300	*12,300	*11,000	*11,000	9,900	*6,700	*6,700	*6,700	
	9'0" STD – Front dozer – rear stabilizer – lowered							*12,300	*12,300	*12,300	*11,000	*11,000	9,900	*6,700	*6,700	*6,700	
10 ft	Free on Wheels				*18,100	16,400	12,800	11,700	10,700	8,500	8,300	7,700	6,000	*6,800	*6,300	5,000	
	9'0" MH – 2 sets stabilizers – lowered				*18,100	*18,100	*18,100	*13,800	*13,800	*13,800	*11,500	*11,500	*11,500	*6,800	*6,800	*6,800	
	9'10" MH – 2 sets stabilizers – lowered				*18,100	*18,100	*18,100	*13,800	*13,800	*13,800	*11,500	*11,500	*11,500	*6,800	*6,800	*6,800	
	9'0" STD – Front stabilizer – rear dozer – lowered				*18,100	*18,100	*18,100	*13,800	*13,800	13,200	*11,500	*11,500	9,400	*6,800	*6,800	*6,800	
	9'0" STD – Front dozer – rear stabilizer – lowered				*18,100	*18,100	*18,100	*13,800	*13,800	13,600	*11,500	*11,500	9,600	*6,800	*6,800	*6,800	
5 ft	Free on Wheels				17,000	15,300	11,700	11,200	10,200	8,000	8,100	7,400	5,800	6,700	6,100	4,800	
	9'0" MH – 2 sets stabilizers – lowered				*20,900	*20,900	*20,900	*15,000	*15,000	*15,000	*12,000	*12,000	*12,000	*7,200	*7,200	*7,200	
	9'10" MH – 2 sets stabilizers – lowered				*20,900	*20,900	*20,900	*15,000	*15,000	*15,000	*12,000	*12,000	*12,000	*7,200	*7,200	*7,200	
	9'0" STD – Front stabilizer – rear dozer – lowered				*20,900	*20,900	19,400	*15,000	*15,000	12,600	*12,000	*12,000	9,100	*7,200	*7,200	*7,200	
	9'0" STD – Front dozer – rear stabilizer – lowered				*20,900	*20,900	20,100	*15,000	*15,000	13,000	*12,000	*12,000	9,400	*7,200	*7,200	*7,200	
0 ft	Free on Wheels				16,400	14,700	11,200	10,800	9,800	7,600	7,900	7,200	5,600	6,800	6,200	4,800	
	9'0" MH – 2 sets stabilizers – lowered				*21,500	*21,500	*21,500	*15,600	*15,600	*15,600	*12,100	*12,100	*12,100	*8,000	*8,000	*8,000	
	9'10" MH – 2 sets stabilizers – lowered				*21,500	*21,500	*21,500	*15,600	*15,600	*15,600	*12,100	*12,100	*12,100	*8,000	*8,000	*8,000	
	9'0" STD – Front stabilizer – rear dozer – lowered				*21,500	*21,500	18,700	*15,600	*15,600	12,200	*12,100	*12,100	8,900	*8,000	*8,000	7,700	
	9'0" STD – Front dozer – rear stabilizer – lowered				*21,500	*21,500	19,400	*15,600	*15,600	12,600	*12,100	*12,100	9,200	*8,000	*8,000	7,900	
-5 ft	Free on Wheels	*18,800	*18,800	*18,800	16,200	14,500	11,000	10,600	9,600	7,400	7,800	7,100	5,500	7,400	6,700	5,200	
	9'0" MH – 2 sets stabilizers – lowered	*18,800	*18,800	*18,800	*20,200	*20,200	*20,200	*14,900	*14,900	*14,900	*11,100	*11,100	*11,100	*9,400	*9,400	*9,400	
	9'10" MH – 2 sets stabilizers – lowered	*18,800	*18,800	*18,800	*20,200	*20,200	*20,200	*14,900	*14,900	*14,900	*11,100	*11,100	*11,100	*9,400	*9,400	*9,400	
	9'0" STD – Front stabilizer – rear dozer – lowered	*18,800	*18,800	*18,800	*20,200	*20,200	18,500	*14,900	*14,900	12,100	*11,100	*11,100	8,800	*9,400	*9,400	8,400	
	9'0" STD – Front dozer – rear stabilizer – lowered	*18,800	*18,800	*18,800	*20,200	*20,200	19,200	*14,900	*14,900	12,400	*11,100	*11,100	9,100	*9,400	*9,400	8,600	
-10 ft	Free on Wheels	*22,800	*22,800	20,600	16,300	14,600	11,100	10,700	9,700	7,500				8,700	8,000	6,200	
	9'0" MH – 2 sets stabilizers – lowered	*22,800	*22,800	*22,800	*17,100	*17,100	*17,100	*12,600	*12,600	*12,600				*9,600	*9,600	*9,600	
	9'10" MH – 2 sets stabilizers – lowered	*22,800	*22,800	*22,800	*17,100	*17,100	*17,100	*12,600	*12,600	*12,600				*9,600	*9,600	*9,600	
	9'0" STD – Front stabilizer – rear dozer – lowered	*22,800	*22,800	*22,800	*17,100	*17,100	*17,100	*12,600	*12,600	12,100				*9,600	*9,600	*9,600	
	9'0" STD – Front dozer – rear stabilizer – lowered	*22,800	*22,800	*22,800	*17,100	*17,100	*17,100	*12,600	*12,600	12,500				*9,600	*9,600	*9,600	
-15 ft	Free on Wheels				*11,400	*11,400	*11,400							*7,900	*7,900	*7,900	
	9'0" MH – 2 sets stabilizers – lowered				*11,400	*11,400	*11,400							*7,900	*7,900	*7,900	
	9'10" MH – 2 sets stabilizers – lowered				*11,400	*11,400	*11,400							*7,900	*7,900	*7,900	
	9'0" STD – Front stabilizer – rear dozer – lowered				*11,400	*11,400	*11,400							*7,900	*7,900	*7,900	
	9'0" STD – Front dozer – rear stabilizer – lowered				*11,400	*11,400	*11,400							*7,900	*7,900	*7,900	

\*Limited by hydraulic rather than tipping load.


Lift capacity ratings are based on ISO 10567:2007, they do not exceed 87% of hydraulic lifting capacity or 75% of tipping load. The load point is the center line of the bucket pivot mounting pin on the stick. The oscillating axle must be locked. Lifting capacities are based on the machine standing on a firm uniform supporting surface. For lifting capacity including bucket and/or quick coupler, the respective weight has to be subtracted from above values. The use of a work tool attachment point to handle/lift objects, could affect the machine lift performance. Lift capacity is calculated with VA cylinder completely extracted.

Always refer to the appropriate Operation and Maintenance Manual for specific product information.

# MH3024 Material Handler Specifications

## Lift Capacities

All values are in kg, work tool: none, hydraulic cab rise, pneumatic tires, bucket cylinder and bucket linkage installed, with counterweight (4200 kg), heavy lift on.

 Load point height    
  Load over front    
  Load over rear    
  Load over side    
  Load at maximum reach (stick nose/bucket pin)

### Undercarriage


















2.75 m (MH or STD) or 2.99 m (MH)

### Boom

5.26 m (VA)

### Stick

2.5 m (Straight)

	Undercarriage configuration	3000 mm			4500 mm			6000 mm			7500 mm						mm	
																		
7500 mm	Free on Wheels				*5800	*5800	*5800								*3700	*3700	*3700	5340
	2.75 m MH – 2 sets stabilizers – lowered				*5800	*5800	*5800								*3700	*3700	*3700	
	2.99 m MH – 2 sets stabilizers – lowered				*5800	*5800	*5800								*3700	*3700	*3700	
	2.75 m STD – Front stabilizer – rear dozer – lowered				*5800	*5800	*5800								*3700	*3700	*3700	
	2.75 m STD – Front dozer – rear stabilizer – lowered				*5800	*5800	*5800								*3700	*3700	*3700	
6000 mm	Free on Wheels				*6200	*6200	6150	*5500	*5500	4300					*3250	*3250	*3250	6660
	2.75 m MH – 2 sets stabilizers – lowered				*6200	*6200	*6200	*5500	*5500	*5500					*3250	*3250	*3250	
	2.99 m MH – 2 sets stabilizers – lowered				*6200	*6200	*6200	*5500	*5500	*5500					*3250	*3250	*3250	
	2.75 m STD – Front stabilizer – rear dozer – lowered				*6200	*6200	*6200	*5500	*5500	*5500					*3250	*3250	*3250	
	2.75 m STD – Front dozer – rear stabilizer – lowered				*6200	*6200	*6200	*5500	*5500	*5500					*3250	*3250	*3250	
4500 mm	Free on Wheels				*7150	*7150	6600	5850	5350	4250					*3100	*3100	2950	7440
	2.75 m MH – 2 sets stabilizers – lowered				*7150	*7150	*7150	*6000	*6000	*6000					*3100	*3100	*3100	
	2.99 m MH – 2 sets stabilizers – lowered				*7150	*7150	*7150	*6000	*6000	*6000					*3100	*3100	*3100	
	2.75 m STD – Front stabilizer – rear dozer – lowered				*7150	*7150	*7150	*6000	*6000	*6000					*3100	*3100	*3100	
	2.75 m STD – Front dozer – rear stabilizer – lowered				*7150	*7150	*7150	*6000	*6000	*6000					*3100	*3100	*3100	
3000 mm	Free on Wheels				*8600	7800	6050	*6550	5150	4050	4000	3700	2850		*3100	*3100	2650	7840
	2.75 m MH – 2 sets stabilizers – lowered				*8600	*8600	*8600	*6550	*6550	*6550	*5350	*5350	*5350		*3100	*3100	*3100	
	2.99 m MH – 2 sets stabilizers – lowered				*8600	*8600	*8600	*6550	*6550	*6550	*5350	*5350	*5350		*3100	*3100	*3100	
	2.75 m STD – Front stabilizer – rear dozer – lowered				*8600	*8600	*8600	*6550	*6550	6350	*5350	*5350	4500		*3100	*3100	*3100	
	2.75 m STD – Front dozer – rear stabilizer – lowered				*8600	*8600	*8600	*6550	*6550	6450	*5350	*5350	4600		*3100	*3100	*3100	
1500 mm	Free on Wheels				8150	7300	5600	5350	4900	3850	3900	3600	2750		*3300	*3300	2550	7930
	2.75 m MH – 2 sets stabilizers – lowered				*9800	*9800	*9800	*7100	*7100	*7100	*5650	*5650	*5650		*3300	*3300	*3300	
	2.99 m MH – 2 sets stabilizers – lowered				*9800	*9800	*9800	*7100	*7100	*7100	*5650	*5650	*5650		*3300	*3300	*3300	
	2.75 m STD – Front stabilizer – rear dozer – lowered				*9800	*9800	9200	*7100	*7100	6050	*5650	*5650	4400		*3300	*3300	*3300	
	2.75 m STD – Front dozer – rear stabilizer – lowered				*9800	*9800	9550	*7100	*7100	6250	*5650	*5650	4550		*3300	*3300	*3300	
0 mm	Free on Wheels				7850	7050	5350	5200	4750	3700	3850	3500	2750		*3650	*3650	2600	7720
	2.75 m MH – 2 sets stabilizers – lowered				*10 000	*10 000	*10 000	*7250	*7250	*7250	*5500	*5500	*5500		*3650	*3650	*3650	
	2.99 m MH – 2 sets stabilizers – lowered				*10 000	*10 000	*10 000	*7250	*7250	*7250	*5500	*5500	*5500		*3650	*3650	*3650	
	2.75 m STD – Front stabilizer – rear dozer – lowered				*10 000	*10 000	8950	*7250	*7250	5900	*5500	*5500	4300		*3650	*3650	3650	
	2.75 m STD – Front dozer – rear stabilizer – lowered				*10 000	*10 000	9300	*7250	*7250	6050	*5500	*5500	4400		*3650	*3650	*3650	
-1500 mm	Free on Wheels	*9300	*9300	9000	7800	7000	5300	5200	4700	3650					4000	3700	2900	7190
	2.75 m MH – 2 sets stabilizers – lowered	*9300	*9300	*9300	*9250	*9250	*9250	*6800	*6800	*6800					*4350	*4350	*4350	
	2.99 m MH – 2 sets stabilizers – lowered	*9300	*9300	*9300	*9250	*9250	*9250	*6800	*6800	*6800					*4350	*4350	*4350	
	2.75 m STD – Front stabilizer – rear dozer – lowered	*9300	*9300	*9300	*9250	*9250	8900	*6800	*6800	5900					*4350	*4350	*4350	
	2.75 m STD – Front dozer – rear stabilizer – lowered	*9300	*9300	*9300	*9250	*9250	*9250	*6800	*6800	6000					*4350	*4350	*4350	
-3000 mm	Free on Wheels				*7450	7050	5450	*5150	4750	3750					*4650	4550	3500	6240
	2.75 m MH – 2 sets stabilizers – lowered				*7450	*7450	*7450	*5150	*5150	*5150					*4650	*4650	*4650	
	2.99 m MH – 2 sets stabilizers – lowered				*7450	*7450	*7450	*5150	*5150	*5150					*4650	*4650	*4650	
	2.75 m STD – Front stabilizer – rear dozer – lowered				*7450	*7450	*7450	*5150	*5150	*5150					*4650	*4650	*4650	
	2.75 m STD – Front dozer – rear stabilizer – lowered				*7450	*7450	*7450	*5150	*5150	*5150					*4650	*4650	*4650	

\*Limited by hydraulic rather than tipping load.

Lift capacity ratings are based on ISO 10567:2007, they do not exceed 87% of hydraulic lifting capacity or 75% of tipping load. The load point is the center line of the bucket pivot mounting pin on the stick. The oscillating axle must be locked. Lifting capacities are based on the machine standing on a firm uniform supporting surface. For lifting capacity including bucket and/or quick coupler, the respective weight has to be subtracted from above values. The use of a work tool attachment point to handle/lift objects, could affect the machine lift performance. Lift capacity is calculated with VA cylinder completely extracted.

Always refer to the appropriate Operation and Maintenance Manual for specific product information.

# MH3024 Material Handler Specifications

## Lift Capacities

All values are in lb, work tool: none, hydraulic cab rise, pneumatic tires, bucket cylinder and bucket linkage installed, with counterweight (9,260 lb), heavy lift on.

		Load point height			Load over front			Load over rear			Load over side			Load at maximum reach (stick nose/bucket pin)					
Undercarriage	Boom	Stick															ft		
		10 ft			15 ft			20 ft			25 ft			8'2" (Straight)					
9'0" (MH or STD) or 9'10" (MH)	17'3" (VA)	8'2" (Straight)																	
Undercarriage configuration		Load point height	Load over front	Load over rear	Load point height	Load over front	Load over rear	Load point height	Load over front	Load over rear	Load point height	Load over front	Load over rear	Load point height	Load over front	Load over rear	ft		
25 ft	Free on Wheels				*12,300	*12,300	*12,300									*8,300	*8,300	*8,300	17.03
	9'0" MH – 2 sets stabilizers – lowered				*12,300	*12,300	*12,300									*8,300	*8,300	*8,300	
	9'10" MH – 2 sets stabilizers – lowered				*12,300	*12,300	*12,300									*8,300	*8,300	*8,300	
	9'0" STD – Front stabilizer – rear dozer – lowered				*12,300	*12,300	*12,300									*8,300	*8,300	*8,300	
	9'0" STD – Front dozer – rear stabilizer – lowered				*12,300	*12,300	*12,300									*8,300	*8,300	*8,300	
20 ft	Free on Wheels				*13,500	*13,500	*13,500	*11,500	*11,500	9,200						*7,200	*7,200	*7,200	21.62
	9'0" MH – 2 sets stabilizers – lowered				*13,500	*13,500	*13,500	*11,500	*11,500	*11,500						*7,200	*7,200	*7,200	
	9'10" MH – 2 sets stabilizers – lowered				*13,500	*13,500	*13,500	*11,500	*11,500	*11,500						*7,200	*7,200	*7,200	
	9'0" STD – Front stabilizer – rear dozer – lowered				*13,500	*13,500	*13,500	*11,500	*11,500	*11,500						*7,200	*7,200	*7,200	
	9'0" STD – Front dozer – rear stabilizer – lowered				*13,500	*13,500	*13,500	*11,500	*11,500	*11,500						*7,200	*7,200	*7,200	
15 ft	Free on Wheels				*15,400	*15,400	14,000	12,400	11,300	9,000						*6,800	*6,800	6,500	24.31
	9'0" MH – 2 sets stabilizers – lowered				*15,400	*15,400	*15,400	*13,000	*13,000	*13,000						*6,800	*6,800	*6,800	
	9'10" MH – 2 sets stabilizers – lowered				*15,400	*15,400	*15,400	*13,000	*13,000	*13,000						*6,800	*6,800	*6,800	
	9'0" STD – Front stabilizer – rear dozer – lowered				*15,400	*15,400	*15,400	*13,000	*13,000	*13,000						*6,800	*6,800	*6,800	
	9'0" STD – Front dozer – rear stabilizer – lowered				*15,400	*15,400	*15,400	*13,000	*13,000	*13,000						*6,800	*6,800	*6,800	
10 ft	Free on Wheels				18,500	16,700	13,000	11,900	10,900	8,600	8,400	7,700	6,100			*6,900	*6,900	5,800	25.69
	9'0" MH – 2 sets stabilizers – lowered				*18,600	*18,600	*18,600	*14,300	*14,300	*14,300	*10,300	*10,300	*10,300			*6,900	*6,900	*6,900	
	9'10" MH – 2 sets stabilizers – lowered				*18,600	*18,600	*18,600	*14,300	*14,300	*14,300	*10,300	*10,300	*10,300			*6,900	*6,900	*6,900	
	9'0" STD – Front stabilizer – rear dozer – lowered				*18,600	*18,600	*18,600	*14,300	*14,300	13,400	*10,300	*10,300	9,500			*6,900	*6,900	*6,900	
	9'0" STD – Front dozer – rear stabilizer – lowered				*18,600	*18,600	*18,600	*14,300	*14,300	13,800	*10,300	*10,300	9,700			*6,900	*6,900	*6,900	
5 ft	Free on Wheels				17,400	15,600	12,000	11,400	10,400	8,100	8,200	7,500	5,900			*7,200	7,100	5,500	26.02
	9'0" MH – 2 sets stabilizers – lowered				*21,200	*21,200	*21,200	*15,400	*15,400	*15,400	*12,300	*12,300	*12,300			*7,200	*7,200	*7,200	
	9'10" MH – 2 sets stabilizers – lowered				*21,200	*21,200	*21,200	*15,400	*15,400	*15,400	*12,300	*12,300	*12,300			*7,200	*7,200	*7,200	
	9'0" STD – Front stabilizer – rear dozer – lowered				*21,200	*21,200	19,700	*15,400	*15,400	12,900	*12,300	*12,300	9,300			*7,200	*7,200	*7,200	
	9'0" STD – Front dozer – rear stabilizer – lowered				*21,200	*21,200	20,500	*15,400	*15,400	13,200	*12,300	*12,300	9,500			*7,200	*7,200	*7,200	
0 ft	Free on Wheels				16,800	15,000	11,400	11,000	10,000	7,800	8,100	7,400	5,700			7,900	7,300	5,600	25.36
	9'0" MH – 2 sets stabilizers – lowered				*21,700	*21,700	*21,700	*15,700	*15,700	*15,700	*10,700	*10,700	*10,700			*8,000	*8,000	*8,000	
	9'10" MH – 2 sets stabilizers – lowered				*21,700	*21,700	*21,700	*15,700	*15,700	*15,700	*10,700	*10,700	*10,700			*8,000	*8,000	*8,000	
	9'0" STD – Front stabilizer – rear dozer – lowered				*21,700	*21,700	19,100	*15,700	*15,700	12,500	*10,700	*10,700	9,100			*8,000	*8,000	*8,000	
	9'0" STD – Front dozer – rear stabilizer – lowered				*21,700	*21,700	19,800	*15,700	*15,700	12,900	*10,700	*10,700	9,400			*8,000	*8,000	*8,000	
-5 ft	Free on Wheels				*21,200	*21,200	20,800	16,600	14,900	11,300	10,900	9,900	7,700			8,800	8,000	6,200	23.56
	9'0" MH – 2 sets stabilizers – lowered				*21,200	*21,200	*21,200	*20,000	*20,000	*20,000	*14,600	*14,600	*14,600			*9,600	*9,600	*9,600	
	9'10" MH – 2 sets stabilizers – lowered				*21,200	*21,200	*21,200	*20,000	*20,000	*20,000	*14,600	*14,600	*14,600			*9,600	*9,600	*9,600	
	9'0" STD – Front stabilizer – rear dozer – lowered				*21,200	*21,200	*21,200	*20,000	*20,000	19,000	*14,600	*14,600	12,400			*9,600	*9,600	*9,600	
	9'0" STD – Front dozer – rear stabilizer – lowered				*21,200	*21,200	*21,200	*20,000	*20,000	19,700	*14,600	*14,600	12,800			*9,600	*9,600	*9,600	
-10 ft	Free on Wheels				*16,100	15,100	11,500	*10,800	10,100	7,900						*10,200	10,000	7,800	20.34
	9'0" MH – 2 sets stabilizers – lowered				*16,100	*16,100	*16,100	*10,800	*10,800	*10,800						*10,200	*10,200	*10,200	
	9'10" MH – 2 sets stabilizers – lowered				*16,100	*16,100	*16,100	*10,800	*10,800	*10,800						*10,200	*10,200	*10,200	
	9'0" STD – Front stabilizer – rear dozer – lowered				*16,100	*16,100	*16,100	*10,800	*10,800	*10,800						*10,200	*10,200	*10,200	
	9'0" STD – Front dozer – rear stabilizer – lowered				*16,100	*16,100	*16,100	*10,800	*10,800	*10,800						*10,200	*10,200	*10,200	

\*Limited by hydraulic rather than tipping load.

Lift capacity ratings are based on ISO 10567:2007, they do not exceed 87% of hydraulic lifting capacity or 75% of tipping load. The load point is the center line of the bucket pivot mounting pin on the stick. The oscillating axle must be locked. Lifting capacities are based on the machine standing on a firm uniform supporting surface. For lifting capacity including bucket and/or quick coupler, the respective weight has to be subtracted from above values. The use of a work tool attachment point to handle/lift objects, could affect the machine lift performance. Lift capacity is calculated with VA cylinder completely extracted.

Always refer to the appropriate Operation and Maintenance Manual for specific product information.

# MH3024 Material Handler Specifications

## Lift Capacities

All values are in kg, work tool: none, hydraulic cab rise, pneumatic tires, bucket cylinder and bucket linkage installed, with counterweight (4200 kg), heavy lift on.

 Load point height    
  Load over front    
  Load over rear    
  Load over side    
  Load at maximum reach (stick nose/bucket pin)

### Undercarriage


















2.75 m (MH or STD) or 2.99 m (MH)

### Boom

5.26 m (VA)

### Stick

2.9 m (Straight)

	Undercarriage configuration	3000 mm			4500 mm			6000 mm			7500 mm						mm					
																						
7500 mm	Free on Wheels																	*3050	*3050	*3050	5910	
	2.75 m MH – 2 sets stabilizers – lowered																		*3050	*3050		*3050
	2.99 m MH – 2 sets stabilizers – lowered																		*3050	*3050		*3050
	2.75 m STD – Front stabilizer – rear dozer – lowered																		*3050	*3050		*3050
	2.75 m STD – Front stabilizer – rear dozer – lowered																		*3050	*3050		*3050
6000 mm	Free on Wheels								*5000	*5000	4350								*2700	*2700	*2700	7110
	2.75 m MH – 2 sets stabilizers – lowered								*5000	*5000	*5000								*2700	*2700	*2700	
	2.99 m MH – 2 sets stabilizers – lowered								*5000	*5000	*5000								*2700	*2700	*2700	
	2.75 m STD – Front stabilizer – rear dozer – lowered								*5000	*5000	*5000								*2700	*2700	*2700	
	2.75 m STD – Front stabilizer – rear dozer – lowered								*5000	*5000	*5000								*2700	*2700	*2700	
4500 mm	Free on Wheels				*6150	*6150	*6150	*5650	5350	4250	*4100	3700	2950						*2600	*2600	*2600	7840
	2.75 m MH – 2 sets stabilizers – lowered				*6150	*6150	*6150	*5650	*5650	*5650	*4100	*4100	*4100						*2600	*2600	*2600	
	2.99 m MH – 2 sets stabilizers – lowered				*6150	*6150	*6150	*5650	*5650	*5650	*4100	*4100	*4100						*2600	*2600	*2600	
	2.75 m STD – Front stabilizer – rear dozer – lowered				*6150	*6150	*6150	*5650	*5650	*5650	*4100	*4100	*4100						*2600	*2600	*2600	
	2.75 m STD – Front stabilizer – rear dozer – lowered				*6150	*6150	*6150	*5650	*5650	*5650	*4100	*4100	*4100						*2600	*2600	*2600	
3000 mm	Free on Wheels				*8150	*8150	6100	5650	5100	4050	3950	3600	2850						*2600	*2600	2450	8230
	2.75 m MH – 2 sets stabilizers – lowered				*8150	*8150	*8150	*6300	*6300	*6300	*5350	*5350	*5350						*2600	*2600	*2600	
	2.99 m MH – 2 sets stabilizers – lowered				*8150	*8150	*8150	*6300	*6300	*6300	*5350	*5350	*5350						*2600	*2600	*2600	
	2.75 m STD – Front stabilizer – rear dozer – lowered				*8150	*8150	*8150	*6300	*6300	6250	*5350	*5350	4450						*2600	*2600	*2600	
	2.75 m STD – Front stabilizer – rear dozer – lowered				*8150	*8150	*8150	*6300	*6300	*6300	*5350	*5350	4550						*2600	*2600	*2600	
1500 mm	Free on Wheels				8200	7350	5600	5350	4850	3850	3850	3550	2750						*2750	*2750	2350	8310
	2.75 m MH – 2 sets stabilizers – lowered				*9500	*9500	*9500	*6950	*6950	*6950	*5550	*5550	*5550						*2750	*2750	*2750	
	2.99 m MH – 2 sets stabilizers – lowered				*9500	*9500	*9500	*6950	*6950	*6950	*5550	*5550	*5550						*2750	*2750	*2750	
	2.75 m STD – Front stabilizer – rear dozer – lowered				*9500	*9500	9350	*6950	*6950	6000	*5550	*5550	4350						*2750	*2750	*2750	
	2.75 m STD – Front stabilizer – rear dozer – lowered				*9500	*9500	*9500	*6950	*6950	6200	*5550	*5550	4500						*2750	*2750	*2750	
0 mm	Free on Wheels				7800	7050	5300	5200	4700	3650	3750	3450	2700						*3000	*3000	2500	8120
	2.75 m MH – 2 sets stabilizers – lowered				*10 000	*10 000	*10 000	*7200	*7200	*7200	*5600	*5600	*5600						*3000	*3000	*3000	
	2.99 m MH – 2 sets stabilizers – lowered				*10 000	*10 000	*10 000	*7200	*7200	*7200	*5600	*5600	*5600						*3000	*3000	*3000	
	2.75 m STD – Front stabilizer – rear dozer – lowered				*10 000	*10 000	9000	*7200	*7200	5850	*5600	*5600	4250						*3000	*3000	*3000	
	2.75 m STD – Front stabilizer – rear dozer – lowered				*10 000	*10 000	9300	*7200	*7200	6000	*5600	*5600	4400						*3000	*3000	*3000	
-1500 mm	Free on Wheels	*8700	*8700	8600	7700	6900	5250	5050	4600	3550	3750	3450	2650						*3500	*3500	2550	7610
	2.75 m MH – 2 sets stabilizers – lowered	*8700	*8700	*8700	*9500	*9500	*9500	*6950	*6950	*6950	*4700	*4700	*4700						*3500	*3500	*3500	
	2.99 m MH – 2 sets stabilizers – lowered	*8700	*8700	*8700	*9500	*9500	*9500	*6950	*6950	*6950	*4700	*4700	*4700						*3500	*3500	*3500	
	2.75 m STD – Front stabilizer – rear dozer – lowered	*8700	*8700	*8700	*9500	*9500	8900	*6950	*6950	5800	*4700	*4700	4250						*3500	*3500	*3500	
	2.75 m STD – Front stabilizer – rear dozer – lowered	*8700	*8700	*8700	*9500	*9500	9250	*6950	*6950	5950	*4700	*4700	4350						*3500	*3500	*3500	
-3000 mm	Free on Wheels	*11 100	*11 100	9800	7800	7000	5300	5150	4850	3600									4400	4050	3200	6720
	2.75 m MH – 2 sets stabilizers – lowered	*11 100	*11 100	*11 100	*8050	*8050	*8050	*5800	*5800	*5800									*4550	*4550	*4550	
	2.99 m MH – 2 sets stabilizers – lowered	*11 100	*11 100	*11 100	*8050	*8050	*8050	*5800	*5800	*5800									*4550	*4550	*4550	
	2.75 m STD – Front stabilizer – rear dozer – lowered	*11 100	*11 100	*11 100	*8050	*8050	*8050	*5800	*5800	*5800									*4550	*4550	*4550	
	2.75 m STD – Front stabilizer – rear dozer – lowered	*11 100	*11 100	*11 100	*8050	*8050	*8050	*5800	*5800	*5800									*4550	*4550	*4550	

\*Limited by hydraulic rather than tipping load.

Lift capacity ratings are based on ISO 10567:2007, they do not exceed 87% of hydraulic lifting capacity or 75% of tipping load. The load point is the center line of the bucket pivot mounting pin on the stick. The oscillating axle must be locked. Lifting capacities are based on the machine standing on a firm uniform supporting surface. For lifting capacity including bucket and/or quick coupler, the respective weight has to be subtracted from above values. The use of a work tool attachment point to handle/lift objects, could affect the machine lift performance. Lift capacity is calculated with VA cylinder completely extracted.

Always refer to the appropriate Operation and Maintenance Manual for specific product information.

# MH3024 Material Handler Specifications

## Lift Capacities

All values are in lb, work tool: none, hydraulic cab rise, pneumatic tires, bucket cylinder and bucket linkage installed, with counterweight (9,260 lb), heavy lift on.

		Load point height			Load over front			Load over rear			Load over side			Load at maximum reach (stick nose/bucket pin)							
	Undercarriage configuration	10 ft			15 ft			20 ft			25 ft						ft				
25 ft	Free on Wheels																*6,800	*6,800	*6,800		
	9'0" MH – 2 sets stabilizers – lowered																	*6,800	*6,800	*6,800	
	9'10" MH – 2 sets stabilizers – lowered																	*6,800	*6,800	*6,800	
	9'0" STD – Front stabilizer – rear dozer – lowered																	*6,800	*6,800	*6,800	
	9'0" STD – Front dozer – rear stabilizer – lowered																	*6,800	*6,800	*6,800	
20 ft	Free on Wheels							*10,800	*10,800	9,300								*6,000	*6,000	*6,000	
	9'0" MH – 2 sets stabilizers – lowered							*10,800	*10,800	*10,800								*6,000	*6,000	*6,000	
	9'10" MH – 2 sets stabilizers – lowered							*10,800	*10,800	*10,800								*6,000	*6,000	*6,000	
	9'0" STD – Front stabilizer – rear dozer – lowered							*10,800	*10,800	*10,800								*6,000	*6,000	*6,000	
	9'0" STD – Front dozer – rear stabilizer – lowered							*10,800	*10,800	*10,800								*6,000	*6,000	*6,000	
15 ft	Free on Wheels				*13,400	*13,400	*13,400	*12,300	11,400	9,100	*7,900	*7,900	6,300					*5,700	*5,700	*5,700	
	9'0" MH – 2 sets stabilizers – lowered				*13,400	*13,400	*13,400	*12,300	*12,300	*12,300	*7,900	*7,900	*7,900					*5,700	*5,700	*5,700	
	9'10" MH – 2 sets stabilizers – lowered				*13,400	*13,400	*13,400	*12,300	*12,300	*12,300	*7,900	*7,900	*7,900					*5,700	*5,700	*5,700	
	9'0" STD – Front stabilizer – rear dozer – lowered				*13,400	*13,400	*13,400	*12,300	*12,300	*12,300	*7,900	*7,900	*7,900					*5,700	*5,700	*5,700	
	9'0" STD – Front dozer – rear stabilizer – lowered				*13,400	*13,400	*13,400	*12,300	*12,300	*12,300	*7,900	*7,900	*7,900					*5,700	*5,700	*5,700	
10 ft	Free on Wheels				*17,600	16,900	13,200	12,000	10,900	8,600	8,500	7,700	6,100					*5,700	*5,700	5,300	
	9'0" MH – 2 sets stabilizers – lowered				*17,600	*17,600	*17,600	*13,700	*13,700	*13,700	*11,300	*11,300	*11,300					*5,700	*5,700	*5,700	
	9'10" MH – 2 sets stabilizers – lowered				*17,600	*17,600	*17,600	*13,700	*13,700	*13,700	*11,300	*11,300	*11,300					*5,700	*5,700	*5,700	
	9'0" STD – Front stabilizer – rear dozer – lowered				*17,600	*17,600	*17,600	*13,700	*13,700	13,500	*11,300	*11,300	9,500					*5,700	*5,700	*5,700	
	9'0" STD – Front dozer – rear stabilizer – lowered				*17,600	*17,600	*17,600	*13,700	*13,700	*13,700	*11,300	*11,300	9,800					*5,700	*5,700	*5,700	
5 ft	Free on Wheels				17,500	15,700	12,100	11,400	10,400	8,100	8,200	7,500	5,900					*6,000	*6,000	5,100	
	9'0" MH – 2 sets stabilizers – lowered				*20,500	*20,500	*20,500	*15,000	*15,000	*15,000	*12,100	*12,100	*12,100					*6,000	*6,000	*6,000	
	9'10" MH – 2 sets stabilizers – lowered				*20,500	*20,500	*20,500	*15,000	*15,000	*15,000	*12,100	*12,100	*12,100					*6,000	*6,000	*6,000	
	9'0" STD – Front stabilizer – rear dozer – lowered				*20,500	*20,500	19,900	*15,000	*15,000	12,900	*12,100	*12,100	9,300					*6,000	*6,000	*6,000	
	9'0" STD – Front dozer – rear stabilizer – lowered				*20,500	*20,500	*20,500	*15,000	*15,000	13,300	*12,100	*12,100	9,500					*6,000	*6,000	*6,000	
0 ft	Free on Wheels				16,800	15,000	11,400	11,000	10,000	7,800	8,000	7,300	5,700					*6,600	*6,600	5,200	
	9'0" MH – 2 sets stabilizers – lowered				*21,600	*21,600	*21,600	*15,600	*15,600	*15,600	*12,100	*12,100	*12,100					*6,600	*6,600	*6,600	
	9'10" MH – 2 sets stabilizers – lowered				*21,600	*21,600	*21,600	*15,600	*15,600	*15,600	*12,100	*12,100	*12,100					*6,600	*6,600	*6,600	
	9'0" STD – Front stabilizer – rear dozer – lowered				*21,600	*21,600	19,100	*15,600	*15,600	12,500	*12,100	*12,100	9,100					*6,600	*6,600	*6,600	
	9'0" STD – Front dozer – rear stabilizer – lowered				*21,600	*21,600	19,800	*15,600	*15,600	12,900	*12,100	*12,100	9,300					*6,600	*6,600	*6,600	
-5 ft	Free on Wheels		*19,800	*19,800	*19,800	16,500	14,800	11,200	10,800	9,800	7,600							*7,800	7,300	5,700	
	9'0" MH – 2 sets stabilizers – lowered		*19,800	*19,800	*19,800	*20,600	*20,600	*20,600	*15,000	*15,000	*15,000								*7,800	*7,800	*7,800
	9'10" MH – 2 sets stabilizers – lowered		*19,800	*19,800	*19,800	*20,600	*20,600	*20,600	*15,000	*15,000	*15,000								*7,800	*7,800	*7,800
	9'0" STD – Front stabilizer – rear dozer – lowered		*19,800	*19,800	*19,800	*20,600	*20,600	18,900	*15,000	*15,000	12,300								*7,800	*7,800	*7,800
	9'0" STD – Front dozer – rear stabilizer – lowered		*19,800	*19,800	*19,800	*20,600	*20,600	19,600	*15,000	*15,000	12,700								*7,800	*7,800	*7,800
-10 ft	Free on Wheels		*23,900	*23,900	21,000	16,700	14,900	11,300	10,900	9,900	7,700							9,700	8,900	6,900	
	9'0" MH – 2 sets stabilizers – lowered		*23,900	*23,900	*23,900	*17,300	*17,300	*17,300	*12,300	*12,300	*12,300								*10,000	*10,000	*10,000
	9'10" MH – 2 sets stabilizers – lowered		*23,900	*23,900	*23,900	*17,300	*17,300	*17,300	*12,300	*12,300	*12,300								*10,000	*10,000	*10,000
	9'0" STD – Front stabilizer – rear dozer – lowered		*23,900	*23,900	*23,900	*17,300	*17,300	*17,300	*12,300	*12,300	*12,300								*10,000	*10,000	*10,000
	9'0" STD – Front dozer – rear stabilizer – lowered		*23,900	*23,900	*23,900	*17,300	*17,300	*17,300	*12,300	*12,300	*12,300								*10,000	*10,000	*10,000

\*Limited by hydraulic rather than tipping load.

Lift capacity ratings are based on ISO 10567:2007, they do not exceed 87% of hydraulic lifting capacity or 75% of tipping load. The load point is the center line of the bucket pivot mounting pin on the stick. The oscillating axle must be locked. Lifting capacities are based on the machine standing on a firm uniform supporting surface. For lifting capacity including bucket and/or quick coupler, the respective weight has to be subtracted from above values. The use of a work tool attachment point to handle/lift objects, could affect the machine lift performance. Lift capacity is calculated with VA cylinder completely extracted.

Always refer to the appropriate Operation and Maintenance Manual for specific product information.

# MH3024 Material Handler Specifications

## Attachments Offering Guide – Europe

Not all Attachments are available in all regions. Consult your Cat dealer for configurations available in your region.

Match

\* Working range front only

No Match

### PIN-ON ATTACHMENTS

Undercarriage		All											
		4200 kg (9,260 lb)					4200 kg (9,260 lb)						
Counterweight		MH 2.75 m (9'0")											
		4200 kg (9,260 lb)					4700 kg (10,350 lb)						
Boom Type		Variable Angle		One-Piece		MH 6.4 m (21'0")			MH 6.4 m (21'0")				
		2.50 m (8'2")	2.90 m (9'6")	2.50 m (8'2")	2.90 m (9'6")	4.30 m (14'1")	4.50 m (14'9")	5.00 m (16'5")	4.30 m (14'1")	4.50 m (14'9")	5.00 m (16'5")		
Stick Length		2.50 m (8'2")	2.90 m (9'6")	2.50 m (8'2")	2.90 m (9'6")	4.30 m (14'1")	4.50 m (14'9")	5.00 m (16'5")	4.30 m (14'1")	4.50 m (14'9")	5.00 m (16'5")	4.30 m (14'1")	5.00 m (16'5")
Hydraulic Hammers	H115 S	✓	✓	✓	✓								
	H120 GC S	✓	✓	✓	✓								
	H120 S	✓	✓	✓	✓								
	H130 S	✓	✓	✓	✓								
Multi-Processors	MP318 Concrete Cutter Jaw	✓		✓	✓								
	MP318 Demolition Jaw	✓		✓	✓								
	MP318 Pulverizer Jaw	✓		✓	✓								
	MP318 Shear Jaw	✓		✓	✓	✓			✓				✓
	MP318 Universal Jaw	✓		✓	✓								
Demolition and Sorting Grapples	G317 GC	✓	✓	✓	✓	✓			✓				✓
	G318	✓		✓	✓	✓			✓				✓
	G318 WH-800	✓	✓	✓	✓	✓			✓				✓
	G318 WH-1100	✓		✓	✓	✓			✓				
	G324					✓			✓				
	G324 WH-1500					✓			✓				
	G324 WH-1800					✓			✓				
Mobile Scrap and Demolition Shears	S3025 Flat Top				✓								
Pulverizers	P218 Secondary Pulverizer	✓		✓	✓								
	P318 Primary Pulverizer	✓		✓	✓								
Compactors (Vibratory Plate)	CVP110	✓	✓	✓	✓								

(continued on next page)

# MH3024 Material Handler Specifications

## Attachments Offering Guide – Europe *(continued)*

Not all Attachments are available in all regions. Consult your Cat dealer for configurations available in your region.

Match

No Match

### PIN-ON ATTACHMENTS *(continued)*

Undercarriage		MH 2.99 m (9'10")							
Counterweight		4200 kg (9,260 lb)			4700 kg (10,350 lb)				
Boom Type		MH 6.4 m (21'0")			MH 6.4 m (21'0")			MH 7.45 m (24'5")	
Stick Length		4.30 m (14'1")	4.50 m (14'9")	5.00 m (16'5")	4.30 m (14'1")	4.50 m (14'9")	5.00 m (16'5")	4.30 m (14'1")	5.00 m (16'5")
Multi-Processors	MP318 Shear Jaw	✓			✓			✓	
Demolition and Sorting Grapples	G317 GC	✓			✓			✓	
	G318	✓			✓			✓	
	G318 WH-800	✓			✓			✓	
	G318 WH-1100	✓			✓				
	G324	✓			✓				
	G324 WH-1500	✓			✓				
	G324 WH-1800	✓			✓				
	G324 WH-2000	✓			✓				

*(continued on next page)*

# MH3024 Material Handler Specifications

## Attachments Offering Guide – Europe (continued)

Not all Attachments are available in all regions. Consult your Cat dealer for configurations available in your region.

<input type="checkbox"/> No Match	<input checked="" type="checkbox"/> 1800 kg/m <sup>3</sup> (3,000 lb/yd <sup>3</sup> )	<input type="checkbox"/> 1200 kg/m <sup>3</sup> (2,000 lb/yd <sup>3</sup> )	<input checked="" type="checkbox"/> 900 kg/m <sup>3</sup> (1,500 lb/yd <sup>3</sup> )	<input type="checkbox"/> 600 kg/m <sup>3</sup> (1,000 lb/yd <sup>3</sup> )
-----------------------------------	--	---	---	--

### PIN-ON ATTACHMENTS (continued)

Undercarriage		All					MH 2.75 m (9'0")						
Counterweight		4200 kg (9,260 lb)				4200 kg (9,260 lb)			4700 kg (10,350 lb)				
Boom Type		Variable Angle		One-Piece		MH 6.4 m (21'0")			MH 6.4 m (21'0")				
Stick Length		2.50 m (8'2")	2.90 m (9'6")	2.50 m (8'2")	2.90 m (9'6")	4.30 m (14'1")	4.50 m (14'9")	5.00 m (16'5")	4.30 m (14'1")	4.50 m (14'9")	5.00 m (16'5")	4.30 m (14'1")	5.00 m (16'5")
Orange Peel Grapples	GSH420-500	●	●	●	●	●	●	●	●	●	●	●	●
	GSH420-600	●	●	●	●	●	●	●	●	●	●	●	●
	GSH420-750	●	●	●	●	●	●	●	●	●	●	●	●
	GSH425-750	●	○	●	●	●	●	●	●	●	●	●	○
	GSH425-950	○	◆	●	○	●	○	○	●	●	●	●	○
	GSH425-1150	○	○	○	○	○	○	○	●	○	○	○	◆
	GSH520-500	●	●	●	●	●	●	●	●	●	●	●	●
	GSH520-600	●	●	●	●	●	●	●	●	●	●	●	●
	GSH520-750	●	○	●	●	●	●	●	●	●	●	●	●
	GSH525-750	○	◆	●	○	●	●	●	●	●	●	○	○
	GSH525-950	○	○	○	○	○	○	○	●	○	○	○	◆
	GSH525-1150	◆	○	○	◆	○	◆	○	○	○	○	○	○
	GSV420-400	●	●	●	●	●	●	●	●	●	●	●	●
	GSV420-500	●	●	●	●	●	●	●	●	●	●	●	●
	GSV420-600	●	●	●	●	●	●	●	●	●	●	●	●
	GSV420-750	●	●	●	●	●	●	●	●	●	●	●	●
	GSV420-1250	◇	◇	◇	◇	◇	◇	◇	◇	◇	◇	◇	◇
	GSV425-600	●	●	●	●	●	●	●	●	●	●	●	●
	GSV425-750	●	○	●	●	●	●	●	●	●	●	●	○
	GSV425-950	○	○	●	○	●	○	○	●	●	●	○	○
	GSV425-1150	○	○	○	○	○	○	○	●	○	○	○	○
	GSV425-1550	◇	◇	◇	◇	◇	◇	◇	◇	◇	◇	◇	◇
	GSV520 GC-400	●	●	●	●	●	●	●	●	●	●	●	●
	GSV520 GC-500	●	●	●	●	●	●	●	●	●	●	●	●
	GSV520 GC-600	●	●	●	●	●	●	●	●	●	●	●	●
	GSV520 GC-750	●	○	●	●	●	●	●	●	●	●	●	●
	GSV520 GC-1250	◇	◇	◇	◇	◇	◇	◇	◇	◇	◇	◇	◇
	GSV520-400	●	●	●	●	●	●	●	●	●	●	●	●
	GSV520-500	●	●	●	●	●	●	●	●	●	●	●	●
	GSV520-600	●	●	●	●	●	●	●	●	●	●	●	●
	GSV520-750	●	○	●	●	●	●	●	●	●	●	●	●
	GSV520-1250	◇	◇	◇	◇	◇	◇	◇	◇	◇	◇	◇	◇
	GSV525-600	●	○	●	●	●	●	●	●	●	●	●	●
GSV525-750	●	◆	●	●	●	●	●	●	●	●	○	○	
GSV525-950	○	○	●	○	○	○	○	●	○	○	○	◆	
GSV525-1150	◆	○	○	◆	○	◆	○	○	○	○	○	○	
GSV525-1550	◇	◇	◇	◇	◇	◇	◇	◇	◇	◇	◇	◇	
Clamshell Grapples	CTV15-1000	●	○	●	●	●	●	●	●	●	●	○	
	CTV15-1200	○	◆	●	○	●	○	○	●	○	○	○	
	CTV15-1500	◆	○	○	◆	○	◆	○	○	○	○	◆	
	CTV15-1700	◆	○	○	◆	◆	◆	○	◆	○	◆	○	
	CTV15-1900	○	○	◆	○	◆	◆	○	◆	○	◆	○	
	CTV15-2300	○	○	○	○	○	○	○	○	○	○	○	

(continued on next page)

# MH3024 Material Handler Specifications

## Attachments Offering Guide – Europe (continued)

Not all Attachments are available in all regions. Consult your Cat dealer for configurations available in your region.

<input type="checkbox"/> No Match	<input checked="" type="checkbox"/> 1800 kg/m <sup>3</sup> (3,000 lb/yd <sup>3</sup> )	<input type="checkbox"/> 1200 kg/m <sup>3</sup> (2,000 lb/yd <sup>3</sup> )	<input checked="" type="checkbox"/> 900 kg/m <sup>3</sup> (1,500 lb/yd <sup>3</sup> )	<input type="checkbox"/> 600 kg/m <sup>3</sup> (1,000 lb/yd <sup>3</sup> )
-----------------------------------	--	---	---	--

### PIN-ON ATTACHMENTS (continued)

Undercarriage		MH 2.99 m (9'10")							
Counterweight		4200 kg (9,260 lb)			4700 kg (10,350 lb)				
Boom Type		MH 6.4 m (21'0")			MH 6.4 m (21'0")			MH 7.45 m (24'5")	
Stick Length		4.30 m (14'1")	4.50 m (14'9")	5.00 m (16'5")	4.30 m (14'1")	4.50 m (14'9")	5.00 m (16'5")	4.30 m (14'1")	5.00 m (16'5")
Orange Peel Grapples	GSH420-500		●	●		●	●		●
	GSH420-600		●	●		●	●		●
	GSH420-750		●	●		●	●		●
	GSH425-750		●	●		●	●		●
	GSH425-950		●	●		●	●		○
	GSH425-1150		●	○		●	●		○
	GSH520-500		●	●		●	●		●
	GSH520-600		●	●		●	●		●
	GSH520-750		●	●		●	●		●
	GSH525-750		●	●		●	●		○
	GSH525-950		●	○		●	●		○
	GSH525-1150		○	○		●	○		◆
	GSV420-400		●	●		●	●		●
	GSV420-500		●	●		●	●		●
	GSV420-600		●	●		●	●		●
	GSV420-750		●	●		●	●		●
	GSV420-1250		◇	◇		◇	◇		◇
	GSV425-600		●	●		●	●		●
	GSV425-750		●	●		●	●		●
	GSV425-950		●	●		●	●		○
	GSV425-1150		●	○		●	●		○
	GSV425-1550		◇	◇		◇	◇		◇
	GSV520 GC-400		●	●		●	●		●
	GSV520 GC-500		●	●		●	●		●
	GSV520 GC-600		●	●		●	●		●
	GSV520 GC-750		●	●		●	●		●
	GSV520 GC-1250		◇	◇		◇	◇		◇
	GSV520-400		●	●		●	●		●
	GSV520-500		●	●		●	●		●
	GSV520-600		●	●		●	●		●
	GSV520-750		●	●		●	●		●
	GSV520-1250		◇	◇		◇	◇		◇
	GSV525-600		●	●		●	●		●
GSV525-750		●	●		●	●		○	
GSV525-950		●	○		●	●		○	
GSV525-1150		○	○		●	○		◆	
GSV525-1550		◇	◇		◇	◇		◇	
Clamshell Grapples	CTV15-1000		●	●		●	●		●
	CTV15-1200		●	●		●	●		○
	CTV15-1500		○	○		○	○		◆
	CTV15-1700		○	◆		○	○		◆
	CTV15-1900		◆	◆		○	◆		
	CTV15-2300		◆			◆			

(continued on next page)

# MH3024 Material Handler Specifications

## Attachments Offering Guide – Europe *(continued)*

Not all Attachments are available in all regions. Consult your Cat dealer for configurations available in your region.

Match

\* Working range front only

No Match

### CAT PIN GRABBER COUPLER ATTACHMENTS

Undercarriage		All				MH 2.75 m (9'0")		MH 2.99 mm (9'10")	
Counterweight		4200 kg (9,260 lb)				4200 kg (9,260 lb)	4700 kg (10,350 lb)	4200 kg (9,260 lb)	4700 kg (10,350 lb)
Boom Type		Variable Angle		One-Piece		MH 6.4 m (21'0")	MH 6.4 m (21'0")	MH 6.4 m (21'0")	MH 6.4 m (21'0")
Stick Length		2.50 m (8'2")	2.90 m (9'6")	2.50 m (8'2")	2.90 m (9'6")	4.30 m (14'1")	4.30 m (14'1")	4.30 m (14'1")	4.30 m (14'1")
Hydraulic Hammers	H115 S	✓	✓	✓	✓				
	H120 GC S	✓		✓	✓				
	H120 S	✓	✓	✓	✓				
	H130 S	✓		✓	✓				
Multi-Processors	MP318 Concrete Cutter Jaw			✓					
	MP318 Demolition Jaw			✓					
	MP318 Pulverizer Jaw			✓					
	MP318 Shear Jaw			✓		✓	✓	✓	✓
	MP318 Universal Jaw			✓					
Demolition and Sorting Grapples	G317 GC	✓		✓	✓	✓	✓	✓	✓
	G318			✓		✓	✓	✓	✓
	G318 WH-800			✓		✓	✓	✓	✓
	G318 WH-1100					✓	✓	✓	✓
	G324					✓	✓	✓	✓
	G324 WH-1500					✓*	✓	✓	✓
Pulverizers	P318 Primary Pulverizer			✓					
Compactors (Vibratory Plate)	CVP110	✓	✓	✓	✓				

*(continued on next page)*

# MH3024 Material Handler Specifications

## Attachments Offering Guide – Europe (continued)

Not all Attachments are available in all regions. Consult your Cat dealer for configurations available in your region.

Match

\* Working range front only

No Match

### CW-40s DEDICATED COUPLER ATTACHMENTS

Undercarriage		All				MH 2.75 m (9'0")			MH 2.99 m (9'10")		
Counterweight		4200 kg (9,260 lb)				4200 kg (9,260 lb)	4700 kg (10,350 lb)	4200 kg (9,260 lb)	4700 kg (10,350 lb)	4200 kg (9,260 lb)	4700 kg (10,350 lb)
Boom Type		Variable Angle		One-Piece		MH 6.4 m (21'0")	MH 6.4 m (21'0")	MH 7.45 m (24'5")	MH 6.4 m (21'0")	MH 6.4 m (21'0")	MH 7.45 m (24'5")
Stick Length		2.50 m (8'2")	2.90 m (9'6")	2.50 m (8'2")	2.90 m (9'6")	4.30 m (14'1")	4.30 m (14'1")	4.30 m (14'1")	4.30 m (14'1")	4.30 m (14'1")	4.30 m (14'1")
Hydraulic Hammers	H115 S	✓	✓	✓	✓						
	H120 GC S	✓		✓	✓						
	H120 S	✓	✓	✓	✓						
	H130 S	✓		✓	✓						
Multi-Processors	MP318 Concrete Cutter Jaw				✓						
	MP318 Demolition Jaw				✓						
	MP318 Pulverizer Jaw				✓						
	MP318 Shear Jaw			✓		✓	✓		✓	✓	
	MP318 Universal Jaw				✓						
Demolition and Sorting Grapples	G317 GC	✓		✓	✓	✓	✓		✓	✓	
	G318			✓		✓	✓		✓	✓	
	G318 WH-800			✓		✓	✓		✓	✓	
	G318 WH-1100					✓	✓		✓	✓	
	G324					✓	✓		✓	✓	
Pulverizers	G324 WH-1500					✓*	✓		✓	✓	
	P318 Primary Pulverizer				✓						
Compactors (Vibratory Plate)	CVP110	✓	✓	✓	✓						

(continued on next page)

# MH3024 Material Handler Specifications

## Attachments Offering Guide – Europe (continued)

Not all Attachments are available in all regions. Consult your Cat dealer for configurations available in your region.

Match

\* Working range front only

No Match

### CW-40 DEDICATED COUPLER ATTACHMENTS

Undercarriage		All				MH 2.75 m (9'0")			MH 2.99 mm (9'10")		
Counterweight		4200 kg (9,260 lb)				4200 kg (9,260 lb)	4700 kg (10,350 lb)	4200 kg (9,260 lb)	4700 kg (10,350 lb)		
Boom Type		Variable Angle		One-Piece		MH 6.4 m (21'0")	MH 6.4 m (21'0")	MH 7.45 m (24'5")	MH 6.4 m (21'0")	MH 6.4 m (21'0")	MH 7.45 m (24'5")
Stick Length		2.50 m (8'2")	2.90 m (9'6")	2.50 m (8'2")	2.90 m (9'6")	4.30 m (14'1")	4.30 m (14'1")	4.30 m (14'1")	4.30 m (14'1")	4.30 m (14'1")	4.30 m (14'1")
Hydraulic Hammers	H115 S	✓	✓	✓	✓						
	H120 GC S	✓	✓	✓	✓						
	H120 S	✓	✓	✓	✓						
	H130 S	✓		✓	✓						
Multi-Processors	MP318 Concrete Cutter Jaw			✓	✓						
	MP318 Demolition Jaw	✓		✓	✓						
	MP318 Pulverizer Jaw			✓	✓						
	MP318 Shear Jaw	✓		✓	✓	✓	✓		✓	✓	
	MP318 Universal Jaw			✓	✓						
Demolition and Sorting Grapples	G317 GC	✓		✓	✓	✓	✓	✓	✓	✓	✓
	G317 GC Fixed CAN	✓	✓	✓	✓	✓	✓	✓	✓	✓	✓
	G318	✓		✓	✓	✓	✓		✓	✓	
	G318 Fixed CAN	✓		✓	✓	✓	✓	✓	✓	✓	✓
	G318 WH-800	✓		✓	✓	✓	✓	✓	✓	✓	✓
	G318 WH-1100			✓	✓	✓	✓		✓	✓	
	G324					✓	✓		✓	✓	
Pulverizers	P218 Secondary Pulverizer			✓	✓						
	P318 Primary Pulverizer			✓	✓						
Compactors (Vibratory Plate)	CVP110	✓	✓	✓	✓						

### HCCW40 DEDICATED COUPLER ATTACHMENTS

Undercarriage		All				MH 2.75 m (9'0")		MH 2.99 mm (9'10")	
Counterweight		4200 kg (9,260 lb)				4200 kg (9,260 lb)	4700 kg (10,350 lb)	4200 kg (9,260 lb)	4700 kg (10,350 lb)
Boom Type		Variable Angle		One-Piece		MH 6.4 m (21'0")	MH 6.4 m (21'0")	MH 6.4 m (21'0")	MH 6.4 m (21'0")
Stick Length		2.50 m (8'2")	2.90 m (9'6")	2.50 m (8'2")	2.90 m (9'6")	4.30 m (14'1")	4.30 m (14'1")	4.30 m (14'1")	4.30 m (14'1")
Hydraulic Hammers	H115 S	✓	✓	✓	✓				
	H120 GC S	✓		✓	✓				
	H120 S	✓		✓	✓				
	H130 S			✓	✓				
Multi-Processors	MP318 Concrete Cutter Jaw			✓	✓				
	MP318 Demolition Jaw			✓	✓				
	MP318 Shear Jaw			✓	✓	✓	✓	✓	✓
	MP318 Universal Jaw			✓	✓				
Demolition and Sorting Grapples	G317 GC	✓		✓	✓	✓	✓	✓	✓
	G318			✓	✓	✓	✓	✓	✓
	G318 WH-800			✓	✓	✓	✓	✓	✓
	G318 WH-1100			✓	✓	✓	✓	✓	✓
	G324					✓	✓	✓	✓
Compactors (Vibratory Plate)	G324 WH-1500					✓*	✓	✓	✓
	CVP110	✓	✓	✓	✓				

(continued on next page)

# MH3024 Material Handler Specifications

## Attachments Offering Guide – Europe (continued)

Not all Attachments are available in all regions. Consult your Cat dealer for configurations available in your region.

Match

\* Working range front only

No Match

### S70 DEDICATED COUPLER ATTACHMENTS

Undercarriage		All				MH 2.75 m (9'0")			MH 2.99 mm (9'10")		
Counterweight		4200 kg (9,260 lb)				4200 kg (9,260 lb)	4700 kg (10,350 lb)	4200 kg (9,260 lb)	4700 kg (10,350 lb)		
Boom Type		Variable Angle		One-Piece		MH 6.4 m (21'0")	MH 6.4 m (21'0")	MH 7.45 m (24'5")	MH 6.4 m (21'0")	MH 6.4 m (21'0")	MH 7.45 m (24'5")
Stick Length		2.50 m (8'2")	2.90 m (9'6")	2.50 m (8'2")	2.90 m (9'6")	4.30 m (14'1")	4.30 m (14'1")	4.30 m (14'1")	4.30 m (14'1")	4.30 m (14'1")	4.30 m (14'1")
Hydraulic Hammers	H115 S	✓	✓	✓	✓						
	H120 GC S	✓		✓	✓						
	H120 S	✓	✓	✓	✓						
	H130 S	✓		✓	✓						
Multi-Processors	MP318 Concrete Cutter Jaw			✓							
	MP318 Demolition Jaw			✓							
	MP318 Pulverizer Jaw			✓							
	MP318 Shear Jaw			✓	✓	✓	✓		✓	✓	
	MP318 Universal Jaw			✓							
Demolition and Sorting Grapples	G317 GC	✓		✓	✓	✓	✓	✓	✓	✓	✓
	G318			✓	✓	✓	✓		✓	✓	
	G318 WH-800	✓		✓	✓	✓	✓		✓	✓	
	G318 WH-1100			✓	✓	✓	✓		✓	✓	
	G324					✓	✓		✓	✓	
	G324 WH-1500					✓	✓		✓	✓	
Pulverizers	P218 Secondary Pulverizer			✓							
	P318 Primary Pulverizer			✓							
Compactors (Vibratory Plate)	CVP110	✓	✓	✓	✓						

### HCS70 DEDICATED COUPLER ATTACHMENTS

Undercarriage		All				MH 2.75 m (9'0")		MH 2.99 mm (9'10")	
Counterweight		4200 kg (9,260 lb)				4200 kg (9,260 lb)	4700 kg (10,350 lb)	4200 kg (9,260 lb)	4700 kg (10,350 lb)
Boom Type		Variable Angle		One-Piece		MH 6.4 m (21'0")	MH 6.4 m (21'0")	MH 6.4 m (21'0")	MH 6.4 m (21'0")
Stick Length		2.50 m (8'2")	2.90 m (9'6")	2.50 m (8'2")	2.90 m (9'6")	4.30 m (14'1")	4.30 m (14'1")	4.30 m (14'1")	4.30 m (14'1")
Hydraulic Hammers	H115 S	✓	✓	✓	✓				
	H120 S	✓	✓	✓	✓				
	H130 S	✓		✓	✓				
Multi-Processors	MP318 Concrete Cutter Jaw			✓					
	MP318 Demolition Jaw			✓					
	MP318 Pulverizer Jaw			✓					
	MP318 Shear Jaw			✓		✓	✓	✓	✓
	MP318 Universal Jaw			✓					
Demolition and Sorting Grapples	G317 GC	✓		✓	✓	✓	✓	✓	✓
	G318			✓		✓	✓	✓	✓
	G318 WH-800			✓		✓	✓	✓	✓
	G318 WH-1100			✓		✓	✓	✓	✓
	G324					✓	✓	✓	✓
	G324 WH-1500					✓*	✓	✓	✓
Pulverizers	P318 Primary Pulverizer			✓					
Compactors (Vibratory Plate)	CVP110	✓	✓	✓	✓				

(continued on next page)

# MH3024 Material Handler Specifications

## Attachments Offering Guide – Europe *(continued)*

Not all Attachments are available in all regions. Consult your Cat dealer for configurations available in your region.

Match                       \* Working range front only                       No Match

### HCS70/55 DEDICATED COUPLER ATTACHMENTS

Undercarriage		All				MH 2.75 m (9'0")		MH 2.99 mm (9'10")	
Counterweight		4200 kg (9,260 lb)				4200 kg (9,260 lb)	4700 kg (10,350 lb)	4200 kg (9,260 lb)	4700 kg (10,350 lb)
Boom Type		Variable Angle		One-Piece		MH 6.4 m (21'0")	MH 6.4 m (21'0")	MH 6.4 m (21'0")	MH 6.4 m (21'0")
Stick Length		2.50 m (8'2")	2.90 m (9'6")	2.50 m (8'2")	2.90 m (9'6")	4.30 m (14'1")	4.30 m (14'1")	4.30 m (14'1")	4.30 m (14'1")
Hydraulic Hammers	H115 S	✓	✓	✓	✓				
	H120 S	✓	✓	✓	✓				
	H130 S			✓	✓				
Multi-Processors	MP318 Concrete Cutter Jaw			✓					
	MP318 Demolition Jaw			✓					
	MP318 Shear Jaw			✓		✓	✓	✓	✓
	MP318 Universal Jaw			✓					
Demolition and Sorting Grapples	G317 GC			✓	✓	✓	✓	✓	✓
	G318			✓		✓	✓	✓	✓
	G318 WH-800			✓		✓	✓	✓	✓
	G318 WH-1100					✓	✓	✓	✓
	G324					✓	✓	✓	✓
	G324 WH-1500					✓*	✓	✓	✓
Compactors (Vibratory Plate)	CVP110	✓	✓	✓	✓				

*(continued on next page)*

# MH3024 Material Handler Specifications

## Attachments Offering Guide – North America, South America

Not all Attachments are available in all regions. Consult your Cat dealer for configurations available in your region.

Match

\* Working range front only

No Match

### PIN-ON ATTACHMENTS

Undercarriage		All					MH 2.75 m (9'0")						
		4200 kg (9,260 lb)		4200 kg (9,260 lb)			4700 kg (10,350 lb)						
Counterweight		4200 kg (9,260 lb)		4200 kg (9,260 lb)			4700 kg (10,350 lb)						
Boom Type		Variable Angle		One-Piece		MH 6.4 m (21'0")			MH 6.4 m (21'0")		MH 6.4 m (21'0")		
Stick Length		2.50 m (8'2")	2.90 m (9'6")	2.50 m (8'2")	2.90 m (9'6")	4.30 m (14'1")	4.50 m (14'9")	5.00 m (16'5")	4.30 m (14'1")	4.50 m (14'9")	5.00 m (16'5")	4.30 m (14'1")	5.00 m (16'5")
Hydraulic Hammers	H115 S	✓	✓	✓	✓								
	H120 GC S	✓	✓	✓	✓								
	H120 S	✓	✓	✓	✓								
	H130 S	✓	✓	✓	✓								
Multi-Processors	MP318 Concrete Cutter Jaw	✓		✓	✓								
	MP318 Demolition Jaw	✓		✓	✓								
	MP318 Pulverizer Jaw	✓		✓	✓								
	MP318 Shear Jaw	✓		✓	✓	✓			✓				✓
	MP318 Universal Jaw	✓		✓	✓								
Demolition and Sorting Grapples	G318	✓		✓	✓	✓			✓				✓
	G318 WH-800	✓	✓	✓	✓	✓			✓				✓
	G318 WH-1100	✓		✓	✓	✓			✓				
	G324					✓			✓				
	G324 WH-1500					✓			✓				
	G324 WH-1800					✓			✓				
	G324 WH-2000					✓*			✓				
Mobile Scrap and Demolition Shears	S3025 Flat Top			✓									
Pulverizers	P218 Secondary Pulverizer	✓		✓	✓								
	P318 Primary Pulverizer	✓		✓	✓								
Mulchers	HM4015	✓	✓	✓	✓	✓			✓				✓
	HM4815	✓	✓	✓	✓	✓			✓				✓
Compactors (Vibratory Plate)	CVP110	✓	✓	✓	✓								

(continued on next page)

# MH3024 Material Handler Specifications

## Attachments Offering Guide – North America, South America *(continued)*

Not all Attachments are available in all regions. Consult your Cat dealer for configurations available in your region.

Match

No Match

### PIN-ON ATTACHMENTS *(continued)*

Undercarriage		MH 2.99 m (9'10")							
Counterweight		4200 kg (9,260 lb)			4700 kg (10,350 lb)				
Boom Type		MH 6.4 m (21'0")			MH 6.4 m (21'0")			MH 7.45 m (24'5")	
Stick Length		4.30 m (14'1")	4.50 m (14'9")	5.00 m (16'5")	4.30 m (14'1")	4.50 m (14'9")	5.00 m (16'5")	4.30 m (14'1")	5.00 m (16'5")
Multi-Processors	MP318 Shear Jaw	✓			✓			✓	
Demolition and Sorting Grapples	G318	✓			✓			✓	
	G318 WH-800	✓			✓			✓	
	G318 WH-1100	✓			✓				
	G324	✓			✓				
	G324 WH-1500	✓			✓				
	G324 WH-1800	✓			✓				
	G324 WH-2000	✓			✓				
Mulchers	HM4015	✓			✓				✓
	HM4815	✓			✓				✓

*(continued on next page)*

# MH3024 Material Handler Specifications

## Attachments Offering Guide – North America, South America (continued)

Not all Attachments are available in all regions. Consult your Cat dealer for configurations available in your region.

Match    
  No Match    
  1800 kg/m<sup>3</sup> (3,000 lb/yd<sup>3</sup>)    
  1200 kg/m<sup>3</sup> (2,000 lb/yd<sup>3</sup>)    
  900 kg/m<sup>3</sup> (1,500 lb/yd<sup>3</sup>)

### PIN-ON ATTACHMENTS (continued)

Undercarriage		All					MH 2.75 m (9'0")						
Counterweight		4200 kg (9,260 lb)				4200 kg (9,260 lb)			4700 kg (10,350 lb)				
Boom Type		Variable Angle		One-Piece		MH 6.4 m (21'0")			MH 6.4 m (21'0")				
Stick Length		2.50 m (8'2")	2.90 m (9'6")	2.50 m (8'2")	2.90 m (9'6")	4.30 m (14'1")	4.50 m (14'9")	5.00 m (16'5")	4.30 m (14'1")	4.50 m (14'9")	5.00 m (16'5")	4.30 m (14'1")	5.00 m (16'5")
Orange Peel Grapples	GSH420-500	●	●	●	●		●	●		●	●		●
	GSH420-600	●	●	●	●		●	●		●	●		●
	GSH420-750	●	●	●	●		●	●		●	●		●
	GSH425-750	●	○	●	●		●	●		●	●		○
	GSH425-950	○	◆	●	○		●	○		●	●		○
	GSH425-1150	○		○	○		○	○		●	○		◆
	GSH520-500	●	●	●	●		●	●		●	●		●
	GSH520-600	●	●	●	●		●	●		●	●		●
	GSH520-750	●	○	●	●		●	●		●	●		●
	GSH525-750	○	◆	●	○		●	●		●	●		○
	GSH525-950	○		○	○		○	○		●	○		◆
	GSH525-1150	◆		○	◆		○	◆		○	○		
Clamshell Grapples	CTV15-1000	●	○	●	●			●			●		○
	CTV15-1200	○	◆	●	○			○			●		○
	CTV15-1500	◆		○	◆			◆			○		◆
	CTV15-1700	◆		○	◆			◆			◆		
	CTV15-1900			◆			◆			◆	◆		
Forestry Grapples	GLL52-1650												✓
	GLL52-1950												
	GLL52-2050							✓					
	GLL52-2250										✓		
	GLL52-2350						✓						
	GLL52-2550									✓			
	GLL52-2700												
	GLL52-2900												
	GLL55-1600												✓
	GLL55-1900												
	GLL55-2000								✓				
	GLL55-2200										✓		
	GLL55-2300						✓						
	GLL55-2500									✓			
GLL55-2650													
GLL55-2850													

(continued on next page)

# MH3024 Material Handler Specifications

## Attachments Offering Guide – North America, South America (continued)

Not all Attachments are available in all regions. Consult your Cat dealer for configurations available in your region.

Match    
  No Match    
  1800 kg/m<sup>3</sup> (3,000 lb/yd<sup>3</sup>)    
  1200 kg/m<sup>3</sup> (2,000 lb/yd<sup>3</sup>)    
  900 kg/m<sup>3</sup> (1,500 lb/yd<sup>3</sup>)

### PIN-ON ATTACHMENTS (continued)

Undercarriage		MH 2.99 m (9'10")							
Counterweight		4200 kg (9,260 lb)			4700 kg (10,350 lb)				
Boom Type		MH 6.4 m (21'0")			MH 6.4 m (21'0")			MH 7.45 m (24'5")	
Stick Length		4.30 m (14'1")	4.50 m (14'9")	5.00 m (16'5")	4.30 m (14'1")	4.50 m (14'9")	5.00 m (16'5")	4.30 m (14'1")	5.00 m (16'5")
Orange Peel Grapples	GSH420-500		●	●		●	●		●
	GSH420-600		●	●		●	●		●
	GSH420-750		●	●		●	●		●
	GSH425-750		●	●		●	●		●
	GSH425-950		●	●		●	●		○
	GSH425-1150		●	○		●	●		○
	GSH520-500		●	●		●	●		●
	GSH520-600		●	●		●	●		●
	GSH520-750		●	●		●	●		●
	GSH525-750		●	●		●	●		○
	GSH525-950		●	○		●	●		○
	GSH525-1150		○	○		●	○		◆
Clamshell Grapples	CTV15-1000			●			●		●
	CTV15-1200			●			●		○
	CTV15-1500			○			○		◆
	CTV15-1700			◆			○		◆
	CTV15-1900		◆	◆		○	◆		
Forestry Grapples	GLL52-1650								
	GLL52-1950								✓
	GLL52-2050								
	GLL52-2250								
	GLL52-2350			✓					
	GLL52-2550						✓		
	GLL52-2700		✓						
	GLL52-2900					✓			
	GLL55-1600								
	GLL55-1900								✓
	GLL55-2000								
	GLL55-2200								
	GLL55-2300			✓					
	GLL55-2500						✓		
	GLL55-2650		✓						
GLL55-2850						✓			

(continued on next page)

# MH3024 Material Handler Specifications

## Attachments Offering Guide – North America, South America (continued)

Not all Attachments are available in all regions. Consult your Cat dealer for configurations available in your region.

Match  No Match

### CAT PIN GRABBER COUPLER ATTACHMENTS

Undercarriage		All				MH 2.75 m (9'0")			MH 2.99 mm (9'10")		
Counterweight		4200 kg (9,260 lb)				4200 kg (9,260 lb)	4700 kg (10,350 lb)	4200 kg (9,260 lb)	4700 kg (10,350 lb)		
Boom Type		Variable Angle		One-Piece		MH 6.4 m (21'0")	MH 6.4 m (21'0")	MH 7.45 m (24'5")	MH 6.4 m (21'0")	MH 6.4 m (21'0")	MH 7.45 m (24'5")
Stick Length		2.50 m (8'2")	2.90 m (9'6")	2.50 m (8'2")	2.90 m (9'6")	4.30 m (14'1")	4.30 m (14'1")	4.30 m (14'1")	4.30 m (14'1")	4.30 m (14'1")	4.30 m (14'1")
Hydraulic Hammers	H115 S	✓	✓	✓	✓						
	H120 GC S	✓		✓	✓						
	H120 S	✓	✓	✓	✓						
	H130 S	✓		✓	✓						
Multi-Processors	MP318 Concrete Cutter Jaw			✓							
	MP318 Demolition Jaw			✓							
	MP318 Pulverizer Jaw			✓							
	MP318 Shear Jaw			✓		✓	✓		✓	✓	
	MP318 Universal Jaw			✓							
Demolition and Sorting Grapples	G318			✓		✓	✓		✓	✓	
	G318 WH-800			✓		✓	✓		✓	✓	
	G318 WH-1100					✓	✓		✓	✓	
	G324					✓	✓		✓	✓	
	G324 WH-1500					✓	✓		✓	✓	
Pulverizers	P318 Primary Pulverizer			✓							
Mulchers	HM4015	✓		✓	✓	✓	✓	✓	✓	✓	✓
	HM4815	✓		✓	✓	✓	✓	✓	✓	✓	✓
Compactors (Vibratory Plate)	CVP110	✓	✓	✓	✓						

### S70 DEDICATED COUPLER ATTACHMENTS

Undercarriage		All				MH 2.75 m (9'0")		MH 2.99 mm (9'10")	
Counterweight		4200 kg (9,260 lb)				4200 kg (9,260 lb)	4700 kg (10,350 lb)	4200 kg (9,260 lb)	4700 kg (10,350 lb)
Boom Type		Variable Angle		One-Piece		MH 6.4 m (21'0")	MH 6.4 m (21'0")	MH 6.4 m (21'0")	MH 6.4 m (21'0")
Stick Length		2.50 m (8'2")	2.90 m (9'6")	2.50 m (8'2")	2.90 m (9'6")	4.30 m (14'1")	4.30 m (14'1")	4.30 m (14'1")	4.30 m (14'1")
Hydraulic Hammers	H115 S	✓	✓	✓	✓				
	H120 GC S	✓		✓	✓				
	H120 S	✓	✓	✓	✓				
	H130 S	✓		✓	✓				
Multi-Processors	MP318 Concrete Cutter Jaw			✓					
	MP318 Demolition Jaw			✓					
	MP318 Pulverizer Jaw			✓					
	MP318 Shear Jaw			✓		✓	✓	✓	✓
	MP318 Universal Jaw			✓					
Demolition and Sorting Grapples	G318			✓	✓	✓	✓	✓	✓
	G318 WH-800	✓		✓	✓	✓	✓	✓	✓
	G318 WH-1100			✓		✓	✓	✓	✓
	G324					✓	✓	✓	✓
	G324 WH-1500					✓	✓	✓	✓
Pulverizers	P218 Secondary Pulverizer			✓					
	P318 Primary Pulverizer			✓					
Compactors (Vibratory Plate)	CVP110	✓	✓	✓	✓				

(continued on next page)

# MH3024 Material Handler Specifications

## Attachments Offering Guide – North America, South America (continued)

Not all Attachments are available in all regions. Consult your Cat dealer for configurations available in your region.

Match

\* Working range front only

No Match

### HCS70 DEDICATED COUPLER ATTACHMENTS

Undercarriage		All				MH 2.75 m (9'0")		MH 2.99 mm (9'10")	
Counterweight		4200 kg (9,260 lb)				4200 kg (9,260 lb)	4700 kg (10,350 lb)	4200 kg (9,260 lb)	4700 kg (10,350 lb)
Boom Type		Variable Angle		One-Piece		MH 6.4 m (21'0")	MH 6.4 m (21'0")	MH 6.4 m (21'0")	MH 6.4 m (21'0")
Stick Length		2.50 m (8'2")	2.90 m (9'6")	2.50 m (8'2")	2.90 m (9'6")	4.30 m (14'1")	4.30 m (14'1")	4.30 m (14'1")	4.30 m (14'1")
Hydraulic Hammers	H115 S	✓	✓	✓	✓				
	H120 S	✓	✓	✓	✓				
	H130 S	✓		✓	✓				
Multi-Processors	MP318 Concrete Cutter Jaw			✓					
	MP318 Demolition Jaw			✓					
	MP318 Pulverizer Jaw			✓					
	MP318 Shear Jaw			✓		✓	✓	✓	✓
	MP318 Universal Jaw			✓					
Demolition and Sorting Grapples	G318			✓		✓	✓	✓	✓
	G318 WH-800			✓		✓	✓	✓	✓
	G318 WH-1100					✓	✓	✓	✓
	G324					✓	✓	✓	✓
	G324 WH-1500					✓*	✓	✓	✓
Pulverizers	P318 Primary Pulverizer			✓					
Compactors (Vibratory Plate)	CVP110	✓	✓	✓	✓				

### HCS70/55 DEDICATED COUPLER ATTACHMENTS

Undercarriage		All				MH 2.75 m (9'0")		MH 2.99 mm (9'10")	
Counterweight		4200 kg (9,260 lb)				4200 kg (9,260 lb)	4700 kg (10,350 lb)	4200 kg (9,260 lb)	4700 kg (10,350 lb)
Boom Type		Variable Angle		One-Piece		MH 6.4 m (21'0")	MH 6.4 m (21'0")	MH 6.4 m (21'0")	MH 6.4 m (21'0")
Stick Length		2.50 m (8'2")	2.90 m (9'6")	2.50 m (8'2")	2.90 m (9'6")	4.30 m (14'1")	4.30 m (14'1")	4.30 m (14'1")	4.30 m (14'1")
Hydraulic Hammers	H115 S	✓	✓	✓	✓				
	H120 S	✓	✓	✓	✓				
	H130 S			✓	✓				
Multi-Processors	MP318 Concrete Cutter Jaw			✓					
	MP318 Demolition Jaw			✓					
	MP318 Shear Jaw			✓		✓	✓	✓	✓
	MP318 Universal Jaw			✓					
Demolition and Sorting Grapples	G318			✓		✓	✓	✓	✓
	G318 WH-800			✓		✓	✓	✓	✓
	G318 WH-1100					✓	✓	✓	✓
	G324					✓	✓	✓	✓
	G324 WH-1500					✓*	✓	✓	✓
Compactors (Vibratory Plate)	CVP110	✓	✓	✓	✓				

# MH3024 Material Handler Specifications

## Attachments Offering Guide – Australia/New Zealand

Not all Attachments are available in all regions. Consult your Cat dealer for configurations available in your region.

Match

No Match

### PIN-ON ATTACHMENTS

Undercarriage		All				MH 2.75 m (9'0")			MH 2.99 mm (9'10")		
Counterweight		4200 kg (9,260 lb)				4200 kg (9,260 lb)	4700 kg (10,350 lb)		4200 kg (9,260 lb)	4700 kg (10,350 lb)	
Boom Type		Variable Angle		One-Piece		MH 6.4 m (21'0")	MH 6.4 m (21'0")	MH 7.45 m (24'5")	MH 6.4 m (21'0")	MH 6.4 m (21'0")	MH 7.45 m (24'5")
Stick Length		2.50 m (8'2")	2.90 m (9'6")	2.50 m (8'2")	2.90 m (9'6")	4.30 m (14'1")	4.30 m (14'1")	4.30 m (14'1")	4.30 m (14'1")	4.30 m (14'1")	4.30 m (14'1")
Hydraulic Hammers	H115 S	✓	✓	✓	✓						
	H120 GC	✓	✓	✓	✓						
	HH120 GC S	✓	✓	✓	✓						
	H120 S	✓	✓	✓	✓						
	H130 S	✓	✓	✓	✓						
Demolition and Sorting Grapples	G318	✓		✓	✓	✓	✓	✓	✓	✓	✓
	G324					✓	✓		✓	✓	
Pulverizers	P218 Secondary Pulverizer	✓		✓	✓						
Compactors (Vibratory Plate)	CVPI10	✓	✓	✓	✓						
Mulchers	HM4015	✓	✓	✓	✓	✓	✓	✓	✓	✓	✓
	HM4815	✓	✓	✓	✓	✓	✓	✓	✓	✓	✓

### CAT PIN GRABBER COUPLER ATTACHMENTS

Undercarriage		All				MH 2.75 m (9'0")			MH 2.99 mm (9'10")		
Counterweight		4200 kg (9,260 lb)				4200 kg (9,260 lb)	4700 kg (10,350 lb)		4200 kg (9,260 lb)	4700 kg (10,350 lb)	
Boom Type		Variable Angle		One-Piece		MH 6.4 m (21'0")	MH 6.4 m (21'0")	MH 7.45 m (24'5")	MH 6.4 m (21'0")	MH 6.4 m (21'0")	MH 7.45 m (24'5")
Stick Length		2.50 m (8'2")	2.90 m (9'6")	2.50 m (8'2")	2.90 m (9'6")	4.30 m (14'1")	4.30 m (14'1")	4.30 m (14'1")	4.30 m (14'1")	4.30 m (14'1")	4.30 m (14'1")
Hydraulic Hammers	H115 S	✓	✓	✓	✓						
	H120 GC	✓		✓	✓						
	H120 GC S	✓		✓	✓						
	H120 S	✓	✓	✓	✓						
	H130 S	✓		✓	✓						
Demolition and Sorting Grapples	G318			✓		✓	✓		✓	✓	
	G324					✓	✓		✓	✓	
Compactors (Vibratory Plate)	CVPI10	✓	✓	✓	✓						
Mulchers	HM4015	✓		✓	✓	✓	✓	✓	✓	✓	✓
	HM4815	✓		✓	✓	✓	✓	✓	✓	✓	✓

# MH3024 Standard and Optional Equipment

## Standard and Optional Equipment

Standard and optional equipment may vary. Consult your Cat® dealer for details.

	Standard	Optional		Standard	Optional
<b>BOOM, STICKS AND LINKAGES</b>			<b>ENGINE</b>		
5.65 m (18'6") One-Piece boom		✓	Cat C4.4 Twin Turbo diesel engine (meets EU Stage V/U.S. EPA Tier 4 Final emission standards)	✓	
5.26 m (17'3") Variable Angle boom		✓	Power mode selector	✓	
2.5 m (8'2") Straight stick		✓	One-touch low idle with automatic engine speed control	✓	
2.9 m (9'6") Straight stick		✓	Automatic engine idle shutdown	✓	
No stick configuration		✓	Work up to 3000 m (9,843 ft) above sea level without engine power de-rating	✓	
6.4 m (21'0") MH boom		✓	Up to 52°C (125°F) high-ambient cooling capacity	✓	
7.45 m (24'5") MH boom		✓	Cold starting capability down to -18°C (0°F)	✓	
5.0 m (16'5") Drop Nose MH stick		✓	Double element air filter with integrated pre-cleaner	✓	
4.3 m (14'1") Straight MH stick		✓	Electric fuel priming pump	✓	
Bucket linkage, B-type with lifting eye		✓	On-demand electric cooling fans with auto-reverse function	✓	
<b>CAT TECHNOLOGY</b>			<b>HYDRAULICS</b>		
Cat Equipment Management:			Boom/stick lowering check valves	✓	
- VisionLink™	✓ <sup>1</sup>		Overload warning	✓	
- Remote Flash	✓		Electronic main control valve	✓	
- Remote Troubleshoot	✓		Auto hydraulic oil warm up	✓	
Cat Payload:			Element type main hydraulic filter	✓	
- On-the-go weighing	✓ <sup>3</sup>		Two-Slider joysticks	✓	
- Payload/cycle information	✓ <sup>3</sup>		Advanced Tool Control (one/two way high-pressure flow with drift reduction)		✓
- VisionLink back office reporting		✓ <sup>4</sup>	Medium pressure auxiliary circuit (one/two way medium-pressure flow)	✓	
<b>ELECTRICAL</b>			Heavy lift mode	✓	
LED lights on boom, stick, and cab	✓		Quick coupler circuit		✓
LED lights on chassis Left Hand, Right Hand (LH, RH) and counterweight	✓		SmartBoom™	✓ <sup>2</sup>	
Programmable time-delay LED working lights	✓		SmartStick	✓	
Rooding and indicator lights, front and rear	✓		Joystick steering	✓	
Maintenance free batteries	✓		Steering wheel		✓
Centralized electrical disconnect switch	✓		Separate dedicated swing pump	✓	
Electrical refueling pump		✓	Automatic swing brake	✓	
			Cat BIO HYDO™ Advanced biodegradable hydraulic oil		✓
			Adjustable hydraulic aggressiveness	✓	
			Pattern changer	✓	

(continued on next page)

<sup>1</sup>Provides core telematics data to manage health, maintenance insights, and condition monitoring. Other plans available for more comprehensive data reporting. Consult your Cat dealer for details.

<sup>2</sup>Not compatible with 2D E-fence, Cab avoidance, or Cat Payload.

<sup>3</sup>Available with MH booms only.

<sup>4</sup>VisionLink subscription required. Consult your Cat dealer for details.

# MH3024 Standard and Optional Equipment

## Standard and Optional Equipment (continued)

Standard and optional equipment may vary. Consult your Cat dealer for details.

	Standard	Optional		Standard	Optional
<b>SAFETY AND SECURITY</b>			<b>UNDERCARRIAGE AND STRUCTURES</b>		
Rear and right-side-view cameras	✓		All wheel drive	✓	
360° visibility		✓	Automatic brake/axle lock	✓	
Wide angle mirrors	✓		Creeper speed	✓	
Heated and remotely adjustable mirrors		✓	Electronic swing and travel lock	✓	
Travel alarm		✓	Heavy-duty axles, advanced disc brake system and travel motor, adjustable braking force	✓	
Signal/warning horn	✓		Oscillating front axle, lockable, with remote greasing point	✓	
Rotating beacon on cab and chassis		✓	11.00-20 16 PR, dual tires		✓
Cat Asset tracker		✓	10.00-20, dual, solid rubber tires		✓
Neutral lever (lock out) for all controls	✓		Steps with tool box in undercarriage (left and right)	✓	
Ground-level accessible secondary engine shutoff switch in cab	✓		Rear and front end steps		✓
Inspection lighting		✓	Two speed hydrostatic transmission	✓	
Bluetooth® receiver	✓		Rear blade/front outrigger EM undercarriage		✓
Anti-skid plate and countersunk bolts on service platform	✓		Rear outrigger/front blade EM undercarriage		✓
2D E-fence	✓ <sup>3</sup>		2.75 m (9'0") wide MH undercarriage		✓
Beacon flash function with E-fence		✓ <sup>5</sup>	2.99 m (9'10") wide MH undercarriage		✓
Cab Avoidance	✓ <sup>3</sup>		Push Blade		✓
Swing Assist	✓		Counterweight 4200 kg (9,260 lb)		✓
<b>SERVICE AND MAINTENANCE</b>			Counterweight 4700 kg (10,370 lb)		✓
Scheduled Oil Sampling (S-O-S <sup>SM</sup> ) ports	✓				
Automatic lubrication system for implement and swing system	✓				
Integrated vehicle health management system	✓				

<sup>3</sup>Available with MH booms only.

<sup>5</sup>UK only.

## Dealer Installed Kit and Attachments

Attachments may vary. Consult your Cat dealer for details.

### **CAB**

- 75 mm (3") retractable seat belt

### **SAFETY AND SECURITY**

- Bluetooth key fob

### **GUARDS**

- OPG (not compatible with cab light cover, rain protector)
- Mesh guard full front (not compatible with cab light cover, rain protector)

# MH3024 Cab Options

## Cab Options

	Deluxe	Premium
Sound-suppressed cab	●	●
Heated seat with air-adjustable suspension	●	X
Heated and cooled seat with automatic adjustable suspension	X	●
Height-adjustable console, infinite with no tool	●	●
High-resolution 254 mm (10") LCD touchscreen monitor	●	●
Mechanical mirror	●	X
Electrical mirror	X	●
Automatic bi-level air conditioner	●	●
Jog dial and shortcut keys for monitor control	●	●
Keyless push-to-start engine control	●	●
51 mm seat belt	●	●
Unfastened seat belt warning	●	●
Bluetooth integrated radio with USB ports and speakers	●	●
Two 12V DC outlets	●	●
Document storage	●	●
Auxiliary relay	○	○
Cup and bottle holders	●	●
Fixed two-piece front window (P8B classified)	○	○
Fixed one-piece front window (P5A classified)	○	○
Parallel wiper with washer	●	●
Fixed glass skylight hatch	●	●
LED dome lights	●	●
Foot Illumination	●	●
Roller rear sunscreen	X	●
Rear window emergency exit	●	●
Washable floor mat	●	●
Beacon ready	●	●
Operator Protective Guards (OPG)	○	○
Operator Protective Guards (OPG) with roof wiper	○	○
Advanced cab filtration	○	○
Two LED cab lights	●	●
Rain visor (not compatible with OPG)	●	●

- Standard
- Optional
- X Not available

# MH3024 Environmental Declaration

The following information applies to the machine at the time of final manufacture as configured for sale in the regions covered in this document. The content of this declaration is valid as of the date issued; however, content related to machine features and specifications are subject to change without notice. For additional information, please see the machine's Operation and Maintenance Manual.

For more information on sustainability in action and our progress, please visit <https://www.caterpillar.com/en/company/sustainability>.

## Engine

- The Cat® C4.4 engine meets U.S. EPA Tier 4 Final and EU Stage V emission standards.
- Cat diesel engines are required to use ULSD (ultra-low sulfur diesel fuel with 15 ppm of sulfur or less) and are compatible\* with ULSD blended with the following lower-carbon intensity fuels\*\* up to:

- ✓ 20% biodiesel FAME (fatty acid methyl ester)\*\*\*
- ✓ 100% renewable diesel, HVO (hydrotreated vegetable oil) and GTL (gas-to-liquid) fuels

Refer to guidelines for successful application. Please consult your Cat dealer or "Caterpillar Machine Fluids Recommendations" (SEBU6250) for details.

- \* While Cat engines are compatible with these alternative fuels, some regions may not allow their use.
- \*\* Tailpipe greenhouse gas emissions from lower-carbon intensity fuels are essentially the same as traditional fuels.
- \*\*\* Engines with no aftertreatment devices are compatible with higher blends, up to 100% biodiesel (for use of blends higher than 20% biodiesel, consult your Cat dealer).

## Air Conditioning System

- The air conditioning system on this machine contains the fluorinated greenhouse gas refrigerant R134a or R1234yf. See the label or instruction manual for identification of the gas.
  - If equipped with R134a (Global Warming Potential = 1430), the system contains 1.3 kg (2.9 lb) of refrigerant which has a CO<sub>2</sub> equivalent of 1.859 metric tonnes (2.049 tons).
  - If equipped with R1234yf (Global Warming Potential = 0.5), the system contains 1 kg (2.2 lb) of refrigerant which has a CO<sub>2</sub> equivalent of 0.001 metric tonnes (0.001 tons).

## Paint

- Based on best available knowledge, the maximum allowable concentration, measured in parts per million (PPM), of the following heavy metals in paint are:
  - Barium < 0.01%
  - Cadmium < 0.01%
  - Chromium < 0.01%
  - Lead < 0.01%

## Sound Performance

ISO 6395:2008 external	99 dB(A)
ISO 6396:2008 internal	70 dB(A)

- External Sound – The labelled spectator sound power level represents the Guaranteed Value per 2000/14/EC, when properly equipped, and is measured according to the test procedures and conditions specified in ISO 6395:2008. The measurements were conducted at 70% of the maximum engine cooling fan speed.
- Internal Sound – The operator sound pressure level is measured according to the test procedures and conditions specified in ISO 6396:2008 for a cab offered by Caterpillar, when properly installed and maintained and tested with the door and windows closed. The measurements were conducted at 70% of the maximum engine cooling fan speed.
- Hearing protection may be needed when operating with an open operator station and cab (when not properly maintained for doors/windows open) for extended periods or in noisy environment(s).
- Blue Angel certified.

## Oils and Fluids

- Caterpillar factory fills with ethylene glycol coolants. Cat Diesel Engine Antifreeze/Coolant (DEAC) and Cat Extended Life Coolant (ELC) can be recycled. Consult your Cat dealer for more information.
- Cat Bio HYDO Advanced is an EU Ecolabel approved biodegradable hydraulic oil.
- Additional fluids are likely to be present, please consult the Operations and Maintenance Manual or the Application and Installation guide for complete fluid recommendations and maintenance intervals.

## Features and Technology

- The following features and technology may contribute to fuel savings and/or carbon reduction. Features may vary. Consult your Cat dealer for details.
  - Advanced electro-hydraulic systems balance power and efficiency
  - Extended service intervals help decrease maintenance costs
  - The latest hydraulic oil filter provides longer life with a 3,000-hour replacement interval
  - Programmable high-efficiency cooling fans run only when needed
  - One-touch low idle with automatic engine speed control
  - Remote Flash and Remote Troubleshoot

## Recycling

- The materials included in machines are categorized as below with approximate weight percentage. Because of variations of product configurations, the following values in the table may vary.

Material Type	Weight Percentage
Steel	76.89%
Iron	9.81%
Rubber	3.40%
Other	2.23%
Fluid	1.97%
Nonferrous Metal	1.87%
Mixed-Metal and Nonmetal	1.10%
Uncategorized	1.09%
Plastic	1.00%
Mixed Metal	0.63%
Mixed Nonmetallic	0.01%
Total	100%

- A machine with higher recyclability rate will ensure more efficient usage of valuable natural resources and enhance End-of-Life value of the product. According to ISO 16714:2008 (Earthmoving machinery – Recyclability and recoverability – Terminology and calculation method), recyclability rate is defined as percentage by mass (mass fraction in percent) of the new machine potentially able to be recycled, reused, or both.

All parts in the bill of material are first evaluated by component type based on a list of components defined by the ISO 16714:2008 and Japan CEMA (Construction Equipment Manufacturers Association) standards. Remaining parts are further evaluated for recyclability based on material type.

Because of variations of product configurations, the following value in the table may vary.

Recyclability – 96%

For more complete information on Cat products, dealer services, and industry solutions, visit us on the web at [www.cat.com](http://www.cat.com)

© 2025 Caterpillar  
All rights reserved

Materials and specifications are subject to change without notice. Featured machines in photos may include additional equipment. See your Cat dealer for available options.

CAT, CATERPILLAR, LET'S DO THE WORK, VisionLink, their respective logos, "Caterpillar Corporate Yellow," the "Power Edge" and Cat "Modern Hex" trade dress as well as corporate and product identity used herein, are trademarks of Caterpillar and may not be used without permission.

AEXQ4118-01 (12-2025)  
Replaces: AEXQ4118-00  
Build Number: 07E  
(Aus-NZ, Europe,  
Japan, N Am,  
S Am, Türkiye)

